

make your lightmark.

GENERAL CATALOGUE 2021





**ITALIAN
ARCHI
TECTURAL
LIGHTING**

LIGHT IS MORE

Our lighting says everything about our quality. Lighting is at the heart of the way we think and build.

Outdoor lighting requires products and services of the highest standards: innovative solutions, technical excellence, design flexibility and consistent performance. Our products bring Italian excellence to the most futuristic architecture in the world.

MADE
IN ITALY
MADE
THE H
QUAL



Lighting is at the heart
of the way we think and build.

LY TO IGHST ITY



Our quality shines through our lighting.
A principle that has always inspired
any action taken within the company.

From the strictest selection of suppliers to the careful selection of materials, components and technologies, quality lies at the heart of how we create and manufacture our products. Each new project becomes an opportunity for research and development: the drive to improve product and process standards.

Our products are entirely Made in Italy and are checked repeatedly, from the receipt of raw materials through to the processing, assembly and prototype stages.

Our goal is to supply you with the very best lighting equipment offering the latest in technological developments.

WE LIGHT UP THE WORLD

We specialise in the study and creation of lighting solutions for architectural and outdoor applications.

We follow each project with the greatest care and attention, offering effective collaboration to enhance all aspects, whether they may be technical, structural, expressive or related to performance. We operate all over the world and are proud to say that we have become a point of reference in the field of outdoor lighting.

We are as ambitious and determined as you are and we can work with you to create something spectacular and unique.

We are ready to create the perfect light, lighting that will enhance the features and benefits of your project.

We manufacture our products
in Italy and export them all
over the world.

We have always had an international outlook, in terms
of both product concept and the company's approach.
We now export almost 100% of our production.

LIGHTING DESIGN

Lighting design according to PUK

Useful. Fast. Problem-solver.

This is our consulting service that allows you to choose the most suitable lighting solution, not only on the basis of technical documentation but also thanks to the most advanced rendering systems available today.

The quality of our lighting design is the result of a technical-scientific approach that also takes into account ever-changing and unavoidable elements such as the environmental and architectural context, style and design, industry and type of business, current regulations regarding safety, the comfort of human visual perception, the psychological/communication effect to be obtained as well as the enhancement of some details.

Step by step, towards the solution

Lighting design is a complex activity which requires a rigorous and all-round consulting service: nothing must be left to chance.

The Puk team defines the criteria for drafting the lighting design. These are the phases that lead from scrupulous analysis of needs to the solution and implementation of the system:

FEASIBILITY STUDY
PRELIMINARY PROJECT
FINAL PROJECT
EXECUTIVE PROJECT



3D Rendering: a crystal clear vision

In Puk we attach a special importance to the quality of the graphic representation.

In particular, our 3D renderings, static or with different levels of animation, are of very high quality and allow to evaluate the different project options set, with an effect almost identical to reality and having a great aesthetic impact. This makes it easier to evaluate the different options and make a decision.

Why choosing us

Because we have concentrated 30 years of experience, expertise and specialization in outdoor lighting in an accurate and complete lighting design and consulting service.

Our professional staff will assist you in designing efficient and reliable solutions. Analysis tools and technical methods always guarantee you will get the result you expect.

Puk lighting design consultancy is a free of charge service for our clients.
Let your inner light shine with Puk.



5 YEAR WARRANTY

Outdoor lighting is by definition one of the most challenging and competitive sectors and demands the highest quality products and services: innovative solutions, technical excellence, design flexibility and consistent performance.

That is why here at P.U.K. we are open to constant technological upgrades (from miniaturisation to LEDs) and we strive to improve the quality and reliability of our range.

We produce one of the most complete and competitive world-class collections available on the international market, offering a five-year full warranty on LED products.

ICONS

How to read the
catalogue

| | |
|-----------------|---------------------------|
| NEW | NEW PRODUCTS |
| CE | EUROPEAN CONFORMITY |
| 5 YEARS | 5 YEARS WARRANTY |
| | CLASS I |
| | CLASS II |
| | CLASS III |
| IK xx | IK CODE SHOCK RESISTANCE |
| IP xx | IP CODE PROTECTIVE DEGREE |
| | 1-10 V DIMMABLE |
| DALI | DALI DIMMABLE |
| | 1000 STATIC LOAD CAPACITY |
| NO | TOOLS-FREE |
| RGB | RGB LIGHT |
| Full RGB | FULL RGB LIGHT |
| | +/- x° ADJUSTABLE |
| DMX | DMX-512 |

**OUTDOOR SOLUTIONS:
THE MOST COMPLETE
RANGE IN TERMS
OF PERFORMANCE
AND DESIGN**

ILLUMINATED BY DESIGN



MOMO DESIGN

Research, innovation and creativity are still today MOMODESIGN philosophy strongholds.

Over the years MOMODESIGN has evolved but the Design Studio has maintained its fundamental creativity role: a wide open plan laboratory, offices with every kind of materials, colours, instruments, designers, architects and stylists, this eclectic team perceives every signal from the external world.

Main role of the Design Studio is the definition and planning of objects with an unmistakable, personal and characterising trait; MOMODESIGN objects.

The guarantee of a licensed products is given by the choice of collaborating only with companies that have as a common denominator quality, handcraft products and innovation as well as a successful international distribution network.



PAOLO VILLA

Paolo Villa Industrial Design is an award-winning design consultancy which has developed a wide range of successful products for more than 25 years.

Made up of a team of fresh and talented designers working with enthusiasm, creativity and rigor, our design experience spans many product fields. We have a solid list of renowned international leading clients that we help to create and bring to market outstanding products.

We continually research tools and processes and bring the most up-to-date technologies to bear on our projects.



NAVA+AROSIO

Paolo Emanuele Nava and Luca Maria Arosio are Nava + Arosio.

In 2012, they both obtained the honours degree in Product Design presenting a project called "Maniacal Mirrors".

Working on different projects for prestigious firms like Rubelli, Lago, Riva1920, Italamp and in collaboration with Paolo Nava Design Studio, they begin to experience a humanistic design, that is to say a design in which the person is the center, with his/her material and immaterial needs.

The studio, has been gaining prestigious international awards, with several projects published by the most important mastheads of the sector.

021 NEW LIGHTING TOOLS



QUBO

Cubic shape
projector range

composed by four sizes
with infinite lighting variants,
adapting to the most various
fields of application.



FLAMINGO

Multi-functional
spotlight

can be placed on the wall,
ceiling, ground, or even tree
branch with an exclusive strap.
Ideal for outdoor lighting
applications, bringing your
garden to life.



FRAME

Minimal and
clean design,

two sizes and two shapes
wall appliques for general
lighting, also used as ceiling
downlight; bigger sizes also
available with emergency
pack.



HYDRO FLEX OPTICS

Flexibility of
Hydroflex range

combined with precise
lighting control of the lenses:
here we go with new
Hydroflex "Optics".



ALDER

Elegant
bollard

available in three heights
that beautify & give new
light to your outdoor
spaces.



Zeus range extension,

with four new models made with mid-power LED and symmetric & asymmetric reflectors, to cover wider areas with the right illumination.



RING HP

Iconic RING series

have been completed with high-power LED variants and RGBW options for all three existing sizes. Control of the light is now more accurate than ever !



BEAMER

An architectural spotlight,

ideal for installation in all urban places, in our cities, towns or neighbourhoods; available from 36W to 150W in single-color or color changing light, static or dynamic.



QUBO DOWN LIGHT

Versatility of Qubo range

made possible to adapt this fixture also for downlight applications.



QUBO POLE

Further demonstration of how versatile is Qubo series,

check it in pole mounted version with its new discrete and elegant pole attachment.



DEMO BOX

Look & feel our quality!

A new spectacular tool for all distributors, showrooms and agents, discover our Demo Box including some of the most iconic PUK products.

LEGEND

FLOODLIGHTS

from 20 to 125



101600
Qubo

.20



101100
Flash

.40



109000
Book

.50



101000
Case

.53



101700
Flamingo

.64



101300
Twist

.72



101200
City wall

.78



101500
Zeus

.80



101400
Ring

.90




106000
Sky

.108



107000
Jet

.112



101800
Beamer

.116



108000
Laser

.120

IN-GROUND

from 128 to 201



201000
Hydrofloor

.128



206000
Hydrofloor invisita

.170



202000
Hydroquadro

.176




205000
Hydrofloor vetro

.184



203000
Line

.188



204000
Line vetro

.196

UNDERWATER

from 204 to 223



301000
Scuba

.204



303000
Pool

.210



305000
Dive

.216




306000
Hydroflex
Underwater

.220

WALL MOUNTING

from 226 to 331




401100
Wave

.226



402600
Tech evo

.230



401000
Tech

.236



401900
Tech steel

.247



402500
Tag

.252



402800
Frame

.256



401700
Eclipse

.264




401600
Surf

.280




402100
Hydrocove

.292



401800
Hydroflex

.294



402900
Hydroflex Optics

.302



403000
Line-B

.304



402700
Grazer

.312



402400
Horizon

.318



402200
Cube

.324



406000
Target

.328

WALL-RECESSED

from 334 to 357



504000
Surf Recess

.334



503000
Line step

.340



501000
Blade

.342



502000
Step

.344

BOLLARDS

from 360 to 405



601800
Boulevard Mini

.360



609000
Boulevard

.362




601700
Sector

.370




601500
Promenade

.376



601900
Scout

.380



602100
Tron

.384



603000
Way

.388



601600
Periscope

.394




602200
Alder

.400

DOWNLIGHTS

from 408 to 439



709000
Nano Downlight

.408



708000
Tag 03

.414



701000
Ceiling

.416



701100
Qubo Downlight

.420



706000
Tech 03

.430




707000
Tech steel 03

.438

URBAN LIGHTS

from 442 to 517



802000
City

.442




806000
Zeus Pole

.456



803000
Book pole-top

.468



804000
Tech pole-top

.474



807000
Ring Pole

.482



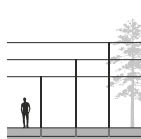
808000
Qubo Pole

.494



805000
Flash pole

.500



809900
Poles & accessories

.514

DECORATIVE OUTDOOR

from 520 to 523




901001
Beyond Table

.520



901002
Beyond Floor

.522



FLOODLIGHTS

| luminaire | lumen package | page |
|------------------|----------------|------|
| 101600 QUBO | 145 - 5.265 | 20 |
| 101100 FLASH | 650 - 4.980 | 40 |
| 109000 BOOK | 1040 - 3.000 | 50 |
| 101000 CASE | 104 - 4.900 | 53 |
| 101700 FLAMINGO | 90 - 520 | 64 |
| 101300 TWIST | 270 - 2.464 | 72 |
| 101200 CITY WALL | 3456 - 6.912 | 78 |
| 101500 ZEUS | 710 - 5.516 | 80 |
| 101400 RING | 145 - 5.265 | 90 |
| 106000 SKY | 350 - 5.000 | 108 |
| 107000 JET | 139 - 898 | 112 |
| 101800 BEAMER | 2.206 - 12.383 | 116 |
| 108000 LASER | 400 - 4.800 | 120 |

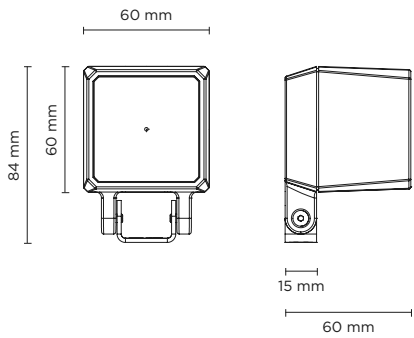


101601

QUBO MICRO HP

Designed by
NAVA + AROSIO

Floodlight for outdoor installation on a façade/wall, with U shape fixing bracket allowing vertical adjustment of +90° / -40°. Phospho-chromatised and polyester powder coated die-cast copper-free aluminium base and head, tempered safety glass, moulded silicone gaskets, with screws in stainless steel. Remote 24V DC power supply needed, with 1 x CREE “XHP35” LED. IP66 rating.



| light source | light beam options | | lumen output (lm) | lumin. efficacy (lm/w) |
|-----------------------------|--------------------|--|-------------------|------------------------|
| 3000°K warm-white | | | | |
| high-power led | 4° | | 510 | 85.00 |
| high-power led | 10° | | 489 | 81.50 |
| high-power led | 28° | | 474 | 79.00 |
| 4000°K neutral-white | | | | |
| high-power led | 4° | | 520 | 86.67 |
| high-power led | 10° | | 499 | 83.17 |
| high-power led | 28° | | 484 | 80.67 |

Finish color options:


- Textured Grey RAL 9006
- Anthracite Grey RAL 7016
- Matt Black (on request)

Technical features



Technical data

| | |
|---------------|--|
| Wattage | 6 WATT |
| IP Rating | IP66 |
| IK Rating | 10 |
| Material | High corrosion resistance die-cast copper-free aluminum body |
| Coating | Polyester powder coating with phosphochromating pre-finish |
| Light source | 1 x CREE “XHP35” LED |
| Screws | Stainless steel |
| Remote driver | Constant voltage 24V DC |
| Gasket | Silicone rubber |
| Glass | Tempered |
| Power cable | 1 mt. power cable included |
| Gross weight | 0,70 Kg |



OTHER VIEW

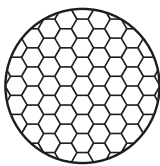


OPTIONAL

AC044
SPIKE



AC071
HONEYCOMB LOUVER



AC075
ANTI-GLARE VISOR




AC038
TREE STRAP



remote driver selection

| brand | manufacturer code | type | watt | IP rate | numbers of fixtures |
|----------|-------------------|-------------------------|------|---------|---------------------|
| Meanwell | LPV-20-24 | constant voltage 24V DC | 20W | IP67 | min 1 - max 3 |
| Meanwell | LPV-35-24 | constant voltage 24V DC | 35W | IP67 | min 1 - max 5 |
| Meanwell | LPV-60-24 | constant voltage 24V DC | 60W | IP67 | min 1 - max 9 |



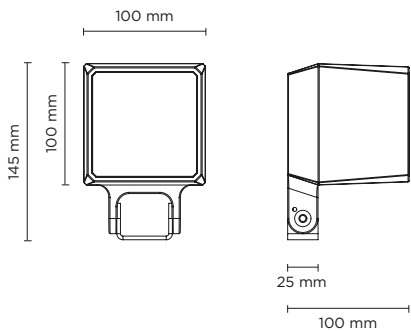


101602

QUBO MINI COB

Designed by
NAVA + AROSIO

Floodlight for outdoor installation on a façade/wall, with U shape fixing bracket allowing vertical adjustment of +90° / -40°. Phospho-chromatised and polyester powder coated die-cast copper-free aluminium base and head, tempered safety glass, moulded silicone gaskets, with screws in stainless steel. Built-in LED driver, with 1 COB CREE “CXB 1310” LED. IP66 rating.



| light source | light beam options | lumen output (lm) | lumin. efficacy (lm/w) |
|-----------------------------|--------------------|-------------------|------------------------|
| 3000°K warm-white | | | |
| cob led | 14° | 1.100 | 110 |
| cob led | 35° | 1.060 | 106 |
| cob led | 55° | 1.000 | 100 |
| 4000°K neutral-white | | | |
| cob led | 14° | 1.200 | 120 |
| cob led | 35° | 1.140 | 114 |
| cob led | 55° | 1.083 | 108 |

Finish color options:

- Textured Grey RAL 9006
- Anthracite Grey RAL 7016
- Matt Black (on request)

Technical features



Technical data

| | |
|--------------|--|
| Wattage | 10 WATT |
| IP Rating | IP66 |
| IK Rating | 10 |
| Material | High corrosion resistance die-cast copper-free aluminum body |
| Coating | Polyester powder coating with phosphochromating pre-finish |
| Light source | 1 x COB CREE “CXB 1310” LED |
| Screws | Stainless steel |
| Transformer | Electrical power supply 220/240V 50/60Hz built-in |
| Gasket | Silicone rubber |
| Glass | Tempered |
| Power cable | 1 mt. power cable included |
| Gross weight | 1,30 Kg |



OTHER VIEW

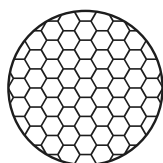


OPTIONAL

AC044
SPIKE




AC072
HONEYCOMB LOUVER



AC076
ANTI-GLARE VISOR



AC038
TREE STRAP



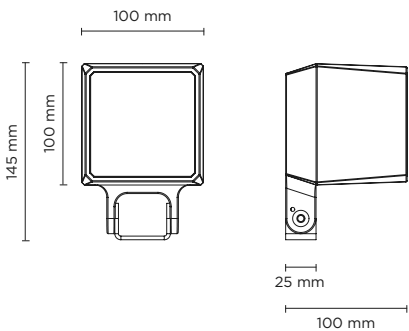


101605

QUBO MINI HP

Designed by
NAVA + AROSIO

Floodlight for outdoor installation on a façade/wall, with U shape fixing bracket allowing vertical adjustment of +90° / -40°. Phospho-chromatised and polyester powder coated die-cast copper-free aluminium base and head, tempered safety glass, moulded silicone gaskets, with screws in stainless steel. Built-in LED driver, with 1 x CREE “XHP35” LED. IP66 rating.



| light source | light beam options | | lumen output (lm) | lumin. efficacy (lm/w) |
|-----------------------------|--------------------|--|-------------------|------------------------|
| 3000°K warm-white | | | | |
| high-power led | 4° | | 690 | 86.25 |
| high-power led | 10° | | 662 | 82.75 |
| high-power led | 28° | | 642 | 80.25 |
| 4000°K neutral-white | | | | |
| high-power led | 4° | | 703 | 87.88 |
| high-power led | 10° | | 676 | 84.50 |
| high-power led | 28° | | 656 | 82.00 |

Finish color options:


- Textured Grey RAL 9006
- Anthracite Grey RAL 7016
- Matt Black (on request)

Technical features



Technical data

| | |
|--------------|--|
| Wattage | 8 WATT |
| IP Rating | IP66 |
| IK Rating | 10 |
| Material | High corrosion resistance die-cast copper-free aluminum body |
| Coating | Polyester powder coating with phosphochromating pre-finish |
| Light source | 1 x CREE “XHP35” LED |
| Screws | Stainless steel |
| Transformer | Electrical power supply 220/240V 50/60Hz built-in |
| Gasket | Silicone rubber |
| Glass | Tempered |
| Power cable | 1 mt. power cable included |
| Gross weight | 1,30 Kg |



OTHER VIEW

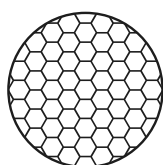


OPTIONAL

AC044
SPIKE




AC072
HONEYCOMB LOUVER



AC076
ANTI-GLARE VISOR



AC038
TREE STRAP



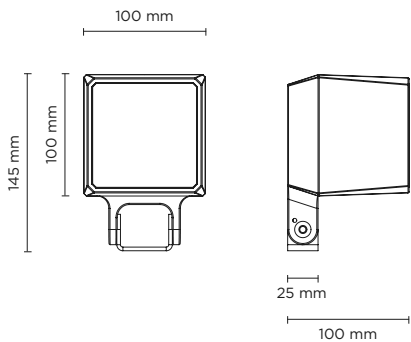


101605RGBW

QUBO MINI DMX RGBW

Designed by
NAVA + AROSIO

Floodlight for outdoor installation on a façade/wall, with U shape fixing bracket allowing vertical adjustment of +90° / -40°. Phospho-chromatised and polyester powder coated die-cast copper-free aluminium base and head, tempered safety glass, moulded silicone gaskets, with screws in stainless steel. Remote 24V DC power supply needed, DMX driver integrated; with 1 x CREE "XML" RGBW LED. IP66 rating.



| light source | light beam options | lumen output (lm) | lumin. efficacy (lm/w) |
|----------------|--------------------|-------------------|------------------------|
| RGBW | | | |
| high-power led | 12° | 160 | 35.55 |
| high-power led | 25° | 152 | 33.78 |
| high-power led | 35° | 145 | 32.23 |

Finish color options:

- Textured Grey RAL 9006
- Anthracite Grey RAL 7016
- Matt Black (on request)

Technical features

- IP66
- IK10
- CE
- 5 YEARS
- DMX

NEW

Technical data

| | |
|---------------|--|
| Wattage | 4.5 WATT |
| IP Rating | IP66 |
| IK Rating | 10 |
| Material | High corrosion resistance die-cast copper-free aluminum body |
| Coating | Polyester powder coating with phosphochromating pre-finish |
| Light source | 1 x CREE "XML" COLOR RGBW LED |
| Screws | Stainless steel |
| DMX | DMX interface integrated |
| Remote driver | Constant voltage 24V DC remote driver needed |
| Gasket | Silicone rubber |
| Glass | Tempered |
| Power cable | 1 mt. power cable included |
| DMX cable | DMX in & DMX out cables included |
| Gross weight | 1,30 Kg |

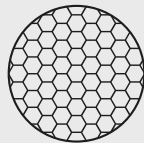
ACO44
SPIKE



ACO76
ANTI-GLARE VISOR



ACO72
HONEYCOMB LOUVER





ACO38
TREE STRAP



DMX ACCESSORIES

CONTROLLERS, SPLITTERS, ETC...

To be defined together with puk technical department, according to project specifications and after providing installation details.



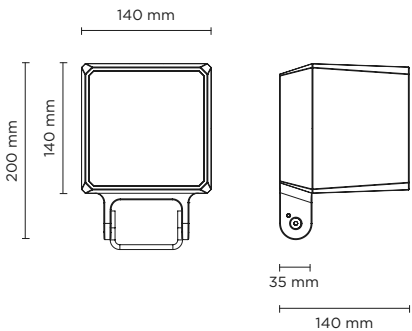


101603

QUBO MEDIUM COB

Designed by
NAVA + AROSIO

Floodlight for outdoor installation on a façade/wall, with U shape fixing bracket allowing vertical adjustment of +90° / -40°. Phospho-chromatised and polyester powder coated die-cast copper-free aluminium base and head, tempered safety glass, moulded silicone gaskets, with screws in stainless steel. Built-in LED driver, with 1 COB CREE “CXB 1512” LED. IP66 rating.



| light source | light beam options | lumen output (lm) | lumin. efficacy (lm/w) |
|-----------------------------|--------------------|-------------------|------------------------|
| 3000°K warm-white | | | |
| cob led | 14° | 1.900 | 118.75 |
| cob led | 35° | 1.813 | 113.31 |
| cob led | 55° | 1.722 | 107.62 |
| 4000°K neutral-white | | | |
| cob led | 14° | 2.000 | 125.00 |
| cob led | 35° | 1.900 | 118.75 |
| cob led | 55° | 1.805 | 112.81 |

Finish color options:

- Textured Grey RAL 9006
- Anthracite Grey RAL 7016
- Matt Black (on request)

Technical features



Technical data

| | |
|--------------|--|
| Wattage | 16 WATT |
| IP Rating | IP66 |
| IK Rating | 10 |
| Material | High corrosion resistance die-cast copper-free aluminum body |
| Coating | Polyester powder coating with phosphocromating pre-finish |
| Light source | 1 x COB CREE “CXB 1512” LED |
| Screws | Stainless steel |
| Transformer | Electrical power supply 220/240V 50/60Hz built-in |
| Gasket | Silicone rubber |
| Glass | Tempered |
| Power cable | 1 mt. power cable included |
| Gross weight | 3,10 Kg |



OTHER VIEW

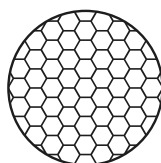


OPTIONAL

AC044
SPIKE



AC073
HONEYCOMB LOUVER



AC077
ANTI-GLARE VISOR




AC038
TREE STRAP



OPTIONAL

LUMINAIRE SUITABLE
FOR POLE MOUNTING
IN SINGLE OR MULTIPLE
COMBINATIONS



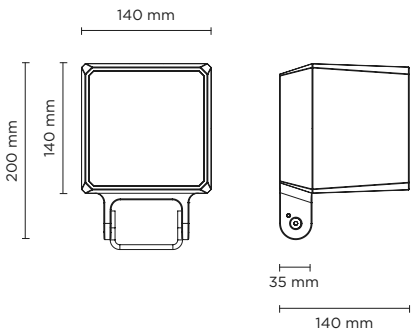


101606

QUBO MEDIUM HP

Designed by
NAVA + AROSIO

Floodlight for outdoor installation on a façade/wall, with U shape fixing bracket allowing vertical adjustment of +90° / -40°. Phospho-chromatised and polyester powder coated die-cast copper-free aluminium base and head, tempered safety glass, moulded silicone gaskets, with screws in stainless steel. Built-in LED driver, with 3 x CREE “XHP35” LED. IP66 rating.



| light source | light beam options | | lumen output (lm) | lumin. efficacy (lm/w) |
|-----------------------------|--------------------|--|-------------------|------------------------|
| 3000°K warm-white | | | | |
| high-power led | 4° | | 2.050 | 102.50 |
| high-power led | 10° | | 2.000 | 100.00 |
| high-power led | 28° | | 1.950 | 97.50 |
| 4000°K neutral-white | | | | |
| high-power led | 4° | | 2.100 | 105.00 |
| high-power led | 10° | | 2.050 | 102.50 |
| high-power led | 28° | | 2.000 | 100.00 |

Finish color options:

- Textured Grey RAL 9006
- Anthracite Grey RAL 7016
- Matt Black (on request)

Technical features

IP 66

IK 10

CE


5 YEARS

DALI

NEW

Technical data

| | |
|--------------|--|
| Wattage | 20 WATT |
| IP Rating | IP66 |
| IK Rating | 10 |
| Material | High corrosion resistance die-cast copper-free aluminum body |
| Coating | Polyester powder coating with phosphochromating pre-finish |
| Light source | 3 x CREE “XHP35” LED |
| Screws | Stainless steel |
| Transformer | Electrical power supply 220/240V 50/60Hz built-in |
| Gasket | Silicone rubber |
| Glass | Tempered |
| Power cable | 1 mt. power cable included |
| Gross weight | 3,10 Kg |



OTHER VIEW

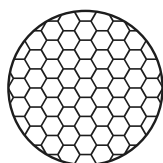


OPTIONAL

AC044
SPIKE



AC073
HONEYCOMB LOUVER



AC077
ANTI-GLARE VISOR




AC038
TREE STRAP



OPTIONAL

LUMINAIRE SUITABLE
FOR POLE MOUNTING
IN SINGLE OR MULTIPLE
COMBINATIONS



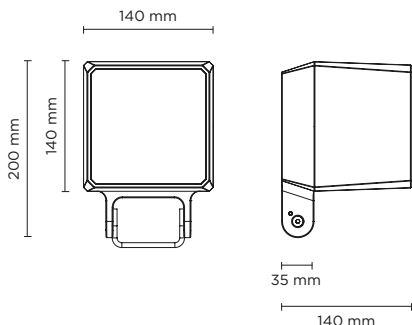


101606RGBW

QUBO MEDIUM DMX RGBW

Designed by
NAVA + AROSIO

Floodlight for outdoor installation on a façade/wall, with U shape fixing bracket allowing vertical adjustment of +90° / -40°. Phospho-chromatised and polyester powder coated die-cast copper-free aluminium base and head, tempered safety glass, moulded silicone gaskets, with screws in stainless steel. Built-in LED driver, DMX driver integrated; with 3 x CREE "XML" RGBW LED. IP66 rating.

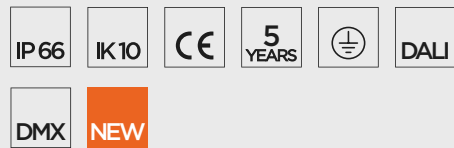


| light source | light beam options | lumen output (lm) | lumin. efficacy (lm/w) |
|----------------|--------------------|-------------------|------------------------|
| RGBW | | | |
| high-power led | 12° | 480 | 34.28 |
| high-power led | 25° | 468 | 33.43 |
| high-power led | 35° | 457 | 32.65 |

Finish color options:

- Textured Grey RAL 9006
- Anthracite Grey RAL 7016
- Matt Black (on request)

Technical features



Technical data

| | |
|--------------|--|
| Wattage | 14 WATT |
| IP Rating | IP66 |
| IK Rating | 10 |
| Material | High corrosion resistance die-cast copper-free aluminum body |
| Coating | Polyester powder coating with phosphochromating pre-finish |
| Light source | 3 x CREE "XML" COLOR RGBW LED |
| Screws | Stainless steel |
| DMX | DMX interface integrated |
| Transformer | Electrical power supply 220/240V 50/60Hz built-in |
| Gasket | Silicone rubber |
| Glass | Tempered |
| Power cable | 1 mt. power cable included |
| DMX cable | DMX in & DMX out cables included |
| Gross weight | 3,10 Kg |

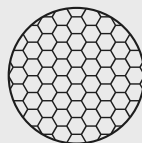
AC044
SPIKE



AC077
ANTI-GLARE VISOR



AC073
HONEYCOMB LOUVER



AC038
TREE STRAP



DMX ACCESSORIES

CONTROLLERS, SPLITTERS, ETC...

To be defined together with puk technical department, according to project specifications and after providing installation details.



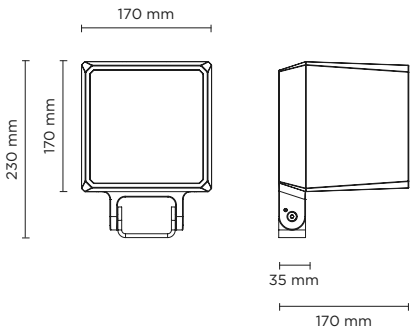


101604

QUBO MAXI COB

Designed by
NAVA + AROSIO

Floodlight for outdoor installation on a façade/wall, with U shape fixing bracket allowing vertical adjustment of +90° / -40°. Phospho-chromatised and polyester powder coated die-cast copper-free aluminium base and head, tempered safety glass, moulded silicone gaskets, with screws in stainless steel. Built-in LED driver, with 1 COB CREE “CXB 2540” LED. IP66 rating.



| light source | light beam options | lumen output (lm) | lumin. efficacy (lm/w) |
|-----------------------------|--------------------|-------------------|------------------------|
| 3000°K warm-white | | | |
| cob led | 14° | 4.950 | 117.85 |
| cob led | 35° | 4.752 | 113.14 |
| cob led | 55° | 4.560 | 108.57 |
| 4000°K neutral-white | | | |
| cob led | 14° | 5.265 | 125.36 |
| cob led | 35° | 5.000 | 119.05 |
| cob led | 55° | 4.770 | 113.57 |

Finish color options:

- Textured Grey RAL 9006
- Anthracite Grey RAL 7016
- Matt Black (on request)

Technical features

IP 66

IK 10

CE

5 YEARS

1-10V

DALI

NEW

Technical data

| | |
|--------------|--|
| Wattage | 42 WATT |
| IP Rating | IP66 |
| IK Rating | 10 |
| Material | High corrosion resistance die-cast copper-free aluminum body |
| Coating | Polyester powder coating with phosphochromating pre-finish |
| Light source | 1 x COB CREE “CXB 2540” LED |
| Screws | Stainless steel |
| Transformer | Electrical power supply 220/240V 50/60Hz built-in |
| Gasket | Silicone rubber |
| Glass | Tempered |
| Power cable | 1 mt. power cable included |
| Gross weight | 4,50 Kg |



OTHER VIEW

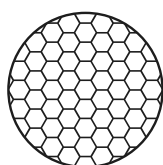


OPTIONAL

AC044
SPIKE



AC074
HONEYCOMB LOUVER



AC078
ANTI-GLARE VISOR






AC038
TREE STRAP



OPTIONAL

LUMINAIRE SUIVABLE
FOR POLE MOUNTING
IN SINGLE OR MULTIPLE
COMBINATIONS



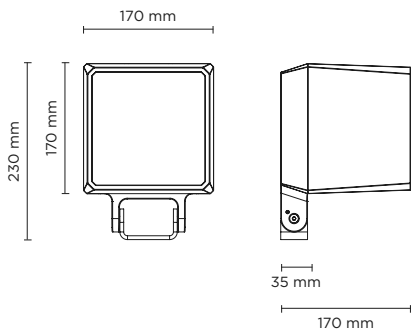


101607

QUBO MAXI HP

Designed by
NAVA + AROSIO

Floodlight for outdoor installation on a façade/wall, with U shape fixing bracket allowing vertical adjustment of +90° / -40°. Phospho-chromatised and polyester powder coated die-cast copper-free aluminium base and head, tempered safety glass, moulded silicone gaskets, with screws in stainless steel. Built-in LED driver, with 6 x CREE "XHP35" LED. IP66 rating.



| light source | light beam options | lumen output (lm) | lumin. efficacy (lm/w) |
|-----------------------------|--------------------|-------------------|------------------------|
| 3000°K warm-white | | | |
| high-power led | 4° | 4.300 | 113.15 |
| high-power led | 10° | 4.260 | 112.10 |
| high-power led | 28° | 4.210 | 110.79 |
| 4000°K neutral-white | | | |
| high-power led | 4° | 4.400 | 115.79 |
| high-power led | 10° | 4.360 | 114.74 |
| high-power led | 28° | 4.310 | 113.42 |

Finish color options:

- Textured Grey RAL 9006
- Anthracite Grey RAL 7016
- Matt Black (on request)

Technical features

IP 66

IK 10

CE

5 YEARS

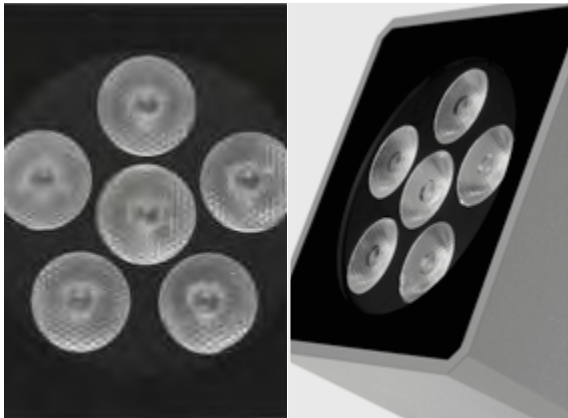
1-10V

DALI

NEW

Technical data

| | |
|--------------|--|
| Wattage | 38 WATT |
| IP Rating | IP66 |
| IK Rating | 10 |
| Material | High corrosion resistance die-cast copper-free aluminum body |
| Coating | Polyester powder coating with phosphocromating pre-finish |
| Light source | 6 x CREE "XHP35" LED |
| Screws | Stainless steel |
| Transformer | Electrical power supply 220/240V 50/60Hz built-in |
| Gasket | Silicone rubber |
| Glass | Tempered |
| Power cable | 1 mt. power cable included |
| Gross weight | 4,50 Kg |



OTHER VIEW

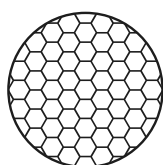


OPTIONAL

AC044
SPIKE



AC074
HONEYCOMB LOUVER



AC078
ANTI-GLARE VISOR





AC038
TREE STRAP



OPTIONAL

LUMINAIRE SUITABLE
FOR POLE MOUNTING
IN SINGLE OR MULTIPLE
COMBINATIONS



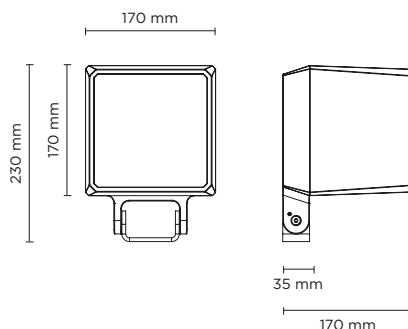


101607RGBW

QUBO MAXI DMX RGBW

Designed by
NAVA + AROSIO

Floodlight for outdoor installation on a façade/wall, with U shape fixing bracket allowing vertical adjustment of +90° / -40°. Phospho-chromatised and polyester powder coated die-cast copper-free aluminium base and head, tempered safety glass, moulded silicone gaskets, with screws in stainless steel. Built-in LED driver, DMX driver integrated; with 6 x CREE "XML" RGBW LED. IP66 rating.



| light source | light beam options | lumen output (lm) | lumin. efficacy (lm/w) |
|----------------|--------------------|-------------------|------------------------|
| RGBW | | | |
| high-power led | 12° | 1.000 | 35.71 |
| high-power led | 25° | 992 | 35.43 |
| high-power led | 35° | 981 | 35.04 |

Finish color options:

Textured Grey RAL 9006
 Anthracite Grey RAL 7016
 Matt Black (on request)

Technical features



Technical data

| | |
|--------------|--|
| Wattage | 28 WATT |
| IP Rating | IP66 |
| IK Rating | 10 |
| Material | High corrosion resistance die-cast copper-free aluminum body |
| Coating | Polyester powder coating with phosphochromating pre-finish |
| Light source | 6 x CREE "XML" COLOR RGBW LED |
| Screws | Stainless steel |
| DMX | DMX interface integrated |
| Transformer | Electrical power supply 220/240V 50/60Hz built-in |
| Gasket | Silicone rubber |
| Glass | Tempered |
| Power cable | 1 mt. power cable included |
| DMX cable | DMX in & DMX out cables included |
| Gross weight | 4,50 Kg |

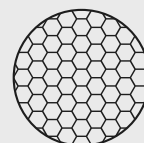
AC044
SPIKE



AC078
ANTI-GLARE VISOR



AC074
HONEYCOMB LOUVER



AC038
TREE STRAP



DMX ACCESSORIES

CONTROLLERS, SPLITTERS, ETC...

To be defined together with puk technical department, according to project specifications and after providing installation details.

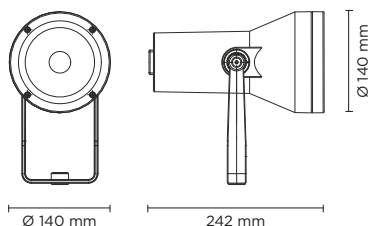




101101

FLASH MEDIUM

Round floodlight for outdoor installation on a façade/wall. Phospho-chromatised and polyester powder coated die-cast copper-free aluminium body, tempered safety glass, moulded silicone gasket and stainless steel screws. Built-in LED driver 220-240V 50-60Hz, with 5 CREE XP-G3 high-power LED. IP65 rating.



| light source | light beam options | lumen output (lm) | lumin. efficacy (lm/w) |
|-----------------------------|--------------------|-------------------|------------------------|
| 3000°K warm-white | | | |
| high-power led | 10° | 720 | 90.00 |
| high-power led | 30° | 684 | 85.50 |
| high-power led | 45° | 650 | 81.25 |
| 4000°K neutral-white | | | |
| high-power led | 10° | 750 | 93.75 |
| high-power led | 30° | 713 | 89.13 |
| high-power led | 45° | 677 | 84.63 |

Finish color options:

Textured Grey RAL 9006
 Anthracite Grey RAL 7016
 Matt Black (on request)

Technical features




Technical data

| | |
|--------------|--|
| Wattage | 8 WATT |
| IP Rating | IP65 |
| IK Rating | IK09 |
| Material | High corrosion resistance die-cast copper-free aluminum body |
| Coating | Polyester powder coating with phosphochromating pre-finish |
| Light source | NR. 5 CREE "XP-G3" LED |
| Screws | Stainless steel |
| Transformer | Electronic power supply 220/240V 50/60Hz built-in |
| Gasket | Silicone rubber |
| Glass | Tempered |
| Cable gland | Double nickel-plated brass cable gland PG11 |
| Power cable | 1 mt. neoprene power cable included |
| Gross weight | 2,60 Kg |

AC-026 Anti-glare visor for hydroflash medium



Graduated stainless steel insert



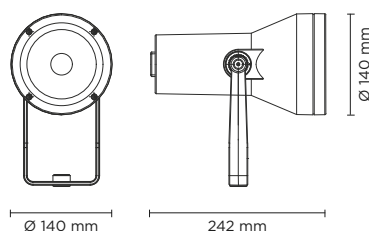






101102

FLASH MEDIUM COB

Round floodlight for outdoor installation on a façade/wall. Phospho-chromatised and polyester powder coated die-cast copper-free aluminium body, tempered safety glass, moulded silicone gasket and stainless steel screws. Built-in LED driver 220-240V 50-60Hz, with 1 CREE CXA 1512 COB LED. IP65 rating.



| light source | light beam options | lumen output (lm) | lumin. efficacy (lm/w) |
|-----------------------------|---|-------------------|------------------------|
| 3000°K warm-white | | | |
| cob led |  35° | 1.530 | 85.00 |
| 4000°K neutral-white | | | |
| cob led |  35° | 1.700 | 94.44 |

Finish color options:

| | | |
|--|---|--|
|  Textured Grey RAL 9006 |  Anthracite Grey RAL 7016 |  Matt Black (on request) |
|--|---|--|

Technical features



Technical data

| | |
|--------------|--|
| Wattage | 18 WATT |
| IP Rating | IP65 |
| IK Rating | IK09 |
| Material | High corrosion resistance die-cast copper-free aluminum body |
| Coating | Polyester powder coating with phosphochromating pre-finish |
| Light source | NR. 1 CREE CXA 1512 LED |
| Screws | Stainless steel |
| Transformer | Electronic power supply 220/240V 50/60Hz built-in |
| Gasket | Silicone rubber |
| Glass | Tempered |
| Cable gland | Double nickel-plated brass cable gland PG11 |
| Power cable | 1 mt. neoprene power cable included |
| Gross weight | 2,60 Kg |

AC-026 Anti-glare visor for hydroflash medium



Graduated stainless steel insert



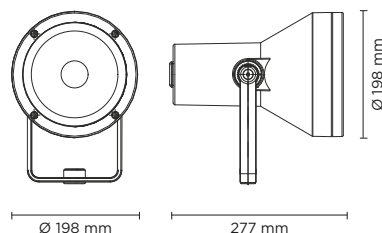




101103

FLASH MAXI

Round floodlight for outdoor installation on a façade/wall. Phospho-chromatised and polyester powder coated die-cast copper-free aluminium body, tempered safety glass, moulded silicone gasket and stainless steel screws. Built-in LED driver 220-240V 50-60Hz, with 8 CREE XP-G3 high-power LED. IP65 rating.



| light source | light beam options | lumen output (lm) | lumin. efficacy (lm/w) |
|-----------------------------|--------------------|-------------------|------------------------|
| 3000°K warm-white | | | |
| high-power led | 10° | 1.152 | 96.00 |
| high-power led | 30° | 1.095 | 91.25 |
| high-power led | 45° | 1.040 | 86.67 |
| 4000°K neutral-white | | | |
| high-power led | 10° | 1.200 | 100.00 |
| high-power led | 30° | 1.140 | 95.00 |
| high-power led | 45° | 1.083 | 90.25 |

Finish color options:

Textured Grey RAL 9006
 Anthracite Grey RAL 7016
 Matt Black (on request)

Technical features



Technical data

| | |
|--------------|--|
| Wattage | 12 WATT |
| IP Rating | IP65 |
| IK Rating | IK09 |
| Material | High corrosion resistance die-cast copper-free aluminum body |
| Coating | Polyester powder coating with phosphochromating pre-finish |
| Light source | NR. 8 CREE "XP-G3" LED |
| Screws | Stainless steel |
| Transformer | Electronic power supply 220/240V 50/60Hz built-in |
| Gasket | Silicone rubber |
| Glass | Tempered |
| Cable gland | Double nickel-plated brass cable gland PG11 |
| Power cable | 1 mt. neoprene power cable included |
| Gross weight | 3,50 Kg |

AC-027 Anti-glare visor for hydroflash medium



Graduated stainless steel insert



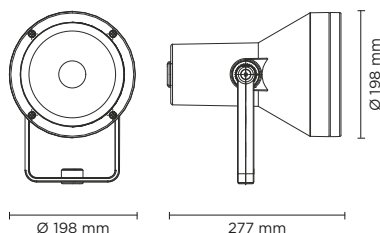




101104

FLASH MAXI COB

Round floodlight for outdoor installation on a façade/wall. Phospho-chromatised and polyester powder coated die-cast copper-free aluminium body, tempered safety glass, moulded silicone gasket and stainless steel screws. Built-in LED driver 220-240V 50-60Hz, with 1 CREE CXB 2530 COB LED. IP65 rating.



| light source | light beam options | lumen output (lm) | lumin. efficacy (lm/w) |
|-----------------------------|--------------------|-------------------|------------------------|
| 3000°K warm-white | | | |
| cob led | 35° | 3.100 | 86.10 |
| 4000°K neutral-white | | | |
| cob led | 35° | 3.300 | 91.66 |

Finish color options:

Textured Grey
RAL 9006

Anthracite Grey
RAL 7016

Matt Black
(on request)

Technical features



Technical data

| | |
|--------------|--|
| Wattage | 36 WATT |
| IP Rating | IP65 |
| IK Rating | IK09 |
| Material | High corrosion resistance die-cast copper-free aluminum body |
| Coating | Polyester powder coating with phosphochromating pre-finish |
| Light source | NR. 1 CREE CXB 2530 LED |
| Screws | Stainless steel |
| Transformer | Electronic power supply 220/240V 50/60Hz built-in |
| Gasket | Silicone rubber |
| Glass | Tempered |
| Cable gland | Double nickel-plated brass cable gland PG11 |
| Power cable | 1 mt. neoprene power cable included |
| Gross weight | 3,50 Kg |

AC-027 Anti-glare visor for hydroflash medium



Graduated stainless steel insert



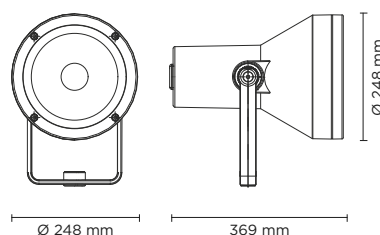




101105

FLASH MEGA

Round floodlight for outdoor installation on a façade/wall. Phospho-chromatised and polyester powder coated die-cast copper-free aluminium body, tempered safety glass, moulded silicone gasket and stainless steel screws. Built-in LED driver 220-240V 50-60Hz, with 15 CREE XP-G2 high-power LED. IP65 rating.



| light source | light beam options | lumen output (lm) | lumin. efficacy (lm/w) |
|-----------------------------|--------------------|-------------------|------------------------|
| 3000°K warm-white | | | |
| high-power led | 10° | 2.160 | 98.18 |
| high-power led | 30° | 2.052 | 93.27 |
| high-power led | 45° | 1.949 | 88.60 |
| 4000°K neutral-white | | | |
| high-power led | 10° | 2.250 | 102.28 |
| high-power led | 30° | 2.137 | 97.14 |
| high-power led | 45° | 2.030 | 92.27 |

Finish color options:

Textured Grey
RAL 9006

Anthracite Grey
RAL 7016

Matt Black
(on request)

Technical features



Technical data

| | |
|--------------|--|
| Wattage | 22 WATT |
| IP Rating | IP65 |
| IK Rating | IK09 |
| Material | High corrosion resistance die-cast copper-free aluminum body |
| Coating | Polyester powder coating with phosphochromating pre-finish |
| Light source | NR. 15 CREE "XP-G2" LED |
| Screws | Stainless steel |
| Transformer | Electronic power supply 220/240V 50/60Hz built-in |
| Gasket | Silicone rubber |
| Glass | Tempered |
| Cable gland | Double nickel-plated brass cable gland PG11 |
| Power cable | 1 mt. neoprene power cable included |
| Gross weight | 5,00 Kg |

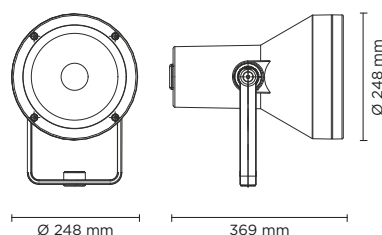






101106

FLASH MEGA COB

Round floodlight for outdoor installation on a façade/wall. Phospho-chromatised and polyester powder coated die-cast copper-free aluminium body, tempered safety glass, moulded silicone gasket and stainless steel screws. Built-in LED driver 220-240V 50-60Hz, with 1 CREE CXB 3070 COB LED. IP65 rating.



| light source | light beam options | lumen output (lm) | lumin. efficacy (lm/w) |
|-----------------------------|---|-------------------|------------------------|
| 3000°K warm-white | | | |
| cob led |  35° | 4.730 | 86.00 |
| 4000°K neutral-white | | | |
| cob led |  35° | 4.980 | 90.54 |

Finish color options:

| | | |
|---|--|---|
|  Textured Grey RAL 9006 |  Anthracite Grey RAL 7016 |  Matt Black (on request) |
|---|--|---|

Technical features




Technical data

| | |
|--------------|--|
| Wattage | 55 WATT |
| IP Rating | IP65 |
| IK Rating | IK09 |
| Material | High corrosion resistance die-cast copper-free aluminum body |
| Coating | Polyester powder coating with phosphochromating pre-finish |
| Light source | NR. 1 CREE CXB 3070 COB LED |
| Screws | Stainless steel |
| Transformer | Electronic power supply 220/240V 50/60Hz built-in |
| Gasket | Silicone rubber |
| Glass | Tempered |
| Cable gland | Double nickel-plated brass cable gland PG11 |
| Power cable | 1 mt. neoprene power cable included |
| Gross weight | 5,00 Kg |



Graduated stainless steel insert

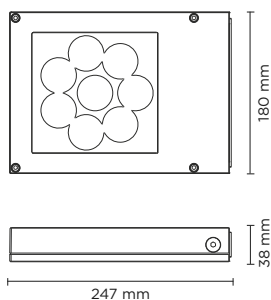




109001

BOOK MEDIUM

Square floodlight for outdoor installation on a façade/wall. Phospho-chromatised and polyester powder coated die-cast copper-free aluminium body, tempered safety glass, moulded silicone gasket and stainless steel screws. Built-in LED driver 220-240V 50-60Hz, with 8 CREE XP-G3 LED. IP65 rating.



| light source | light beam options | | lumen output (lm) | lumin. efficacy (lm/w) |
|-----------------------------|--------------------|--|-------------------|------------------------|
| 3000°K warm-white | | | | |
| high-power led | 10° | | 1.152 | 96.00 |
| high-power led | 30° | | 1.095 | 91.25 |
| high-power led | 45° | | 1.040 | 86.67 |
| 4000°K neutral-white | | | | |
| high-power led | 10° | | 1.200 | 100.00 |
| high-power led | 30° | | 1.140 | 95.00 |
| high-power led | 45° | | 1.083 | 90.25 |

| | | |
|------------------------------|-------------------------|--|
| Finish color options: | | |
| | Textured Grey RAL 9006 | |
| | Matt Black (on request) | |

Technical features

IP 65

IK 08

CE

5 YEARS

DALI

Technical data

| | |
|--------------|--|
| Wattage | 12 WATT |
| IP Rating | IP65 |
| IK Rating | IK08 |
| Material | High corrosion resistance die-cast copper-free aluminum body |
| Coating | Polyester powder coating with phosphocromating pre-finish |
| Light source | NR. 8 CREE “XP-G3” LED |
| Screws | Stainless steel |
| Transformer | Electronic power supply 220/240V 50/60Hz built-in |
| Gasket | Silicone rubber |
| Glass | Tempered |
| Cable gland | Double nickel-plated brass cable gland PG9 |
| Power cable | 1 mt. neoprene power cable included |
| Gross weight | 2,50 Kg |

SHORT FIXING BRACKET



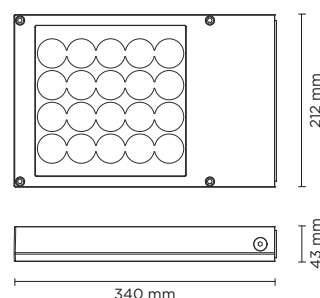




109002

BOOK MAXI

Square floodlight for outdoor installation on a façade/wall. Phospho-chromatised and polyester powder coated die-cast copper-free aluminium body, tempered safety glass, moulded silicone gasket and stainless steel screws. Built-in LED driver 220-240V 50-60Hz, with 20 CREE XP-G3 LED. IP65 rating.



| light source | light beam options | lumen output (lm) | lumin. efficacy (lm/w) |
|-----------------------------|--------------------|-------------------|------------------------|
| 3000°K warm-white | | | |
| high-power led | 10° | 2.880 | 96.00 |
| high-power led | 30° | 2.736 | 91.20 |
| high-power led | 45° | 2.600 | 86.67 |
| 4000°K neutral-white | | | |
| high-power led | 10° | 3.000 | 100.00 |
| high-power led | 30° | 2.850 | 95.00 |
| high-power led | 45° | 2.708 | 90.26 |

Finish color options:

- Textured Grey RAL 9006
- Anthracite Grey RAL 7016
- Matt Black (on request)


Technical features



Technical data

| | |
|--------------|--|
| Wattage | 30 WATT |
| IP Rating | IP65 |
| IK Rating | IK08 |
| Material | High corrosion resistance die-cast copper-free aluminum body |
| Coating | Polyester powder coating with phosphochromating pre-finish |
| Light source | NR. 20 CREE "XP-G3" LED |
| Screws | Stainless steel |
| Transformer | Electronic power supply 220/240V 50/60Hz built-in |
| Gasket | Silicone rubber |
| Glass | Tempered |
| Cable gland | Double nickel-plated brass cable gland PG9 |
| Power cable | 1 mt. neoprene power cable included |
| Gross weight | 2,80 Kg |

SHORT FIXING BRACKET




MEDIUM FIXING BRACKET



BOTH included in the standard package

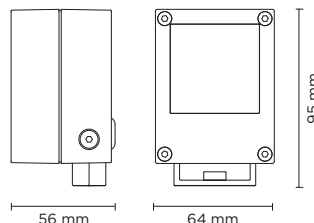




101001

CASE MICRO

Square small floodlight for outdoor installation on a façade/wall. Phospho-chromatised and polyester powder coated die-cast copper-free aluminium body, tempered safety glass, moulded silicone gasket and stainless steel screws. Built-in LED driver 220-240V 50-60Hz, with 1 CREE XP-G3 LED. IP65 rating.



| light source | light beam options | lumen output (lm) | lumin. efficacy (lm/w) |
|-----------------------------|--------------------|-------------------|------------------------|
| 3000°K warm-white | | | |
| high-power led | 10° | 115 | 115.00 |
| high-power led | 30° | 110 | 110.00 |
| high-power led | 45° | 104 | 104.00 |
| 4000°K neutral-white | | | |
| high-power led | 10° | 120 | 120.00 |
| high-power led | 30° | 114 | 114.00 |
| high-power led | 45° | 109 | 109.00 |

Finish color options:



Technical features




Technical data


| | |
|--------------|--|
| Wattage | 1 WATT |
| IP Rating | IP65 |
| IK Rating | IK08 |
| Material | High corrosion resistance die-cast copper-free aluminum body |
| Coating | Polyester powder coating with phosphochromating pre-finish |
| Light source | NR. 1 x 1W CREE "XP-G3" LED |
| Screws | Stainless steel |
| Transformer | Electronic power supply 220/240V 50/60Hz built-in |
| Gasket | Silicone rubber |
| Glass | Tempered |
| Cable gland | Nickel-plated brass cable gland PG9 |
| Power cable | 1 mt. neoprene power cable included |
| Gross weight | 0,55 Kg |

101002 - with EXTENDED FIXING BRACKET OPTION



AC001
EARTH SPIKE

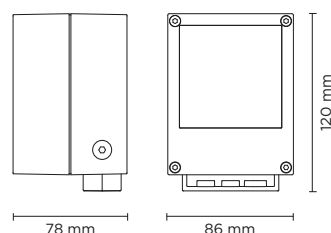




101003

CASE MINI

Square small floodlight for outdoor installation on a façade/wall. Phospho-chromatised and polyester powder coated die-cast copper-free aluminium body, tempered safety glass, moulded silicone gasket and stainless steel screws. Built-in LED driver 220-240V 50-60Hz, with 3 CREE XP-G3 LED. IP65 rating.



| light source* | light beam options | lumen output (lm) | lumin. efficacy (lm/w) |
|-----------------------------|--------------------|-------------------|------------------------|
| 3000°K warm-white | | | |
| high-power led | 10° | 346 | 115.33 |
| high-power led | 30° | 329 | 109.66 |
| high-power led | 45° | 312 | 104.00 |
| 4000°K neutral-white | | | |
| high-power led | 10° | 360 | 120.00 |
| high-power led | 30° | 342 | 114.00 |
| high-power led | 45° | 325 | 108.33 |

Finish color options:

Textured Grey RAL 9006
 Anthracite Grey RAL 7016
 Matt Black (on request)

Technical features



Technical data


| | |
|--------------|--|
| Wattage | 3 WATT |
| IP Rating | IP65 |
| IK Rating | IK08 |
| Material | High corrosion resistance die-cast copper-free aluminum body |
| Coating | Polyester powder coating with phosphochromating pre-finish |
| Light source | NR. 3 x 1W CREE "XP-G3" LED |
| Screws | Stainless steel |
| Transformer | Electronic power supply 220/240V 50/60Hz built-in |
| Gasket | Silicone rubber |
| Glass | Tempered |
| Cable gland | Nickel-plated brass cable gland PG9 |
| Power cable | 1 mt. neoprene power cable included |
| Gross weight | 0,80 Kg |

101004 - with EXTENDED FIXING BRACKET OPTION



AC001
EARTH SPIKE

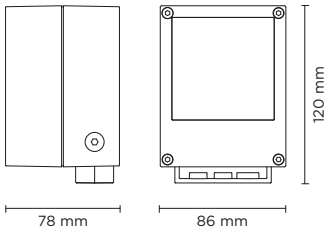




101012M

CASE MINI GU10

Square small floodlight for outdoor installation on a façade/wall. Phospho-chromatised and polyester powder coated die-cast copper-free aluminium body, tempered safety glass, moulded silicone gasket and stainless steel screws. GU10 LED / halogen. IP65 rating.



| light source | light color | light beam options |
|--------------------|-------------------|--------------------|
| GU10 LED / HALOGEN | SEE BULB FEATURES | SEE BULB FEATURES |

| Finish color options: | | |
|------------------------|--------------------------|-------------------------|
| Textured Grey RAL 9006 | Anthracite Grey RAL 7016 | Matt Black (on request) |

| Technical features | | | | |
|--------------------|------|----|---------|--|
| IP65 | IK08 | CE | 5 YEARS | |


| Technical data | |
|----------------|--|
| Wattage | 50 WATT MAX |
| IP Rating | IP65 |
| IK Rating | IK08 |
| Material | High corrosion resistance die-cast copper-free aluminum body |
| Coating | Polyester powder coating with phosphocromating pre-finish |
| Light source | GU10 base, MAX 50W |
| Screws | Stainless steel |
| Gasket | Silicone rubber |
| Glass | Tempered |
| Cable gland | Nickel-plated brass cable gland PG9 |
| Power cable | 1 mt. neoprene power cable included |
| Gross weight | 0,80 Kg |

101004 - LED, 101013M - GU 10 with EXTENDED FIXING BRACKET OPTION



AC001 EARTH SPIKE


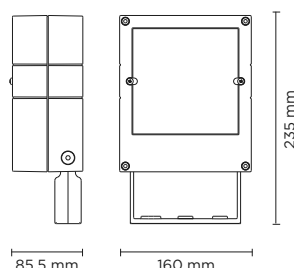




101006

CASE MEDIUM

Square floodlight for outdoor installation on a façade/wall. Phospho-chromatised and polyester powder coated die-cast copper-free aluminium body, tempered safety glass, moulded silicone gasket and stainless steel screws. Built-in LED driver 220-240V 50-60Hz, with 5 CREE XP-G3 LED. IP65 rating.



| light source | light beam options | lumen output (lm) | lumin. efficacy (lm/w) |
|-----------------------------|--------------------|-------------------|------------------------|
| 3000°K warm-white | | | |
| high-power led | 10° | 720 | 90.00 |
| high-power led | 30° | 684 | 85.50 |
| high-power led | 45° | 650 | 81.25 |
| 4000°K neutral-white | | | |
| high-power led | 10° | 750 | 93.75 |
| high-power led | 30° | 713 | 89.13 |
| high-power led | 45° | 677 | 84.63 |

Finish color options:



Technical features



Technical data

| | |
|--------------|--|
| Wattage | 8 WATT |
| IP Rating | IP65 |
| IK Rating | IK08 |
| Material | High corrosion resistance die-cast copper-free aluminum body |
| Coating | Polyester powder coating with phosphochromating pre-finish |
| Light source | NR. 5 x 1.5W CREE "XP-G3" LED |
| Screws | Stainless steel |
| Transformer | Electronic power supply 220/240V 50/60Hz built-in |
| Gasket | Silicone rubber |
| Glass | Tempered |
| Cable gland | Double nickel-plated brass cable gland PG11 |
| Power cable | 1 mt. neoprene power cable included |
| Gross weight | 2,00 Kg |

SHORT FIXING BRACKET





MEDIUM FIXING BRACKET



BOTH included in the standard package

101007 - EXTENDED FIXING BRACKET OPTION



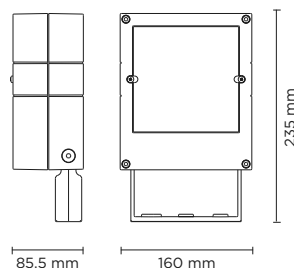


101006RGBW

CASE MEDIUM DMX RGBW

Square floodlight for outdoor installation on a façade/wall. Phospho-chromatised and polyester powder coated die-cast copper-free aluminium body, tempered safety glass, moulded silicone gasket and stainless steel screws.

Built-in LED driver, DMX driver integrated; with 3 x CREE "XML" RGBW LED. IP65 rating.



DMX ACCESSORIES

CONTROLLERS, SPLITTERS, ETC...

To be defined together with puk technical department, according to project specifications and after providing installation details.

| light source* | light beam options | lumen output (lm) | lumin. efficacy (lm/w) |
|----------------|--------------------|-------------------|------------------------|
| RGBW | | | |
| high-power led | 12° | 480 | 34.28 |
| high-power led | 25° | 468 | 33.43 |
| high-power led | 35° | 457 | 32.65 |

Finish color options:

Textured Grey
RAL 9006

Anthracite Grey
RAL 7016


Matt Black
(on request)

Technical features



Technical data

| | |
|--------------|--|
| Wattage | 14 WATT |
| IP Rating | IP65 |
| IK Rating | IK08 |
| Material | High corrosion resistance die-cast copper-free aluminum body |
| Coating | Polyester powder coating with phosphochromating pre-finish |
| Light source | 3 x CREE "XML" COLOR RGBW LED |
| Screws | Stainless steel |
| DMX | DMX interface integrated |
| Transformer | Electrical power supply 220/240V 50/60Hz built-in |
| Gasket | Silicone rubber |
| Glass | Tempered |
| Power cable | 1 mt. power cable included |
| DMX cable | DMX IN cable included |
| Gross weight | 2,00 Kg |

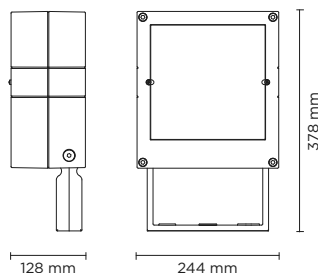


101008

CASE MAXI

Square floodlight for outdoor installation on a façade/wall. Phospho-chromatised and polyester powder coated die-cast copper-free aluminium body, tempered safety glass, moulded silicone gasket and stainless steel screws.

Built-in LED driver 220-240V 50-60Hz, with 8 CREE XP-G3 LED. IP65 rating.



| light source* | light beam options | lumen output (lm) | lumin. efficacy (lm/w) |
|-----------------------------|--------------------|-------------------|------------------------|
| 3000°K warm-white | | | |
| high-power led | 10° | 1.152 | 96.00 |
| high-power led | 30° | 1.095 | 91.25 |
| high-power led | 45° | 1.040 | 86.67 |
| 4000°K neutral-white | | | |
| high-power led | 10° | 1.200 | 100.00 |
| high-power led | 30° | 1.140 | 95.00 |
| high-power led | 45° | 1.083 | 90.25 |

Finish color options:

| | | |
|---|---|--|
|  Textured Grey RAL 9006 |  Anthracite Grey RAL 7016 |  Matt Black (on request) |
|---|---|--|

Technical features



Technical data

| | |
|--------------|--|
| Wattage | 12 WATT |
| IP Rating | IP65 |
| IK Rating | IK08 |
| Material | High corrosion resistance die-cast copper-free aluminum body |
| Coating | Polyester powder coating with phosphochromating pre-finish |
| Light source | NR. 8 x 1.5W CREE "XP-G3" LED |
| Screws | Stainless steel |
| Transformer | Electronic power supply 220/240V 50/60Hz built-in |
| Gasket | Silicone rubber |
| Glass | Tempered |
| Cable gland | Double nickel-plated brass cable gland PG11 |
| Power cable | 1 mt. neoprene power cable included |
| Gross weight | 5,00 Kg |

SHORT FIXING BRACKET




MEDIUM FIXING BRACKET



BOTH included In the standard package

101009 - EXTENDED FIXING BRACKET OPTION



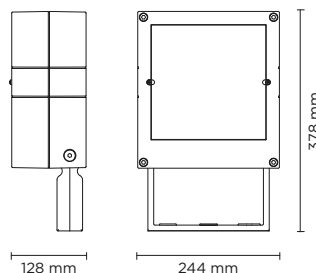


101008RGBW

CASE MAXI DMX RGBW

Square floodlight for outdoor installation on a façade/wall. Phospho-chromatised and polyester powder coated die-cast copper-free aluminium body, tempered safety glass, moulded silicone gasket and stainless steel screws.

Built-in LED driver, DMX driver integrated; with 6 x CREE "XML" RGBW LED. IP65 rating.



DMX ACCESSORIES

CONTROLLERS, SPLITTERS, ETC...

To be defined together with puk technical department, according to project specifications and after providing installation details.

| light source* | light beam options | lumen output (lm) | lumin. efficacy (lm/w) |
|----------------|--------------------|-------------------|------------------------|
| RGBW | | | |
| high-power led | 12° | 1.000 | 35.71 |
| high-power led | 25° | 992 | 35.43 |
| high-power led | 35° | 981 | 35.04 |

Finish color options:

Textured Grey
RAL 9006

Anthracite Grey
RAL 7016

Matt Black
(on request)

Technical features



Technical data


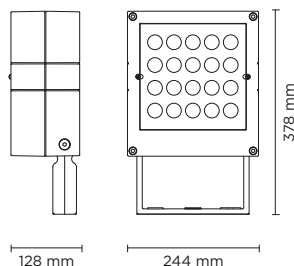
| | |
|--------------|--|
| Wattage | 28 WATT |
| IP Rating | IP66 |
| IK Rating | IK08 |
| Material | High corrosion resistance die-cast copper-free aluminum body |
| Coating | Polyester powder coating with phosphochromating pre-finish |
| Light source | 6 x CREE "XML" COLOR RGBW LED |
| Screws | Stainless steel |
| DMX | DMX interface integrated |
| Transformer | Electrical power supply 220/240V 50/60Hz built-in |
| Gasket | Silicone rubber |
| Glass | Tempered |
| Power cable | 1 mt. power cable included |
| DMX cable | DMX IN cable included |
| Gross weight | 5,00 Kg |



101014

CASE MAXI-20

Square floodlight for outdoor installation on a façade/wall. Phospho-chromatised and polyester powder coated die-cast copper-free aluminium body, tempered safety glass, moulded silicone gasket and stainless steel screws. Built-in LED driver 220-240V 50-60Hz, with 20 CREE XP-G3 LED. IP65 rating.



| light source* | light beam options | lumen output (lm) | lumin. efficacy (lm/w) |
|-----------------------------|--------------------|-------------------|------------------------|
| 3000°K warm-white | | | |
| high-power led | 10° | 2.880 | 96.00 |
| high-power led | 30° | 2.736 | 91.20 |
| high-power led | 45° | 2.600 | 86.67 |
| 4000°K neutral-white | | | |
| high-power led | 10° | 3.000 | 100.00 |
| high-power led | 30° | 2.850 | 95.00 |
| high-power led | 45° | 2.708 | 90.26 |

Finish color options:

Textured Grey
RAL 9006

Anthracite Grey
RAL 7016

Matt Black
(on request)

Technical features



Technical data

| | |
|--------------|--|
| Wattage | 30 WATT |
| IP Rating | IP65 |
| IK Rating | IK08 |
| Material | High corrosion resistance die-cast copper-free aluminum body |
| Coating | Polyester powder coating with phosphochromating pre-finish |
| Light source | NR. 20 x 1.5W CREE "XP-G3" LED |
| Screws | Stainless steel |
| Transformer | Electronic power supply 220/240V 50/60Hz built-in |
| Gasket | Silicone rubber |
| Glass | Tempered |
| Cable gland | Double nickel-plated brass cable gland PG11 |
| Power cable | 1 mt. neoprene power cable included |
| Gross weight | 5,50 Kg |

SHORT FIXING
BRACKET




MEDIUM FIXING
BRACKET



BOTH included in the standard package

101009 - EXTENDED FIXING BRACKET
OPTION



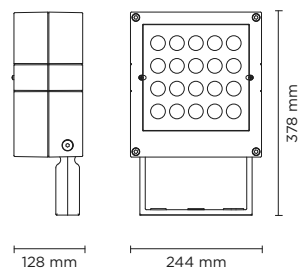




101016

CASE MAXI-20 PRO

Square floodlight for outdoor installation on a façade/wall. Phospho-chromatised and polyester powder coated die-cast copper-free aluminium body, tempered safety glass, moulded silicone gasket and stainless steel screws. Built-in LED driver 220-240V 50-60Hz, with 20 CREE XP-L LED. IP65 rating.



| light source* | light beam options | lumen output (lm) | lumin. efficacy (lm/w) |
|--------------------------|--------------------|-------------------|------------------------|
| 3000°K warm-white | | | |
| high-power led | 10° | 4.900 | 98.00 |
| high-power led | 30° | 4.650 | 93.00 |
| high-power led | 45° | 4.420 | 88.40 |

* Other light colors available on request: Neutral-White

Finish color options:

- Textured Grey RAL 9006
- Anthracite Grey RAL 7016
- Matt Black (on request)

Technical features



Technical data

| | |
|--------------|--|
| Wattage | 50 WATT |
| IP Rating | IP65 |
| IK Rating | IK08 |
| Material | High corrosion resistance die-cast copper-free aluminum body |
| Coating | Polyester powder coating with phosphochromating pre-finish |
| Light source | NR. 20 CREE “XP-L” LED |
| Screws | Stainless steel |
| Transformer | Electronic power supply 220/240V 50/60Hz built-in |
| Gasket | Silicone rubber |
| Glass | Tempered |
| Cable gland | Double nickel-plated brass cable gland PG11 |
| Power cable | 1 mt. neoprene power cable included |
| Gross weight | 5,20 Kg |

SHORT FIXING BRACKET






MEDIUM FIXING BRACKET



BOTH included in the standard package

EXTENDED FIXING BRACKET OPTION







Technical features



Technical data

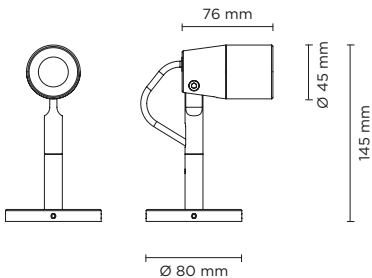
| | |
|---------------|-----------------------------------|
| Wattage | 2 WATT |
| IP Rating | IP66 |
| IK Rating | 08 |
| Material | Turned and hard anodized aluminum |
| Light source | 1 x CREE "XPG2" LED |
| Screws | Stainless steel |
| Remote driver | Constant voltage 24V DC |
| Gasket | Silicone rubber |
| Glass | Tempered |
| Power cable | 1,5 mt. power cable included |
| Gross weight | 1,70 Kg |

101701

FLAMINGO MICRO

Designed by
NAVA + AROSIO

Diam. 45 mm micro-projector for external use, ideal to light bushes, flowerbed and gardens in general. Body made in turned and anodized aluminum. In horizontal axis it can be oriented up to 30° down and up to 90° up. Remote 24V DC driver needed, with 1 x CREE "XPG2" LED. IP66 rating.



| light source | light beam options | lumen output (lm) | lumin. efficacy (lm/w) |
|-----------------------------|--------------------|-------------------|------------------------|
| 3000°K warm-white | | | |
| high-power led | 8° | 100 | 50.00 |
| high-power led | 20° | 95 | 47.50 |
| high-power led | 40° | 90 | 45.00 |
| 4000°K neutral-white | | | |
| high-power led | 8° | 105 | 52.50 |
| high-power led | 20° | 100 | 50.00 |
| high-power led | 40° | 95 | 47.50 |

Finish color options:

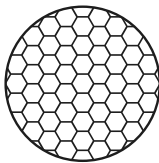
 Matt Black

OPTIONAL

AC044
SPIKE



AC066
HONEYCOMB LOUVER



AC038
TREE STRAP



remote driver selection

| brand | manufacturer code | type | watt | IP rate | numbers of fixtures |
|----------|-------------------|-------------------------|------|---------|---------------------|
| Meanwell | LPV-20-24 | constant voltage 24V DC | 20W | IP67 | min 1 - max 3 |
| Meanwell | LPV-35-24 | constant voltage 24V DC | 35W | IP67 | min 1 - max 5 |
| Meanwell | LPV-60-24 | constant voltage 24V DC | 60W | IP67 | min 1 - max 9 |



AC068

PIPE L 300 mm

Extension pipe length 300 mm made in anodized aluminum.

AC069

PIPE L 600 mm

Extension pipe length 600 mm made in anodized aluminum.

AC070

PIPE L 900 mm

Extension pipe length 900 mm made in anodized aluminum.









Technical features



Technical data

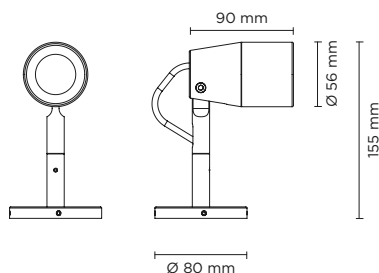
| | |
|---------------|-----------------------------------|
| Wattage | 6 WATT |
| IP Rating | IP66 |
| IK Rating | 08 |
| Material | Turned and hard anodized aluminum |
| Light source | 1 x CREE "XHP35" LED |
| Screws | Stainless steel |
| Remote driver | Constant voltage 24V DC |
| Gasket | Silicone rubber |
| Glass | Tempered |
| Power cable | 1,5 mt. power cable included |
| Gross weight | 1,80 Kg |

101702

FLAMINGO MINI

Designed by
NAVA + AROSIO

Diam. 56 mm micro-projector for external use, ideal to light bushes, flowerbed and gardens in general. Body made in turned and anodized aluminum. In horizontal axis it can be oriented up to 30° down and up to 90° up. Remote 24V DC driver needed, with 1 x CREE "XHP35" LED. IP66 rating.



| light source | light beam options | lumen output (lm) | lumin. efficacy (lm/w) |
|-----------------------------|--------------------|-------------------|------------------------|
| 3000°K warm-white | | | |
| high-power led | 4° | 510 | 85.00 |
| high-power led | 10° | 489 | 81.50 |
| high-power led | 28° | 474 | 79.00 |
| 4000°K neutral-white | | | |
| high-power led | 4° | 520 | 86.67 |
| high-power led | 10° | 499 | 83.17 |
| high-power led | 28° | 484 | 80.67 |

Finish color options:

Matt Black

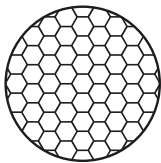


OPTIONAL

AC044
SPIKE



AC067
HONEYCOMB LOUVER



AC038
TREE STRAP



remote driver selection

| brand | manufacturer code | type | watt | IP rate | numbers of fixtures |
|----------|-------------------|-------------------------|------|---------|---------------------|
| Meanwell | LPV-20-24 | constant voltage 24V DC | 20W | IP67 | min 1 - max 3 |
| Meanwell | LPV-35-24 | constant voltage 24V DC | 35W | IP67 | min 1 - max 5 |
| Meanwell | LPV-60-24 | constant voltage 24V DC | 60W | IP67 | min 1 - max 9 |



AC068

PIPE L 300 mm

Extension pipe length 300 mm made in anodized aluminum.

AC069

PIPE L 600 mm

Extension pipe length 600 mm made in anodized aluminum.

AC070

PIPE L 900 mm

Extension pipe length 900 mm made in anodized aluminum.









101301

TWIST MICRO

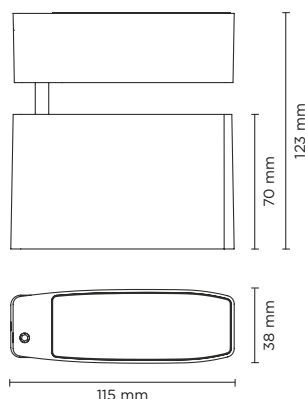
Designed by
PAOLO VILLA

Floodlight for outdoor installation on a façade/wall, with special articulated joint with spheres, allowing endless positions of the fixture head.

Phospho-chromatised and polyester powder coated die-cast copper-free aluminium base and head, tempered safety glass, moulded silicone gaskets and o-rings, with non-visible screws in stainless steel. Special optics with "invisa-light" technology. Built-in LED driver, with 2 CREE XP-G2 LED. IP65 rating.



AC037
EARTH SPIKE



| light source | light beam options | lumen output (lm) | lumin. efficacy (lm/w) |
|-----------------------------|--------------------|-------------------|------------------------|
| 3000°K warm-white | | | |
| high-power led | 18° | 280 | 62.22 |
| high-power led | 36° | 270 | 60.00 |
| 4000°K neutral-white | | | |
| high-power led | 18° | 308 | 68.44 |
| high-power led | 36° | 292 | 64.88 |

Finish color options:

Textured Grey
RAL 9006

Anthracite Grey
RAL 7016

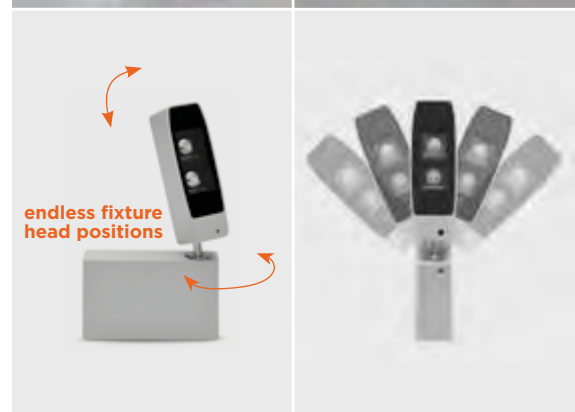

Matt Black
(on request)

Technical features



Technical data

| | |
|--------------|--|
| Wattage | 4,5 WATT |
| IP Rating | IP65 |
| IK Rating | IK08 |
| Material | High corrosion resistance die-cast copper-free aluminum body |
| Coating | Polyester powder coating with phosphochromating pre-finish |
| Light source | NR. 2 CREE "XP-G2" LED |
| Screws | Stainless steel |
| Transformer | Electronic power supply 220/240V 50/60Hz built-in |
| Optics | Special optics with "invisa-light" technology |
| Gasket | Silicone rubber |
| Glass | Tempered |
| Cable seal | M12 rubber grommet Rutaseal® in EPDM |
| Power cable | 1 mt. neoprene power cable included |
| Gross weight | 1,00 Kg |







101302

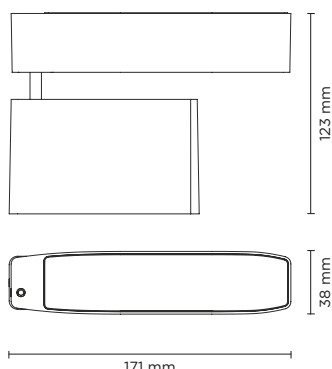
TWIST MINI

Designed by
PAOLO VILLA

Floodlight for outdoor installation on a façade/wall, with special articulated joint with spheres, allowing endless positions of the fixture head. Phosphochromatised and polyester powder coated die-cast copper-free aluminium base and head, tempered safety glass, moulded silicone gaskets and o-rings, with non-visible screws in stainless steel. Special optics with "invisa-light" technology. Built-in LED driver, with 4 CREE XP-G2 LED. IP65 rating.



AC037
EARTH SPIKE



| light source | light beam options | lumen output (lm) | lumin. efficacy (lm/w) |
|-----------------------------|--------------------|-------------------|------------------------|
| 3000°K warm-white | | | |
| high-power led | 18° | 560 | 80.00 |
| high-power led | 36° | 540 | 77.14 |
| 4000°K neutral-white | | | |
| high-power led | 18° | 616 | 88.00 |
| high-power led | 36° | 584 | 83.43 |

Finish color options:

Textured Grey
RAL 9006

Anthracite Grey
RAL 7016

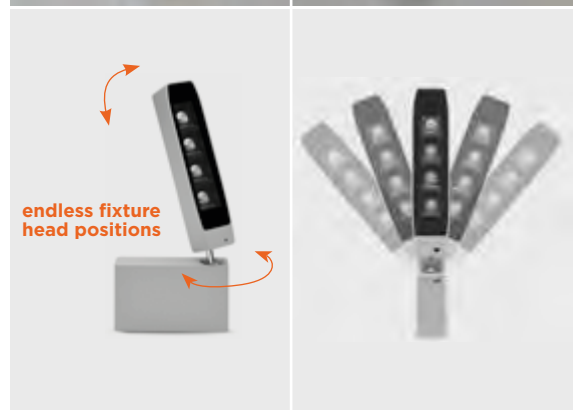

Matt Black
(on request)

Technical features



Technical data

| | |
|--------------|--|
| Wattage | 7 WATT |
| IP Rating | IP65 |
| IK Rating | IK08 |
| Material | High corrosion resistance die-cast copper-free aluminum body |
| Coating | Polyester powder coating with phosphochromating pre-finish |
| Light source | NR. 4 CREE "XP-G2" LED |
| Screws | Stainless steel |
| Transformer | Electronic power supply 220/240V 50/60Hz built-in |
| Optics | Special optics with "invisa-light" technology |
| Gasket | Silicone rubber |
| Glass | Tempered |
| Cable seal | M12 rubber grommet Rutaseal® in EPDM |
| Power cable | 1 mt. neoprene power cable included |
| Gross weight | 1,20 Kg |





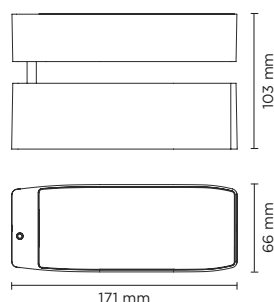


101303

TWIST MEDIUM

Designed by
PAOLO VILLA

Floodlight for outdoor installation on a façade/wall, with special articulated joint with spheres, allowing endless positions of the fixture head. Phospho-chromatised and polyester powder coated die-cast copper-free aluminium base and head, tempered safety glass, moulded silicone gaskets and o-rings, with non-visible screws in stainless steel. Special optics with "invisa-light" technology. Built-in LED driver, with 8 CREE XP-G2 LED. IP65 rating.



AC037
EARTH SPIKE

| light source | light beam options | lumen output (lm) | lumin. efficacy (lm/w) |
|-----------------------------|--------------------|-------------------|------------------------|
| 3000°K warm-white | | | |
| high-power led | 18° | 1.120 | 80.00 |
| high-power led | 36° | 1.080 | 77.14 |
| 4000°K neutral-white | | | |
| high-power led | 18° | 1.232 | 88.00 |
| high-power led | 36° | 1.168 | 83.43 |

Finish color options:

Textured Grey
RAL 9006

Anthracite Grey
RAL 7016



Matt Black
(on request)

Technical features



Technical data

| | |
|--------------|--|
| Wattage | 14 WATT |
| IP Rating | IP65 |
| IK Rating | IK08 |
| Material | High corrosion resistance die-cast copper-free aluminum body |
| Coating | Polyester powder coating with phosphochromating pre-finish |
| Light source | NR. 8 CREE "XP-G2" LED |
| Screws | Stainless steel |
| Transformer | Electronic power supply 220/240V 50/60Hz built-in |
| Optics | Special optics with "invisa-light" technology |
| Gasket | Silicone rubber |
| Glass | Tempered |
| Cable seal | M12 rubber grommet Rutaseal® in EPDM |
| Power cable | 1 mt. neoprene power cable included |
| Gross weight | 1,80 Kg |



endless fixture head positions





101304

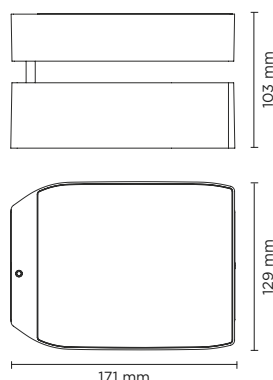
TWIST MAXI

Designed by
PAOLO VILLA

Floodlight for outdoor installation on a façade/wall, with special articulated joint with spheres, allowing endless positions of the fixture head. Phospho-chromatised and polyester powder coated die-cast copper-free aluminium base and head, tempered safety glass, moulded silicone gaskets and o-rings, with non-visible screws in stainless steel. Special optics with "invisa-light" technology. Built-in LED driver, with 16 CREE XP-G2 LED. IP65 rating.



AC037
EARTH SPIKE



| light source | light beam options | lumen output (lm) | lumin. efficacy (lm/w) |
|-----------------------------|--------------------|-------------------|------------------------|
| 3000°K warm-white | | | |
| high-power led | 18° | 2.240 | 82.96 |
| high-power led | 36° | 2.160 | 80.00 |
| 4000°K neutral-white | | | |
| high-power led | 18° | 2.464 | 91.26 |
| high-power led | 36° | 2.336 | 86.52 |

Finish color options:

Textured Grey
RAL 9006

Anthracite Grey
RAL 7016


Matt Black
(on request)

Technical features




Technical data

| | |
|--------------|--|
| Wattage | 27 WATT |
| IP Rating | IP65 |
| IK Rating | IK08 |
| Material | High corrosion resistance die-cast copper-free aluminum body |
| Coating | Polyester powder coating with phosphochromating pre-finish |
| Light source | NR. 16 CREE "XP-G2" LED |
| Screws | Stainless steel |
| Transformer | Electronic power supply 220/240V 50/60Hz built-in |
| Optics | Special optics with "invisa-light" technology |
| Gasket | Silicone rubber |
| Glass | Tempered |
| Cable seal | M12 rubber grommet Rutaseal® in EPDM |
| Power cable | 1 mt. neoprene power cable included |
| Gross weight | 2,50 Kg |



endless fixture
head positions

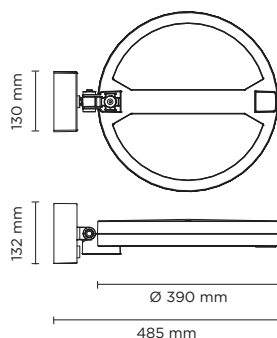






101201

CITY WALL 12+12

Round wall mounted luminaire for outdoor installation, with downward asymmetric light distribution. Phospho-chromatised and polyester powder coated die-cast copper-free aluminium body, tempered safety glass, moulded silicone gasket and stainless steel screws. Built-in LED driver/s, with 24 CREE XP-G3 LED. IP66 rating.



| light source | light beam options | lumen output (lm) | lumin. efficacy (lm/w) |
|--------------------------|--|-------------------|------------------------|
| 3000°K warm-white | | | |
| high-power led |  Cycle route pedestrian | 3.456 | 96.00 |
| high-power led |  Street | 3.456 | 96.00 |

Finish color options:

 Textured Grey
RAL 9006

 Anthracite Grey
RAL 7016



 Matt Black
(on request)

Technical features



Technical data

| | |
|--------------|--|
| Wattage | 36 WATT |
| IP Rating | IP66 |
| IK Rating | IK09 |
| Material | High corrosion resistance die-cast copper-free aluminum body |
| Coating | Polyester powder coating with phosphochromating pre-finish |
| Light source | NR. 24 x 1.5W CREE "XP-G3" LED |
| Screws | Stainless steel |
| Transformer | Electronic power supply 220/240V 50/60Hz built-in |
| Gasket | Silicone rubber |
| Glass | Tempered |
| Power cable | 3 mt. neoprene power cable included |
| Gross weight | 6,50 Kg |



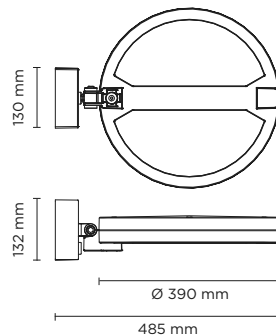






101202

CITY WALL 24+24

Round wall mounted luminaire for outdoor installation, with downward asymmetric light distribution. Phospho-chromatised and polyester powder coated die-cast copper-free aluminium body, tempered safety glass, moulded silicone gasket and stainless steel screws. Built-in LED driver/s, with 48 CREE XP-G3 LED. IP66 rating.



| light source | light beam options | lumen output (lm) | lumin. efficacy (lm/w) |
|--------------------------|--|-------------------|------------------------|
| 3000°K warm-white | | | |
| high-power led |  Cycle route pedestrian | 6.192 | 96.00 |
| high-power led |  Street | 6.192 | 96.00 |

Finish color options:

 Textured Grey
RAL 9006

 Anthracite Grey
RAL 7016

 Matt Black
(on request)

Technical features



Technical data

| | |
|--------------|--|
| Wattage | 72 WATT |
| IP Rating | IP66 |
| IK Rating | IK09 |
| Material | High corrosion resistance die-cast copper-free aluminum body |
| Coating | Polyester powder coating with phosphocromating pre-finish |
| Light source | NR. 48 x 1.5W CREE "XP-G3" LED |
| Screws | Stainless steel |
| Transformer | Electronic power supply 220/240V 50/60Hz built-in |
| Gasket | Silicone rubber |
| Glass | Tempered |
| Power cable | 3 mt. neoprene power cable included |
| Gross weight | 6,50 Kg |

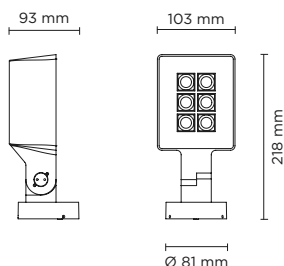




101501

ZEUS MINI

Floodlight for outdoor installation on a façade/wall, with 355° swivel base and allowing horizontal adjustment of +90° / -40°. Phospho-chromatised and polyester powder coated die-cast copper-free aluminium base and head, tempered safety glass, moulded silicone gaskets and o-rings, with screws in stainless steel. Swivel joint with graduated scale and mechanical aiming lock. Built-in LED driver, with 4 CREE "XP-G2" LED. IP66 rating.



| light source* | light beam options | lumen output (lm) | lumin. efficacy (lm/w) |
|-----------------------------|--------------------|-------------------|------------------------|
| 3000°K warm-white | | | |
| high-power led | 15° | 768 | 96.00 |
| high-power led | 35° | 745 | 93.13 |
| high-power led | 55° | 710 | 88.75 |
| 4000°K neutral-white | | | |
| high-power led | 15° | 788 | 98.50 |
| high-power led | 35° | 765 | 95.63 |
| high-power led | 55° | 730 | 91.25 |

Finish color options:

Textured Grey
RAL 9006

Anthracite Grey
RAL 7016


Matt Black
(on request)

Technical features



Technical data

| | |
|--------------|--|
| Wattage | 8 WATT |
| IP Rating | IP66 |
| IK Rating | IK09 |
| Material | High corrosion resistance die-cast copper-free aluminum body |
| Coating | Polyester powder coating with phosphocromating pre-finish |
| Light source | 4 CREE "XP-G2" LED |
| Screws | Stainless steel |
| Transformer | Electrical power supply 220/240V 50/60Hz built-in |
| Gasket | Silicone rubber |
| Glass | Tempered |
| Cable gland | M16 rubber grommet |
| Power cable | 1 mt. power cable included |
| Gross weight | 1,50 Kg |

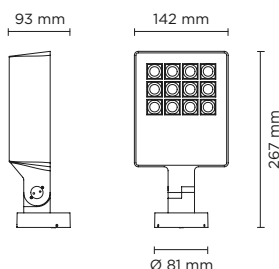




101502

ZEUS MEDIUM

Floodlight for outdoor installation on a façade/ wall, with 355° swivel base and allowing horizontal adjustment of +90° / -40°. Phospho-chromatised and polyester powder coated die-cast copper-free aluminium base and head, tempered safety glass, moulded silicone gaskets and o-rings, with screws in stainless steel. Swivel joint with graduated scale and mechanical aiming lock. Built-in LED driver, with 12 CREE "XP-G2" LED. IP66 rating.



| light source* | light beam options | lumen output (lm) | lumin. efficacy (lm/w) |
|-----------------------------|--------------------|-------------------|------------------------|
| 3000°K warm-white | | | |
| high-power led | 15° | 1.920 | 96.00 |
| high-power led | 35° | 1.862 | 93.13 |
| high-power led | 55° | 1.775 | 88.75 |
| 4000°K neutral-white | | | |
| high-power led | 15° | 1.970 | 98.50 |
| high-power led | 35° | 1.913 | 95.63 |
| high-power led | 55° | 1.825 | 91.25 |

Finish color options:




Technical features



Technical data

| | |
|--------------|--|
| Wattage | 20 WATT |
| IP Rating | IP66 |
| IK Rating | IK09 |
| Material | High corrosion resistance die-cast copper-free aluminum body |
| Coating | Polyester powder coating with phosphochromating pre-finish |
| Light source | 12 CREE "XP-G2" LED |
| Screws | Stainless steel |
| Transformer | Electrical power supply 220/240V 50/60Hz built-in |
| Gasket | Silicone rubber |
| Glass | Tempered |
| Cable gland | M16 rubber grommet |
| Power cable | 1 mt. power cable included |
| Gross weight | 2,20 Kg |

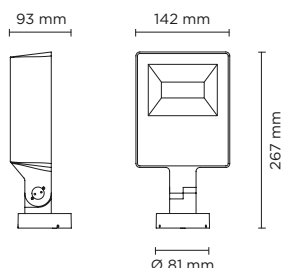




101505

ZEUS MEDIUM SYMM

Floodlight for outdoor installation on a façade/wall, with 355° swivel base and allowing horizontal adjustment of +90° / -40°. Phospho-chromatised and polyester powder coated die-cast copper-free aluminium base and head, tempered safety glass, moulded silicone gaskets and o-rings, with screws in stainless steel. Symmetrical wide light distribution. Swivel joint with graduated scale and mechanical aiming lock. Built-in LED driver, with 56 x mid-power SAMSUNG 2835 LED. IP66 rating.



| light source* | light beam options | lumen output (lm) | lumin. efficacy (lm/w) |
|-----------------------------|--------------------|-------------------|------------------------|
| 3000°K warm-white | | | |
| mid-power led | 110° | 1.510 | 75.50 |
| 4000°K neutral-white | | | |
| mid-power led | 110° | 1.560 | 78.00 |

Finish color options:


- Textured Grey RAL 9006
 Anthracite Grey RAL 7016
 Matt Black (on request)

Technical features



Technical data

| | |
|--------------|--|
| Wattage | 20 WATT |
| IP Rating | IP66 |
| IK Rating | IK09 |
| Material | High corrosion resistance die-cast copper-free aluminum body |
| Coating | Polyester powder coating with phosphochromating pre-finish |
| Light source | 56 x mid-power SAMSUNG 2835 LED |
| Screws | Stainless steel |
| Transformer | Electrical power supply 220/240V 50/60Hz built-in |
| Gasket | Silicone rubber |
| Glass | Tempered |
| Cable gland | M16 rubber grommet |
| Power cable | 1 mt. power cable included |
| Gross weight | 2,20 Kg |

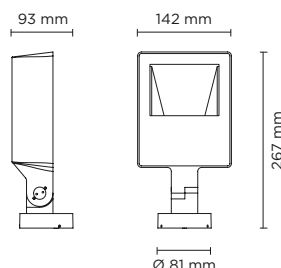






101506

ZEUS MEDIUM ASYMM

Floodlight for outdoor installation on a façade/wall, with 355° swivel base and allowing horizontal adjustment of +90° / -40°. Phospho-chromatised and polyester powder coated die-cast copper-free aluminium base and head, tempered safety glass, moulded silicone gaskets and o-rings, with screws in stainless steel. Symmetrical wide light distribution. Swivel joint with graduated scale and mechanical aiming lock. Built-in LED driver, with 56 x mid-power SAMSUNG 2835 LED. IP66 rating.



| light source* | light beam options | lumen output (lm) | lumin. efficacy (lm/w) |
|-----------------------------|--|-------------------|------------------------|
| 3000°K warm-white | | | |
| mid-power led |  110°x70° | 1.560 | 78.00 |
| 4000°K neutral-white | | | |
| mid-power led |  110°x70° | 1.610 | 80.50 |

Finish color options:



Technical features



Technical data

| | |
|--------------|--|
| Wattage | 20 WATT |
| IP Rating | IP66 |
| IK Rating | IK09 |
| Material | High corrosion resistance die-cast copper-free aluminum body |
| Coating | Polyester powder coating with phosphocromating pre-finish |
| Light source | 56 x mid-power SAMSUNG 2835 LED |
| Screws | Stainless steel |
| Transformer | Electrical power supply 220/240V 50/60Hz built-in |
| Gasket | Silicone rubber |
| Glass | Tempered |
| Cable gland | M16 rubber grommet |
| Power cable | 1 mt. power cable included |
| Gross weight | 2,20 Kg |

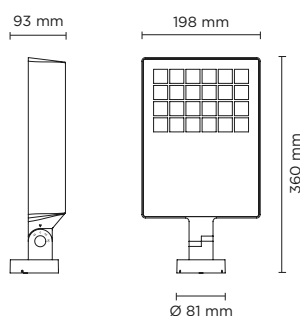




101503

ZEUS MAXI

Floodlight for outdoor installation on a façade/ wall, with 355° swivel base and allowing horizontal adjustment of +90° / -40°. Phospho-chromatised and polyester powder coated die-cast copper-free aluminium base and head, tempered safety glass, moulded silicone gaskets and o-rings, with screws in stainless steel. Swivel joint with graduated scale and mechanical aiming lock. Built-in LED driver, with 24 CREE "XP-G2" LED. IP66 rating.



| light source* | light beam options | lumen output (lm) | lumin. efficacy (lm/w) |
|-----------------------------|--------------------|-------------------|------------------------|
| 3000°K warm-white | | | |
| high-power led | 15° | 3.648 | 96.00 |
| high-power led | 35° | 3.539 | 93.13 |
| high-power led | 55° | 3.372 | 88.75 |
| 4000°K neutral-white | | | |
| high-power led | 15° | 3.743 | 98.50 |
| high-power led | 35° | 3.634 | 95.63 |
| high-power led | 55° | 3.468 | 91.25 |

Finish color options:

Textured Grey
RAL 9006

Anthracite Grey
RAL 7016

Matt Black
(on request)

Technical features



Technical data

| | |
|--------------|--|
| Wattage | 38 WATT |
| IP Rating | IP66 |
| IK Rating | IK09 |
| Material | High corrosion resistance die-cast copper-free aluminum body |
| Coating | Polyester powder coating with phosphochromating pre-finish |
| Light source | 24 CREE "XP-G2" LED |
| Screws | Stainless steel |
| Transformer | Electrical power supply 220/240V 50/60Hz built-in |
| Gasket | Silicone rubber |
| Glass | Tempered |
| Cable gland | M16 rubber grommet |
| Power cable | 1 mt. power cable included |
| Gross weight | 3,50 Kg |

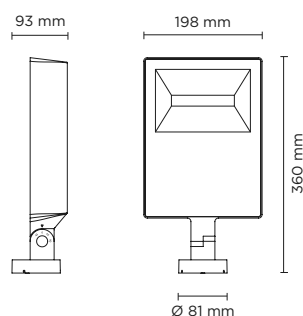




101507

ZEUS MAXI SYMM

Floodlight for outdoor installation on a façade/wall, with 355° swivel base and allowing horizontal adjustment of +90° / -40°. Phospho-chromatised and polyester powder coated die-cast copper-free aluminium base and head, tempered safety glass, moulded silicone gaskets and o-rings, with screws in stainless steel. Symmetrical wide light distribution. Swivel joint with graduated scale and mechanical aiming lock. Built-in LED driver, with 120 x mid-power SAMSUNG 2835 LED. IP66 rating.



| light source* | light beam options | lumen output (lm) | lumin. efficacy (lm/w) |
|-----------------------------|--------------------|-------------------|------------------------|
| 3000°K warm-white | | | |
| mid-power led | 110° | 3.900 | 92.86 |
| 4000°K neutral-white | | | |
| mid-power led | 110° | 3.940 | 93.80 |

Finish color options:

| | | | | | |
|--|---------------------------|--|-----------------------------|--|----------------------------|
| | Textured Grey RAL 9006 | | Anthracite Grey RAL 7016 | | Matt Black (on request) |
|--|---------------------------|--|-----------------------------|--|----------------------------|

Technical features



Technical data

| | |
|--------------|--|
| Wattage | 42 WATT |
| IP Rating | IP66 |
| IK Rating | IK09 |
| Material | High corrosion resistance die-cast copper-free aluminum body |
| Coating | Polyester powder coating with phosphochromating pre-finish |
| Light source | 120 x mid-power SAMSUNG 2835 LED |
| Screws | Stainless steel |
| Transformer | Electrical power supply 220/240V 50/60Hz built-in |
| Gasket | Silicone rubber |
| Glass | Tempered |
| Cable gland | M16 rubber grommet |
| Power cable | 1 mt. power cable included |
| Gross weight | 3,50 Kg |





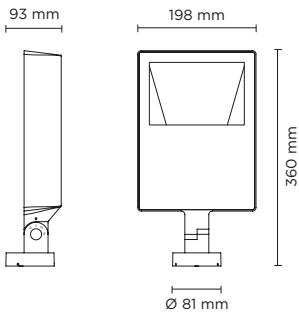




101508

ZEUS MAXI ASYMM

Floodlight for outdoor installation on a façade/wall, with 355° swivel base and allowing horizontal adjustment of +90° / -40°. Phospho-chromatised and polyester powder coated die-cast copper-free aluminium base and head, tempered safety glass, moulded silicone gaskets and o-rings, with screws in stainless steel. Asymmetrical wide light distribution. Swivel joint with graduated scale and mechanical aiming lock. Built-in LED driver, with 120 x mid-power SAMSUNG 2835 LED. IP66 rating.



| light source* | light beam options | lumen output (lm) | lumin. efficacy (lm/w) |
|-----------------------------|--------------------|-------------------|------------------------|
| 3000°K warm-white | | | |
| mid-power led | 110°x70° | 2.995 | 71.31 |
| 4000°K neutral-white | | | |
| mid-power led | 110°x70° | 3.010 | 71.67 |

| | | |
|------------------------------|-----------------------------|----------------------------|
| Finish color options: | | |
| Textured Grey RAL 9006 | Anthracite Grey RAL 7016 | Matt Black (on request) |

Technical features

IP66

IK09


CE

5 YEARS

DALI

NEW

| | |
|-----------------------|--|
| Technical data | |
| Wattage | 42 WATT |
| IP Rating | IP66 |
| IK Rating | IK09 |
| Material | High corrosion resistance die-cast copper-free aluminum body |
| Coating | Polyester powder coating with phosphochromating pre-finish |
| Light source | 120 x mid-power SAMSUNG 2835 LED |
| Screws | Stainless steel |
| Transformer | Electrical power supply 220/240V 50/60Hz built-in |
| Gasket | Silicone rubber |
| Glass | Tempered |
| Cable gland | M16 rubber grommet |
| Power cable | 1 mt. power cable included |
| Gross weight | 3,50 Kg |

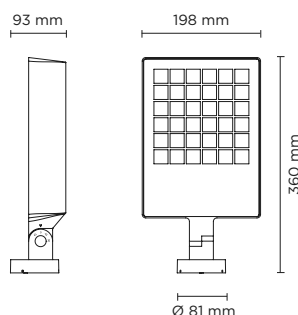




101504

ZEUS MEGA

Floodlight for outdoor installation on a façade/ wall, with 355° swivel base and allowing horizontal adjustment of +90° / -40°. Phospho-chromatised and polyester powder coated die-cast copper-free aluminium base and head, tempered safety glass, moulded silicone gaskets and o-rings, with screws in stainless steel. Swivel joint with graduated scale and mechanical aiming lock. Built-in LED driver, with 36 CREE "XP-G2" LED. IP66 rating.



| light source* | light beam options | lumen output (lm) | lumin. efficacy (lm/w) |
|-----------------------------|--------------------|-------------------|------------------------|
| 3000°K warm-white | | | |
| high-power led | 15° | 5.376 | 96.00 |
| high-power led | 35° | 5.216 | 93.13 |
| high-power led | 55° | 4.970 | 88.75 |
| 4000°K neutral-white | | | |
| high-power led | 15° | 5.516 | 98.50 |
| high-power led | 35° | 5.355 | 95.63 |
| high-power led | 55° | 5.110 | 91.25 |

Finish color options:



Technical features



Technical data

| | |
|--------------|--|
| Wattage | 56 WATT |
| IP Rating | IP66 |
| IK Rating | IK09 |
| Material | High corrosion resistance die-cast copper-free aluminum body |
| Coating | Polyester powder coating with phosphochromating pre-finish |
| Light source | 36 CREE "XP-G2" LED |
| Screws | Stainless steel |
| Transformer | Electrical power supply 220/240V 50/60Hz built-in |
| Gasket | Silicone rubber |
| Glass | Tempered |
| Cable gland | M16 rubber grommet |
| Power cable | 1 mt. power cable included |
| Gross weight | 3,50 Kg |



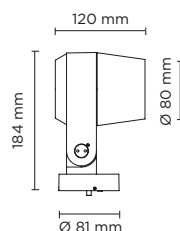


101401

RING MINI

Designed by
NAVA + AROSIO

Floodlight for outdoor installation on a façade/wall, with 355° swivel base and allowing horizontal adjustment of +90° / -40°. Phospho-chromatised and polyester powder coated die-cast copper-free aluminium base and head, tempered safety glass, moulded silicone gaskets and o-rings, with screws in stainless steel. Swivel joint with graduated scale and mechanical aiming lock. Built-in LED driver, with 1 COB CREE "CXB 1310" LED. IP66 rating.



| light source | light beam options | lumen output (lm) | lumin. efficacy (lm/w) |
|-----------------------------|--------------------|-------------------|------------------------|
| 3000°K warm-white | | | |
| cob led | 14° | 1.100 | 110 |
| cob led | 35° | 1.060 | 106 |
| cob led | 55° | 1.000 | 100 |
| 4000°K neutral-white | | | |
| cob led | 14° | 1.200 | 120 |
| cob led | 35° | 1.140 | 114 |
| cob led | 55° | 1.083 | 108 |

Finish color options:

Textured Grey
RAL 9006

Anthracite Grey
RAL 7016

Matt Black
(on request)

Technical features

IP66

IK10

CE

5
YEARS

⏏

Technical data

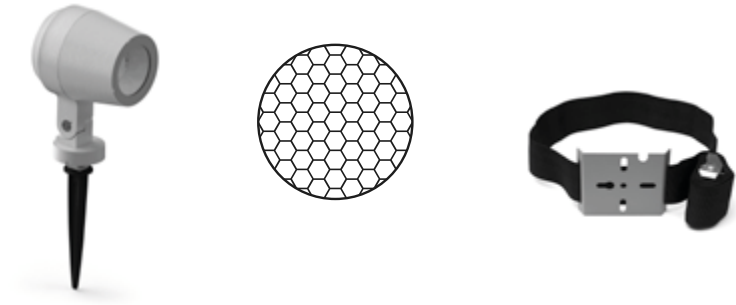
| | |
|--------------|--|
| Wattage | 10 WATT |
| IP Rating | IP66 |
| IK Rating | 10 |
| Material | High corrosion resistance die-cast copper-free aluminum body |
| Coating | Polyester powder coating with phosphochromating pre-finish |
| Light source | NR. 1 COB CREE "CXB 1310" LED |
| Screws | Stainless steel |
| Transformer | Electronic power supply 220/240V 50/60Hz built-in |
| Gasket | Silicone rubber |
| Glass | Tempered |
| Cable gland | M16 rubber grommet |
| Power cable | 1 mt. power cable included |
| Gross weight | 1,50 Kg |

OTHER VIEW



OPTIONAL

- AC044
SPIKE
- AC048
HONEYCOMB LOUVER
- AC038
TREE STRAP
FOR RING SERIES


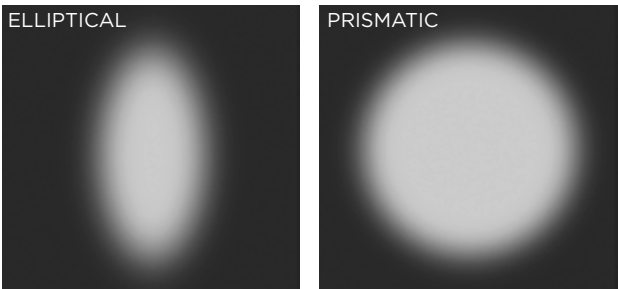


OPTIONAL

LUMINAIRE SUITABLE FOR POLE MOUNTING
IN SINGLE OR MULTIPLE COMBINATIONS

OPTIONAL LIGHT DISTRIBUTIONS

These optional light distributions are obtained with special glass diffusers, product must be ordered as per light distribution requirement and these optics are not interchangeable



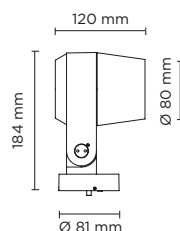


101404

RING MINI HP

Designed by
NAVA + AROSIO

Floodlight for outdoor installation on a façade/wall, with 355° swivel base and allowing horizontal adjustment of +90° / -40°. Phospho-chromatised and polyester powder coated die-cast copper-free aluminium base and head, tempered safety glass, moulded silicone gaskets and o-rings, with screws in stainless steel. Swivel joint with graduated scale and mechanical aiming lock. Built-in LED driver, with 1 x CREE "XHP35" LED. IP66 rating.



| light source | light beam options | lumen output (lm) | lumin. efficacy (lm/w) |
|-----------------------------|--------------------|-------------------|------------------------|
| 3000°K warm-white | | | |
| cob led | 4° | 690 | 86.25 |
| cob led | 10° | 662 | 82.75 |
| cob led | 28° | 642 | 80.25 |
| 4000°K neutral-white | | | |
| cob led | 4° | 703 | 87.88 |
| cob led | 10° | 676 | 84.50 |
| cob led | 28° | 656 | 82.00 |

Finish color options:

Textured Grey
RAL 9006

Anthracite Grey
RAL 7016

Matt Black
(on request)

Technical features

IP66

IK10

CE

5
YEARS

⚡

NEW

Technical data

| | |
|--------------|--|
| Wattage | 8 WATT |
| IP Rating | IP66 |
| IK Rating | 10 |
| Material | High corrosion resistance die-cast copper-free aluminum body |
| Coating | Polyester powder coating with phosphochromating pre-finish |
| Light source | 1 x CREE "XHP35" LED |
| Screws | Stainless steel |
| Transformer | Electronic power supply 220/240V 50/60Hz built-in |
| Gasket | Silicone rubber |
| Glass | Tempered |
| Power cable | 1 mt. power cable included |
| Gross weight | 1,50 Kg |

OTHER VIEW

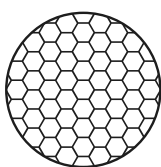


OPTIONAL

AC044
SPIKE



AC048
HONEYCOMB LOUVER



AC038
TREE STRAP
FOR RING SERIES




OPTIONAL LIGHT DISTRIBUTIONS

These optional light distributions are obtained with special glass diffusers, product must be ordered as per light distribution requirement and these optics are not interchangeable

ELLIPTICAL





PRISMATIC



OPTIONAL

LUMINAIRE SUITABLE FOR POLE MOUNTING
IN SINGLE OR MULTIPLE COMBINATIONS



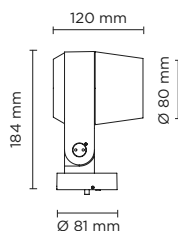


101404RGBW

RING MINI DMX RGBW

Designed by
NAVA + AROSIO

Floodlight for outdoor installation on a façade/wall, with 355° swivel base and allowing horizontal adjustment of +90° / -40°. Phospho-chromatised and polyester powder coated die-cast copper-free aluminium base and head, tempered safety glass, moulded silicone gaskets and o-rings, with screws in stainless steel. Swivel joint with graduated scale and mechanical aiming lock. Remote 24V DC power supply needed, DMX driver integrated; with 1 x CREE "XML" RGBW LED. IP66 rating.



| light source | light beam options | lumen output (lm) | lumin. efficacy (lm/w) |
|----------------|--------------------|-------------------|------------------------|
| RGBW | | | |
| high-power led | 12° | 160 | 35.55 |
| high-power led | 25° | 152 | 33.78 |
| high-power led | 35° | 145 | 32.23 |

Finish color options:

Textured Grey RAL 9006
 Anthracite Grey RAL 7016
 Matt Black (on request)

remote driver selection


| brand | manufacturer code | type | watt | IP rate | numbers of fixtures |
|----------|-------------------|-------------------------|------|---------|---------------------|
| Meanwell | LPV-20-24 | constant voltage 24V DC | 20W | IP67 | min 1 - max 3 |
| Meanwell | LPV-35-24 | constant voltage 24V DC | 35W | IP67 | min 1 - max 6 |

DMX ACCESSORIES

CONTROLLERS, SPLITTERS, ETC...

To be defined together with puk technical department, according to project specifications and after providing installation details.

Technical features



NEW

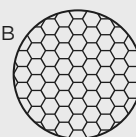
Technical data

| | |
|---------------|--|
| Wattage | 4.5 WATT |
| IP Rating | IP66 |
| IK Rating | 10 |
| Material | High corrosion resistance die-cast copper-free aluminum body |
| Coating | Polyester powder coating with phosphochromating pre-finish |
| Light source | 1 x CREE "XML" COLOR RGBW LED |
| Screws | Stainless steel |
| DMX | DMX interface integrated |
| Remote driver | Constant voltage 24V DC remote driver needed |
| Gasket | Silicone rubber |
| Glass | Tempered |
| Power cable | 1 mt. power cable included |
| DMX cable | DMX in & DMX out cables included |
| Gross weight | 1,50 Kg |

AC044
SPIKE




AC048
HONEYCOMB
LOUVER



AC038
TREE STRAP
FOR RING SERIES





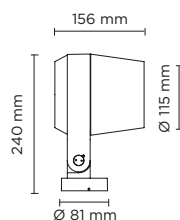


101402

RING MEDIUM

Designed by
NAVA + AROSIO

Floodlight for outdoor installation on a façade/wall, with 355° swivel base and allowing horizontal adjustment of +90° / -40°. Phospho-chromatised and polyester powder coated die-cast copper-free aluminium base and head, tempered safety glass, moulded silicone gaskets and o-rings, with screws in stainless steel. Swivel joint with graduated scale and mechanical aiming lock. Built-in LED driver, with 1 COB CREE "CXB 1512" LED. IP66 rating.



| light source | light beam options | lumen output (lm) | lumin. efficacy (lm/w) |
|-----------------------------|--------------------|-------------------|------------------------|
| 3000°K warm-white | | | |
| cob led | 14° | 1.900 | 118.75 |
| cob led | 35° | 1.813 | 113.31 |
| cob led | 55° | 1.722 | 107.62 |
| 4000°K neutral-white | | | |
| cob led | 14° | 2.000 | 125.00 |
| cob led | 35° | 1.900 | 118.75 |
| cob led | 55° | 1.805 | 112.81 |

Finish color options:

Textured Grey
RAL 9006

Anthracite Grey
RAL 7016

Matt Black
(on request)

Technical features



Technical data

| | |
|--------------|--|
| Wattage | 16 WATT |
| IP Rating | IP66 |
| IK Rating | IK10 |
| Material | High corrosion resistance die-cast copper-free aluminum body |
| Coating | Polyester powder coating with phosphochromating pre-finish |
| Light source | NR. 1 COB CREE "CXB 1512" LED |
| Screws | Stainless steel |
| Transformer | Electronic power supply 220/240V 50/60Hz built-in |
| Gasket | Silicone rubber |
| Glass | Tempered |
| Cable gland | M16 rubber grommet |
| Power cable | 1 mt. power cable included |
| Gross weight | 2,50 Kg |

OTHER VIEW

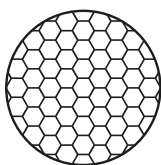


OPTIONAL

AC044
SPIKE



AC048
HONEYCOMB LOUVER



AC038
TREE STRAP
FOR RING SERIES




OPTIONAL LIGHT DISTRIBUTIONS

These optional light distributions are obtained with special glass diffusers, product must be ordered as per light distribution requirement and these optics are not interchangeable

ELLIPTICAL




PRISMATIC



OPTIONAL

LUMINAIRE SUITABLE FOR POLE MOUNTING
IN SINGLE OR MULTIPLE COMBINATIONS



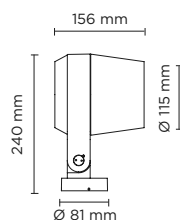


101405

RING MEDIUM HP

Designed by
NAVA + AROSIO

Floodlight for outdoor installation on a façade/wall, with 355° swivel base and allowing horizontal adjustment of +90° / -40°. Phospho-chromatised and polyester powder coated die-cast copper-free aluminium base and head, tempered safety glass, moulded silicone gaskets and o-rings, with screws in stainless steel. Swivel joint with graduated scale and mechanical aiming lock. Built-in LED driver, with 3 x CREE "XHP35" LED. IP66 rating.



| light source | light beam options | lumen output (lm) | lumin. efficacy (lm/w) |
|-----------------------------|--------------------|-------------------|------------------------|
| 3000°K warm-white | | | |
| cob led | 4° | 2.050 | 102.50 |
| cob led | 10° | 2.000 | 100.00 |
| cob led | 28° | 1.950 | 97.50 |
| 4000°K neutral-white | | | |
| cob led | 4° | 2.100 | 105.00 |
| cob led | 10° | 2.050 | 102.50 |
| cob led | 28° | 2.000 | 100.00 |

Finish color options:

Textured Grey
RAL 9006

Anthracite Grey
RAL 7016

Matt Black
(on request)

Technical features

IP66

IK10

CE

5
YEARS

⚡

NEW

Technical data

| | |
|--------------|--|
| Wattage | 20 WATT |
| IP Rating | IP66 |
| IK Rating | 10 |
| Material | High corrosion resistance die-cast copper-free aluminum body |
| Coating | Polyester powder coating with phosphochromating pre-finish |
| Light source | 3 x CREE "XHP35" LED |
| Screws | Stainless steel |
| Transformer | Electronic power supply 220/240V 50/60Hz built-in |
| Gasket | Silicone rubber |
| Glass | Tempered |
| Power cable | 1 mt. power cable included |
| Gross weight | 2,50 Kg |

OTHER VIEW

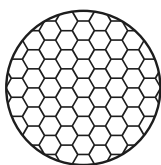


OPTIONAL

AC044
SPIKE



AC049
HONEYCOMB LOUVER



AC038
TREE STRAP
FOR RING SERIES



OPTIONAL

LUMINAIRE SUITABLE FOR POLE MOUNTING
IN SINGLE OR MULTIPLE COMBINATIONS




OPTIONAL LIGHT DISTRIBUTIONS

These optional light distributions are obtained with special glass diffusers, product must be ordered as per light distribution requirement and these optics are not interchangeable

ELLIPTICAL



PRISMATIC



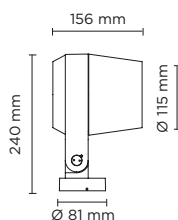


101405RGBW

RING MEDIUM DMX RGBW

Designed by
NAVA + AROSIO

Floodlight for outdoor installation on a façade/wall, with 355° swivel base and allowing horizontal adjustment of +90° / -40°. Phospho-chromatised and polyester powder coated die-cast copper-free aluminium base and head, tempered safety glass, moulded silicone gaskets and o-rings, with screws in stainless steel. Swivel joint with graduated scale and mechanical aiming lock. Built-in LED driver, DMX driver integrated; with 3 x CREE "XML" RGBW LED. IP66 rating.



| light source | light beam options | lumen output (lm) | lumin. efficacy (lm/w) |
|----------------|--------------------|-------------------|------------------------|
| RGBW | | | |
| high-power led | 12° | 480 | 34.28 |
| high-power led | 25° | 468 | 33.43 |
| high-power led | 35° | 457 | 32.65 |

Finish color options:

- Textured Grey RAL 9006
Anthracite Grey RAL 7016
Matt Black (on request)

Technical features



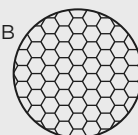
Technical data

| | |
|--------------|--|
| Wattage | 14 WATT |
| IP Rating | IP66 |
| IK Rating | 10 |
| Material | High corrosion resistance die-cast copper-free aluminum body |
| Coating | Polyester powder coating with phosphochromating pre-finish |
| Light source | 3 x CREE "XML" COLOR RGBW LED |
| Screws | Stainless steel |
| DMX | DMX interface integrated |
| Transformer | Electrical power supply 220/240V 50/60Hz built-in |
| Gasket | Silicone rubber |
| Glass | Tempered |
| Power cable | 1 mt. power cable included |
| DMX cable | DMX in & DMX out cables included |
| Gross weight | 2,50 Kg |

AC044
SPIKE



AC049
HONEYCOMB
LOUVER



AC038
TREE STRAP
FOR RING SERIES



DMX ACCESSORIES

CONTROLLERS, SPLITTERS, ETC...

To be defined together with puk technical department, according to project specifications and after providing installation details.



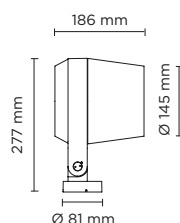


101403

RING MAXI

Designed by
NAVA + AROSIO

Floodlight for outdoor installation on a façade/wall, with 355° swivel base and allowing horizontal adjustment of +90° / -40°. Phospho-chromatised and polyester powder coated die-cast copper-free aluminium base and head, tempered safety glass, moulded silicone gaskets and o-rings, with screws in stainless steel. Swivel joint with graduated scale and mechanical aiming lock. Built-in LED driver, with 1 COB CREE "CXB 2540" LED. IP66 rating.



| light source | light beam options | lumen output (lm) | lumin. efficacy (lm/w) |
|-----------------------------|--------------------|-------------------|------------------------|
| 3000°K warm-white | | | |
| cob led | 14° | 4.950 | 117.85 |
| cob led | 35° | 4.752 | 113.14 |
| cob led | 55° | 4.560 | 108.57 |
| 4000°K neutral-white | | | |
| cob led | 14° | 5.265 | 125.36 |
| cob led | 35° | 5.000 | 119.05 |
| cob led | 55° | 4.770 | 113.57 |

Finish color options:

Textured Grey
RAL 9006

Anthracite Grey
RAL 7016

Matt Black
(on request)

Technical features



Technical data

| | |
|--------------|--|
| Wattage | 42 WATT |
| IP Rating | IP66 |
| IK Rating | IK10 |
| Material | High corrosion resistance die-cast copper-free aluminum body |
| Coating | Polyester powder coating with phosphochromating pre-finish |
| Light source | 1 COB CREE "CXB 2540" LED |
| Screws | Stainless steel |
| Transformer | Electronic power supply 220/240V 50/60Hz built-in |
| Gasket | Silicone rubber |
| Glass | Tempered |
| Cable gland | M16 rubber grommet |
| Power cable | 1 mt. power cable included |
| Gross weight | 4,00 Kg |

OTHER VIEW

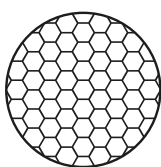


OPTIONAL

AC044
SPIKE



AC050
HONEYCOMB LOUVER



AC038
TREE STRAP
FOR RING SERIES



OPTIONAL

LUMINAIRE SUITABLE FOR POLE MOUNTING
IN SINGLE OR MULTIPLE COMBINATIONS


OPTIONAL LIGHT DISTRIBUTIONS

These optional light distributions are obtained with special glass diffusers, product must be ordered as per light distribution requirement and these optics are not interchangeable

ELLIPTICAL



PRISMATIC



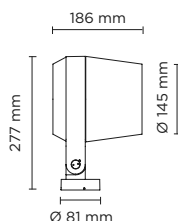


101406

RING MAXI HP

Designed by
NAVA + AROSIO

Floodlight for outdoor installation on a façade/wall, with 355° swivel base and allowing horizontal adjustment of +90° / -40°. Phospho-chromatised and polyester powder coated die-cast copper-free aluminium base and head, tempered safety glass, moulded silicone gaskets and o-rings, with screws in stainless steel. Swivel joint with graduated scale and mechanical aiming lock. Built-in LED driver, with 6 x CREE "XHP35" LED. IP66 rating.




| light source | light beam options | lumen output (lm) | lumin. efficacy (lm/w) |
|-----------------------------|--------------------|-------------------|------------------------|
| 3000°K warm-white | | | |
| cob led | 4° | 4.300 | 113.15 |
| cob led | 10° | 4.260 | 112.10 |
| cob led | 28° | 4.210 | 110.79 |
| 4000°K neutral-white | | | |
| cob led | 4° | 4.400 | 115.79 |
| cob led | 10° | 4.360 | 114.74 |
| cob led | 28° | 4.310 | 113.42 |

Finish color options:



Technical features



Technical data

| | |
|--------------|--|
| Wattage | 38 WATT |
| IP Rating | IP66 |
| IK Rating | 10 |
| Material | High corrosion resistance die-cast copper-free aluminum body |
| Coating | Polyester powder coating with phosphochromating pre-finish |
| Light source | 6 x CREE "XHP35" LED |
| Screws | Stainless steel |
| Transformer | Electronic power supply 220/240V 50/60Hz built-in |
| Gasket | Silicone rubber |
| Glass | Tempered |
| Power cable | 1 mt. power cable included |
| Gross weight | 4,00 Kg |

OTHER VIEW

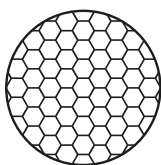


OPTIONAL

AC044
SPIKE



AC050
HONEYCOMB LOUVER



AC038
TREE STRAP
FOR RING SERIES




OPTIONAL LIGHT DISTRIBUTIONS

These optional light distributions are obtained with special glass diffusers, product must be ordered as per light distribution requirement and these optics are not interchangeable

ELLIPTICAL





PRISMATIC



OPTIONAL

LUMINAIRE SUITABLE FOR POLE MOUNTING
IN SINGLE OR MULTIPLE COMBINATIONS



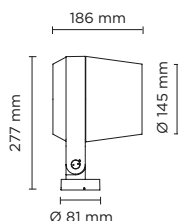


101406RGBW

RING MAXI DMX RGBW

Designed by
NAVA + AROSIO

Floodlight for outdoor installation on a façade/wall, with 355° swivel base and allowing horizontal adjustment of +90° / -40°. Phospho-chromatised and polyester powder coated die-cast copper-free aluminium base and head, tempered safety glass, moulded silicone gaskets and o-rings, with screws in stainless steel. Swivel joint with graduated scale and mechanical aiming lock. Built-in LED driver, DMX driver integrated; with 6 x CREE "XML" RGBW LED. IP66 rating.



| light source | light beam options | lumen output (lm) | lumin. efficacy (lm/w) |
|----------------|--------------------|-------------------|------------------------|
| RGBW | | | |
| high-power led | 12° | 1.000 | 35.71 |
| high-power led | 25° | 992 | 35.43 |
| high-power led | 35° | 981 | 35.04 |

Finish color options:

| | | |
|--|---|--|
|  Textured Grey RAL 9006 |  Anthracite Grey RAL 7016 |  Matt Black (on request) |
|--|---|--|

Technical features



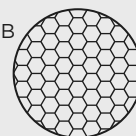
Technical data

| | |
|--------------|--|
| Wattage | 28 WATT |
| IP Rating | IP66 |
| IK Rating | 10 |
| Material | High corrosion resistance die-cast copper-free aluminum body |
| Coating | Polyester powder coating with phosphochromating pre-finish |
| Light source | 6 x CREE "XML" COLOR RGBW LED |
| Screws | Stainless steel |
| DMX | DMX interface integrated |
| Transformer | Electrical power supply 220/240V 50/60Hz built-in |
| Gasket | Silicone rubber |
| Glass | Tempered |
| Power cable | 1 mt. power cable included |
| DMX cable | DMX in & DMX out cables included |
| Gross weight | 4,00 Kg |

ACO44
SPIKE



ACO50
HONEYCOMB
LOUVER



ACO38
TREE STRAP
FOR RING SERIES



DMX ACCESSORIES

CONTROLLERS, SPLITTERS, ETC...

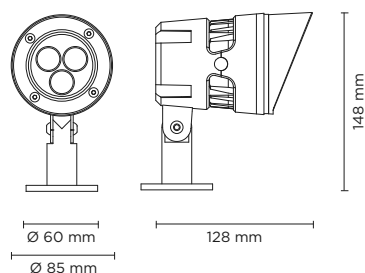
To be defined together with puk technical department, according to project specifications and after providing installation details.



106001

SKY MINI

Projector for outdoor installation on a façade/wall. Phospho-chromatised and polyester powder coated die-cast copper-free aluminium body, base and anti-glare visor, tempered safety glass, moulded silicone gasket and stainless steel screws. Built-in LED driver 220-240V 50-60Hz, with 3 CREE XP-E LED. IP66 rating.



Technical features

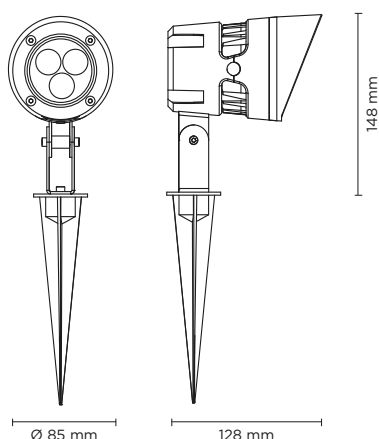



Technical data

| | |
|--------------|--|
| Wattage | 6 WATT |
| IP Rating | IP66 |
| IK Rating | IK08 |
| Material | High corrosion resistance die-cast copper-free aluminum body |
| Coating | Polyester powder coating with phosphocromating pre-finish |
| Light source | NR. 3 x 2W CREE "XP-E" LED |
| Screws | Stainless steel |
| Transformer | Electronic power supply 220/240V 50/60Hz built-in |
| Gasket | Silicone rubber |
| Glass | Tempered |
| Anti-glare | Visor |
| Power cable | 1 mt. neoprene power cable included |
| Gross weight | 1,50 Kg |

106002


SKY MINI SPIKE



| light source | light beam options | lumen output (lm) | lumin. efficacy (lm/w) |
|--------------------------|---|-------------------|------------------------|
| 3000°K warm-white | | | |
| high-power led |  30° | 350 | 58.33 |

Finish color options:

 Textured Grey RAL 9006

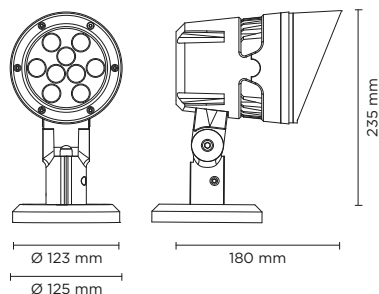


AC038
TREE STRAP

106003

SKY MEDIUM

Projector for outdoor installation on a façade/wall. Phospho-chromatised and polyester powder coated die-cast copper-free aluminium body, base and anti-glare visor, tempered safety glass, moulded silicone gasket and stainless steel screws. Built-in LED driver 220-240V 50-60Hz, with 9 CREE XP-E LED. IP66 rating.



Technical features

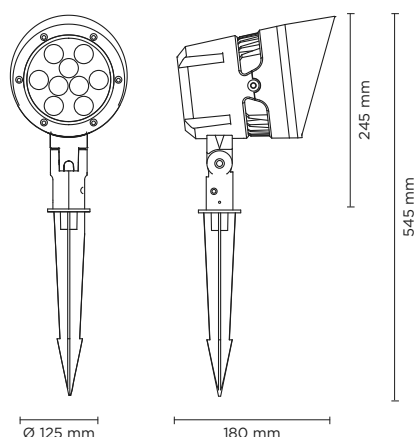



Technical data

| | |
|--------------|--|
| Wattage | 11 WATT |
| IP Rating | IP66 |
| IK Rating | IK08 |
| Material | High corrosion resistance die-cast copper-free aluminum body |
| Coating | Polyester powder coating with phosphocromating pre-finish |
| Light source | NR. 9 CREE "XP-E" LED |
| Screws | Stainless steel |
| Transformer | Electronic power supply 220/240V 50/60Hz built-in |
| Gasket | Silicone rubber |
| Glass | Tempered |
| Anti-glare | Visor |
| Power cable | 1 mt. neoprene power cable included |
| Gross weight | 2,20 Kg |


106004

SKY MEDIUM SPIKE



| light source | light beam options | lumen output (lm) | lumin. efficacy (lm/w) |
|--------------------------|---|-------------------|------------------------|
| 3000°K warm-white | | | |
| high-power led |  30° | 1.000 | 90.91 |

Finish color options:

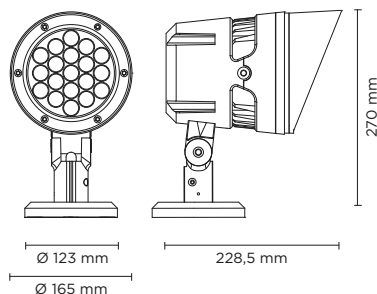


AC038
TREE STRAP

106005

SKY MAXI

Projector for outdoor installation on a façade/wall. Phospho-chromatised and polyester powder coated die-cast copper-free aluminium body, base and anti-glare visor, tempered safety glass, moulded silicone gasket and stainless steel screws. Built-in LED driver 220-240V 50-60Hz, with 18 CREE XP-E LED. IP66 rating.



Technical features

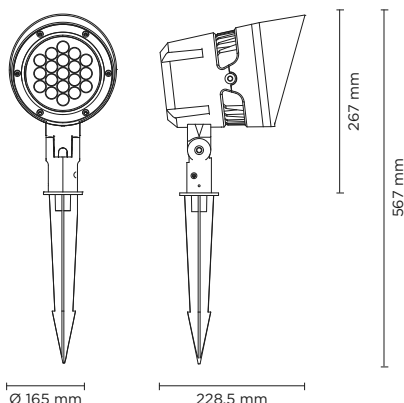



Technical data

| | |
|--------------|--|
| Wattage | 21 WATT |
| IP Rating | IP66 |
| IK Rating | IK09 |
| Material | High corrosion resistance die-cast copper-free aluminum body |
| Coating | Polyester powder coating with phosphocromating pre-finish |
| Light source | NR. 18 CREE "XP-E" LED |
| Screws | Stainless steel |
| Transformer | Electronic power supply 220/240V 50/60Hz built-in |
| Gasket | Silicone rubber |
| Glass | Tempered |
| Anti-glare | Visor |
| Power cable | 1 mt. neoprene power cable included |
| Gross weight | 3,20 Kg |


106006

SKY MAXI SPIKE



| light source | light beam options | lumen output (lm) | lumin. efficacy (lm/w) |
|--------------------------|---|-------------------|------------------------|
| 3000°K warm-white | | | |
| high-power led |  30° | 2.400 | 114.28 |

Finish color options:



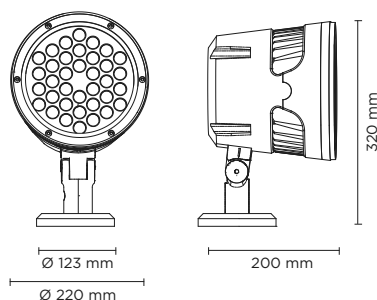
AC038
TREE STRAP




106007

SKY MEGA

Projector for outdoor installation on a façade/wall. Phospho-chromatised and polyester powder coated die-cast copper-free aluminium body and base, tempered safety glass, moulded silicone gasket and stainless steel screws. Built-in LED driver 220-240V 50-60Hz, with 36 CREE XP-E LED. IP66 rating.



| light source | light beam options | lumen output (lm) | lumin. efficacy (lm/w) |
|--------------------------|---|-------------------|------------------------|
| 3000°K warm-white | | | |
| high-power led |  30° | 5.000 | 83.34 |

Finish color options:

 Textured Grey
RAL 9006

Technical features



Technical data

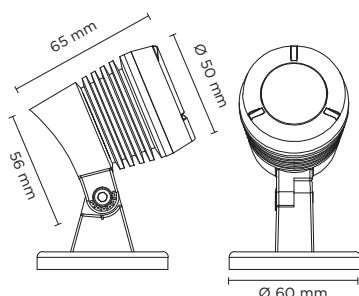
| | |
|--------------|--|
| Wattage | 60 WATT |
| IP Rating | IP66 |
| IK Rating | IK09 |
| Material | High corrosion resistance die-cast copper-free aluminum body |
| Coating | Polyester powder coating with phosphochromating pre-finish |
| Light source | NR. 36 CREE "XP-E" LED |
| Screws | Stainless steel |
| Transformer | Electronic power supply 220/240V 50/60Hz built-in |
| Gasket | Silicone rubber |
| Glass | Tempered |
| Power cable | 1 mt. neoprene power cable included |
| Gross weight | 5,20 Kg |



AC-023
FLANGE FOR POLE
MOUNTING
(pole diameter 120 mm)

107001

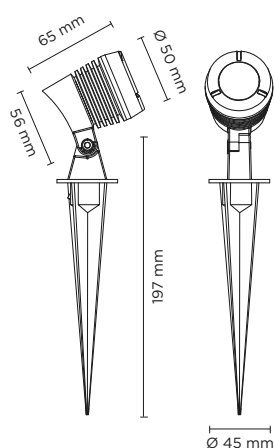
JET MICRO





107002

JET MICRO SPIKE

Spike projector for outdoor installation through earth spike. Phospho-chromatised and polyester powder coated die-cast copper-free aluminium body, tempered safety glass, moulded silicone gasket and stainless steel screws. Built-in LED driver 220-240V 50-60Hz, with 1 CREE XB-D LED. IP66 rating.



| light source | light beam options | lumen output (lm) | lumin. efficacy (lm/w) |
|-----------------------------|---|-------------------|------------------------|
| 3000°K warm-white | | | |
| high-power led |  30° | 139 | 69.50 |
| 4000°K neutral-white | | | |
| high-power led |  30° | 146 | 73 |

Finish color options:

 Textured Grey
RAL 9006

Technical features



Technical data

| | |
|--------------|--|
| Wattage | 2 WATT |
| IP Rating | IP66 |
| IK Rating | IK08 |
| Material | High corrosion resistance die-cast copper-free aluminum body |
| Coating | Polyester powder coating with phosphochromating pre-finish |
| Light source | NR. 1 x 2W CREE "XB-D" LED |
| Screws | Stainless steel |
| Transformer | Electronic power supply 220/240V 50/60Hz built-in |
| Gasket | Silicone rubber |
| Glass | Tempered |
| Anti-glare | Visor |
| Power cable | 1 mt. neoprene power cable included |
| Gross weight | 0,60 Kg |
| Spike | Anticorrosion plastic material |

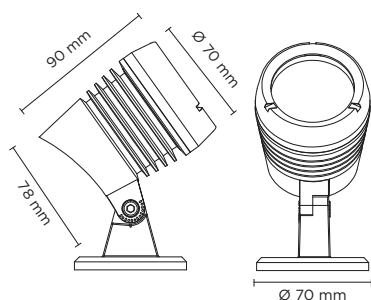
AC038
TREE STRAP





107003

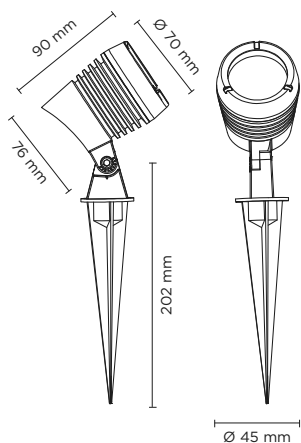
JET MINI





107004

JET MINI SPIKE

Spike projector for outdoor installation through earth spike. Phospho-chromatised and polyester powder coated die-cast copper-free aluminium body, tempered safety glass, moulded silicone gasket and stainless steel screws. Built-in LED driver 220-240V 50-60Hz, with 1 CREE CXA 1304 COB LED. IP66 rating.



| light source | light beam options | lumen output (lm) | lumin. efficacy (lm/w) |
|-----------------------------|---|-------------------|------------------------|
| 3000°K warm-white | | | |
| cob led |  30° | 492 | 82.00 |
| 4000°K neutral-white | | | |
| cob led |  30° | 517 | 86.16 |

Finish color options:

 Textured Grey
RAL 9006

Technical features



Technical data

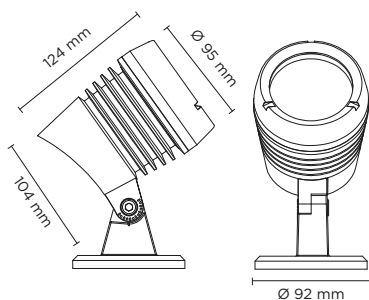
| | |
|--------------|--|
| Wattage | 6 WATT |
| IP Rating | IP66 |
| IK Rating | IK08 |
| Material | High corrosion resistance die-cast copper-free aluminum body |
| Coating | Polyester powder coating with phosphochromating pre-finish |
| Light source | NR. 1 x 6W COB CREE "CXA 1304" LED |
| Screws | Stainless steel |
| Transformer | Electronic power supply 220/240V 50/60Hz built-in |
| Gasket | Silicone rubber |
| Glass | Tempered |
| Anti-glare | Visor |
| Power cable | 1 mt. neoprene power cable included |
| Gross weight | 0,70 Kg |
| Spike | Anticorrosion plastic material |

AC038
TREE STRAP



107005

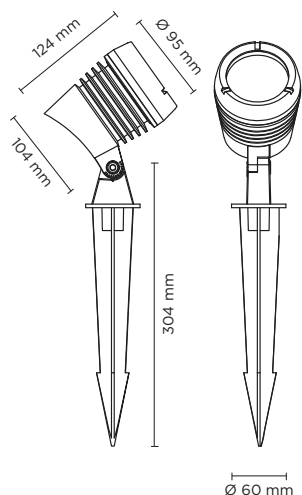
JET MEDIUM





107006

JET MEDIUM SPIKE

Spike projector for outdoor installation through earth spike. Phospho-chromatised and polyester powder coated die-cast copper-free aluminium body, tempered safety glass, moulded silicone gasket and stainless steel screws. Built-in LED driver 220-240V 50-60Hz, with 1 CREE CXA 1507 COB LED. IP66 rating.



| light source | light beam options | lumen output (lm) | lumin. efficacy (lm/w) |
|-----------------------------|---|-------------------|------------------------|
| 3000°K warm-white | | | |
| cob led |  30° | 898 | 74.90 |
| 4000°K neutral-white | | | |
| cob led |  30° | 943 | 78.58 |

Finish color options:

 Textured Grey
RAL 9006

Technical features



Technical data

| | |
|--------------|--|
| Wattage | 12 WATT |
| IP Rating | IP66 |
| IK Rating | IK08 |
| Material | High corrosion resistance die-cast copper-free aluminum body |
| Coating | Polyester powder coating with phosphochromating pre-finish |
| Light source | NR. 1 x 12W COB CREE "CXA 1507" LED |
| Screws | Stainless steel |
| Transformer | Electronic power supply 220/240V 50/60Hz built-in |
| Gasket | Silicone rubber |
| Glass | Tempered |
| Anti-glare | Visor |
| Power cable | 1 mt. neoprene power cable included |
| Gross weight | 1,40 Kg |
| Spike | Anticorrosion plastic material |

AC038
TREE STRAP





101801-02-03-04

BEAMER

Projector for outdoor installation. phospho-chromatised and polyester powder coated die-cast copper-free aluminium body, tempered safety glass, moulded silicone gasket and stainless steel screws. With 18 to 60 OSRAM LED, available as 24V (remote power supply needed) or 220-240V (built-in power supply). IP66 rating.



Technical features

IP 66

IK 08

CE

5 YEARS

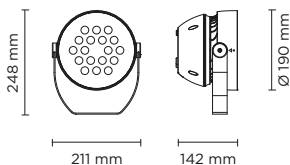
NEW

Technical data


| | |
|--------------|--|
| IP Rating | IP66 |
| IK Rating | 08 |
| Material | High corrosion resistance die-cast copper-free aluminum body |
| Coating | Polyester powder coating with phosphochromating pre-finish |
| Light source | OSRAM OSOLON SSL 80 LED |
| Screws | Stainless steel |
| Transformer | Built-in or remote, as per customer preference |
| Gasket | Silicone rubber |
| Glass | Tempered |
| Power cable | 1 mt. power cable included |



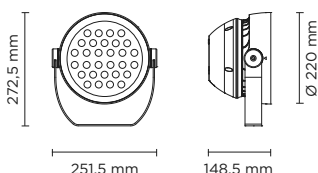
| 101801 | | BEAMER-18 |
|-----------------------------|--|-------------------|
| light source | light beam options | lumen output (lm) |
| 3000°K warm-white | | |
| high-power led | 8° / 15° / 30° / 45° / 60° / 15x60° / 20x40° | 2.702 |
| 4000°K neutral-white | | |
| high-power led | 8° / 15° / 30° / 45° / 60° / 15x60° / 20x40° | 2.758 |



| Technical data | |
|----------------|------------------|
| Wattage | 36 WATT |
| Light source | NR. 18 OSRAM LED |
| Gross weight | 2,60 Kg |



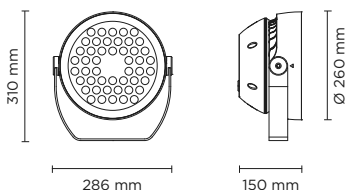
| 101802 | | BEAMER-30 |
|-----------------------------|--|-------------------|
| light source | light beam options | lumen output (lm) |
| 3000°K warm-white | | |
| high-power led | 8° / 15° / 30° / 45° / 60° / 15x60° / 20x40° | 4.887 |
| 4000°K neutral-white | | |
| high-power led | 8° / 15° / 30° / 45° / 60° / 15x60° / 20x40° | 4.986 |



| Technical data | |
|----------------|------------------|
| Wattage | 60 WATT |
| Light source | NR. 30 OSRAM LED |
| Gross weight | 5,20 Kg |



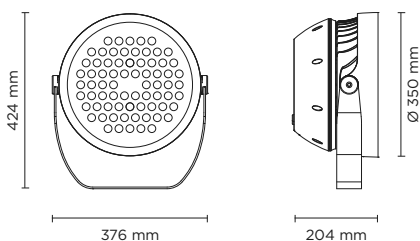
| 101803 | | BEAMER-48 |
|-----------------------------|--|-------------------|
| light source | light beam options | lumen output (lm) |
| 3000°K warm-white | | |
| high-power led | 8° / 15° / 30° / 45° / 60° / 15x60° / 20x40° | 6.277 |
| 4000°K neutral-white | | |
| high-power led | 8° / 15° / 30° / 45° / 60° / 15x60° / 20x40° | 6.405 |




| Technical data | |
|----------------|------------------|
| Wattage | 100 WATT |
| Light source | NR. 48 OSRAM LED |
| Gross weight | 7,30 Kg |



| 101804 | | BEAMER-60 |
|-----------------------------|--|-------------------|
| light source | light beam options | lumen output (lm) |
| 3000°K warm-white | | |
| high-power led | 8° / 15° / 30° / 45° / 60° / 15x60° / 20x40° | 12.135 |
| 4000°K neutral-white | | |
| high-power led | 8° / 15° / 30° / 45° / 60° / 15x60° / 20x40° | 12.383 |



| Technical data | |
|----------------|------------------|
| Wattage | 150 WATT |
| Light source | NR. 60 OSRAM LED |
| Gross weight | 13,50 Kg |





101805-06-07-08

BEAMER RGBW / TUNABLE WHITE

Projector for outdoor installation. phospho-chromatised and polyester powder coated die-cast copper-free aluminium body, tempered safety glass, moulded silicone gasket and stainless steel screws. With 18 to 60 OSRAM RGBW LED, available as 24V (remote power supply needed) or 220-240V (built-in power supply), DMX interface. IP66 rating.



Technical features

IP 66

IK 08

CE


5 YEARS

DMX

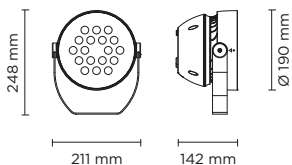
NEW

Technical data


| | |
|--------------|--|
| IP Rating | IP66 |
| IK Rating | 08 |
| Material | High corrosion resistance die-cast copper-free aluminum body |
| Coating | Polyester powder coating with phosphocromating pre-finish |
| Light source | OSRAM OSOLON SSL 80 LED |
| Screws | Stainless steel |
| Transformer | Built-in or remote, as per customer preference |
| Gasket | Silicone rubber |
| Glass | Tempered |
| Power cable | 1 mt. power cable included |



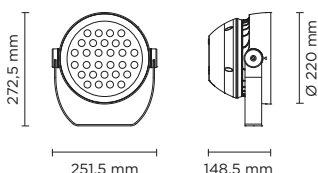
| 101805 | BEAMER-18 RGBW | |
|----------------------|--|-------------------|
| light source | light beam options | lumen output (lm) |
| RGBW | | |
| high-power led | 8° / 15° / 30° / 45° / 60° / 15x60° / 20x40° | 2.206 |
| Tunable white | | |
| high-power led | 8° / 15° / 30° / 45° / 60° / 15x60° / 20x40° | 2.758 |



| Technical data | |
|----------------|------------------|
| Wattage | 36 WATT |
| Light source | NR. 18 OSRAM LED |
| Gross weight | 2,60 Kg |



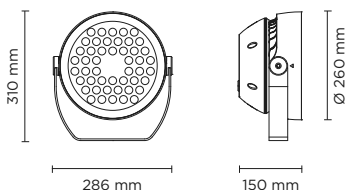
| 101806 | BEAMER-30 RGBW | |
|----------------------|--|-------------------|
| light source | light beam options | lumen output (lm) |
| RGBW | | |
| high-power led | 8° / 15° / 30° / 45° / 60° / 15x60° / 20x40° | 3.989 |
| Tunable white | | |
| high-power led | 8° / 15° / 30° / 45° / 60° / 15x60° / 20x40° | 4.986 |



| Technical data | |
|----------------|------------------|
| Wattage | 60 WATT |
| Light source | NR. 30 OSRAM LED |
| Gross weight | 5,20 Kg |



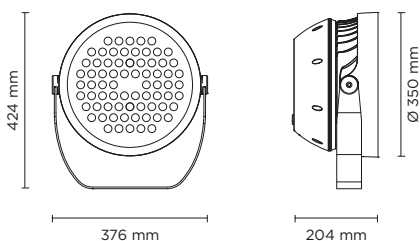
| 101807 | BEAMER-48 RGBW | |
|----------------------|--|-------------------|
| light source | light beam options | lumen output (lm) |
| RGBW | | |
| high-power led | 8° / 15° / 30° / 45° / 60° / 15x60° / 20x40° | 5.124 |
| Tunable white | | |
| high-power led | 8° / 15° / 30° / 45° / 60° / 15x60° / 20x40° | 6.405 |



| Technical data | |
|----------------|------------------|
| Wattage | 100 WATT |
| Light source | NR. 48 OSRAM LED |
| Gross weight | 7,30 Kg |



| 101808 | BEAMER-60 RGBW | |
|----------------------|--|-------------------|
| light source | light beam options | lumen output (lm) |
| RGBW | | |
| high-power led | 8° / 15° / 30° / 45° / 60° / 15x60° / 20x40° | 9.906 |
| Tunable white | | |
| high-power led | 8° / 15° / 30° / 45° / 60° / 15x60° / 20x40° | 12.383 |



| Technical data | |
|----------------|------------------|
| Wattage | 150 WATT |
| Light source | NR. 60 OSRAM LED |
| Gross weight | 13,50 Kg |

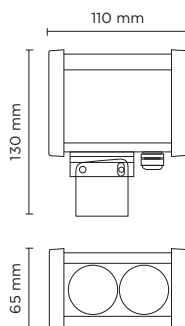





108001

LASER MICRO

Skyscraper projector for outdoor installation to wall wash a building façade. Anodized extruded aluminium body, phosphochromatised and polyester powder coated die-cast copper-free aluminium closing caps, tempered safety glass, moulded silicone gasket and stainless steel screws. 24V DC remote driver needed, with 2 CREE LED. IP66 rating.



| light source | light beam options | lumen output (lm) | lumin. efficacy (lm/w) |
|--------------------------|--|-------------------|------------------------|
| 3000°K warm-white | | | |
| high-power led |  5° | 400 | 66.67 |

Finish color options:

 Silver

remote driver selection


| brand | manufacturer code | type | watt | IP rate | numbers of fixtures |
|----------|-------------------|-------------------------|------|---------|---------------------|
| Meanwell | LPV-20-24 | constant voltage 24V DC | 20W | IP67 | min1 - max3 |
| Meanwell | LPV-35-24 | constant voltage 24V DC | 35W | IP67 | min1 - max5 |
| Meanwell | LPV-60-24 | constant voltage 24V DC | 60W | IP67 | min1 - max9 |

Technical features



Technical data

| | |
|--------------|---|
| Wattage | 6 WATT |
| IP Rating | IP66 |
| IK Rating | IK07 |
| Material | High corrosion resistance anodized extruded aluminum body, die-cast copper-free aluminum closing caps |
| Coating | Polyester powder coating with phosphochromating pre-finish |
| Light source | NR. 2 x 2W CREE LED |
| Screws | Stainless steel |
| Transformer | 24V DC |
| Gasket | Silicone rubber |
| Glass | Tempered |
| Power cable | 0,5 mt. neoprene power cable included |
| Gross weight | 0,80 Kg |



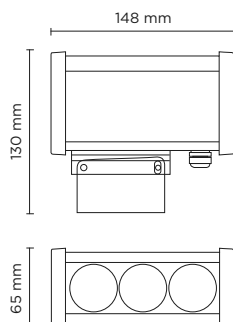





108002

LASER MINI

Skyscraper projector for outdoor installation to wall wash a building façade. Anodized extruded aluminium body, phospho-chromatised and polyester powder coated die-cast copper-free aluminium closing caps, tempered safety glass, moulded silicone gasket and stainless steel screws. 24V DC remote driver needed, with 3 CREE LED. IP66 rating.



| light source | light beam options | lumen output (lm) | lumin. efficacy (lm/w) |
|--------------------------|--|-------------------|------------------------|
| 3000°K warm-white | | | |
| high-power led |  5° | 600 | 60.00 |

Finish color options:

 Silver

remote driver selection


| brand | manufacturer code | type | watt | IP rate | numbers of fixtures |
|----------|-------------------|-------------------------|------|---------|---------------------|
| Meanwell | LPV-20-24 | constant voltage 24V DC | 20W | IP67 | min1 - max2 |
| Meanwell | LPV-35-24 | constant voltage 24V DC | 35W | IP67 | min1 - max3 |
| Meanwell | LPV-60-24 | constant voltage 24V DC | 60W | IP67 | min1 - max9 |

Technical features



Technical data

| | |
|--------------|---|
| Wattage | 10 WATT |
| IP Rating | IP66 |
| IK Rating | IK07 |
| Material | High corrosion resistance anodized extruded aluminum body, die-cast copper-free aluminum closing caps |
| Coating | Polyester powder coating with phosphochromating pre-finish |
| Light source | NR. 3 x 2W CREE LED |
| Screws | Stainless steel |
| Transformer | 24V DC |
| Gasket | Silicone rubber |
| Glass | Tempered |
| Power cable | 0,5 mt. neoprene power cable included |
| Gross weight | 1,10 Kg |

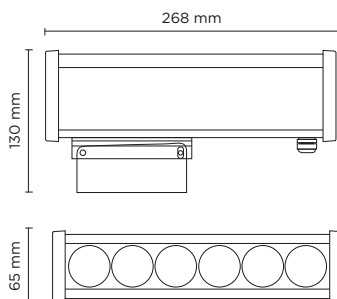





108003


LASER MEDIUM

Skyscraper projector for outdoor installation to wall wash a building façade. Anodized extruded aluminium body, phospho-chromatised and polyester powder coated die-cast copper-free aluminium closing caps, tempered safety glass, moulded silicone gasket and stainless steel screws. Built-in LED driver 220-240V 50-60Hz, with 6 CREE LED. IP66 rating.



| light source | light beam options | lumen output (lm) | lumin. efficacy (lm/w) |
|--------------------------|--|-------------------|------------------------|
| 3000°K warm-white | | | |
| high-power led |  5° | 1.200 | 66.67 |

Finish color options:


 Silver

Technical features



Technical data

| | |
|--------------|---|
| Wattage | 18 WATT |
| IP Rating | IP66 |
| IK Rating | IK07 |
| Material | High corrosion resistance anodized extruded aluminum body, die-cast copper-free aluminum closing caps |
| Coating | Polyester powder coating with phosphochromating pre-finish |
| Light source | NR. 6 x 2W CREE LED |
| Screws | Stainless steel |
| Transformer | Electronic transformer 220/240V 50/60Hz included |
| Gasket | Silicone rubber |
| Glass | Tempered |
| Power cable | 0,5 mt. neoprene power cable included |
| Gross weight | 1,70 Kg |

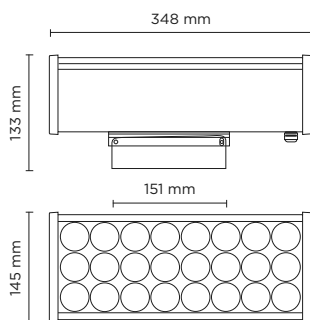





108004

LASER MAXI

Skyscraper projector for outdoor installation to wall wash a building façade. Anodized extruded aluminium body, phospho-chromatised and polyester powder coated die-cast copper-free aluminium closing caps, tempered safety glass, moulded silicone gasket and stainless steel screws. Built-in LED driver 220-240V 50-60Hz, with 24 CREE LED. IP66 rating.



| light source | light beam options | lumen output (lm) | lumin. efficacy (lm/w) |
|--------------------------|--|-------------------|------------------------|
| 3000°K warm-white | | | |
| high-power led |  5° | 4.800 | 87.27 |

Finish color options:

 Silver

Technical features

IP66

IK07

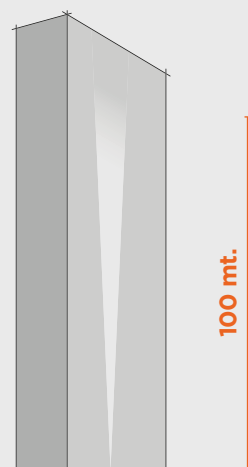
CE

5 YEARS



Technical data

| | |
|--------------|---|
| Wattage | 55 WATT |
| IP Rating | IP66 |
| IK Rating | IK07 |
| Material | High corrosion resistance anodized extruded aluminum body, die-cast copper-free aluminum closing caps |
| Coating | Polyester powder coating with phosphochromating pre-finish |
| Light source | NR. 24 x 2W CREE LED |
| Screws | Stainless steel |
| Transformer | Electronic transformer 220/240V 50/60Hz included |
| Gasket | Silicone rubber |
| Glass | Tempered |
| Power cable | 0,5 mt. neoprene power cable included |
| Gross weight | 4,60 Kg |








IN GROUND

| luminaire | lumen package | page |
|--------------------------|---------------|------|
| 201000 HYDROFLOOR | 60 - 4.050 | 128 |
| 206000 HYDROFLOOR INVISA | 536 - 3.875 | 170 |
| 202000 HYDROQUADRO | 312 - 3.920 | 176 |
| 205000 HYDROFLOOR VETRO | 650 - 940 | 184 |
| 203000 LINE | 1.712 - 3.648 | 188 |
| 204000 LINE VETRO | 300 - 3.750 | 196 |



201074

HYDROFLOOR NANO XXS


Round ground-recessed luminaire for outdoor installation, Hard anodized black aluminium body and stainless steel AISI 316 front trim, tempered safety glass, moulded silicone gasket. Remote constant current 350 mA driver needed, with 1 CREE XP-G2 LED. IP68 rating.



350 mA - LED POWER 1.2W

| light source | light beam options | lumen output (lm) | lumin. efficacy (lm/w) |
|-----------------------------|--------------------|-------------------|------------------------|
| 3000°K warm-white | | | |
| high-power led | 15° | 75 | 75.00 |
| high-power led | 30° | 65 | 65.00 |
| high-power led | 45° | 60 | 60.00 |
| 4000°K neutral-white | | | |
| high-power led | 15° | 80 | 80.00 |
| high-power led | 30° | 70 | 70.00 |
| high-power led | 45° | 65 | 65.00 |

Finish color options:

 Stainless Steel

remote driver selection


| brand | manufacturer code | type | watt | IP rate | numbers of fixtures |
|-------------|-------------------|------------------------|-------|---------|---------------------|
| ALVIT Italy | AL1435S-IP | constant current 350mA | 14W | IP67 | min 1 - max 8 |
| Meanwell | LPC-20-350 | constant current 350mA | 16.8W | IP67 | min 4 - max 12 |

Technical features



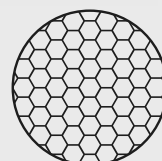
Technical data

| | |
|---------------|-------------------------------------|
| Wattage | 1 WATT |
| IP Rating | IP68 |
| IK Rating | IK09 |
| Material | Hard anodized black aluminium body |
| Trim | Stainless steel AISI 316 L |
| Light source | Nr. 1 CREE XP-G2 LED |
| Remote driver | Constant current max 350 mA |
| Gasket | Silicone rubber |
| Glass | Tempered |
| Cable gland | M12 |
| Power cable | 1 mt. neoprene power cable included |
| Gross weight | 0,20 Kg |



OPTIONAL

AC062
HONEYCOMB LOUVER
FOR NANO XXS



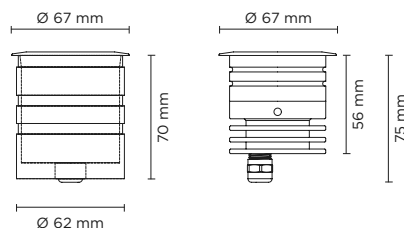




201072

HYDROFLOOR NANO XS

Round ground-recessed luminaire for outdoor installation, Hard anodized black aluminium body and stainless steel AISI 316 front trim, tempered safety glass, moulded silicone gasket. Remote constant current max 700 mA driver needed, with 1 CREE XP-L LED. IP68 rating.



350 mA - LED POWER 1.2W

| light source | light beam options | lumen output (lm) | lumin. efficacy (lm/w) |
|-----------------------------|--------------------|-------------------|------------------------|
| 3000°K warm-white | | | |
| high-power led | 10° | 138 | 115.00 |
| high-power led | 30° | 132 | 110.00 |
| high-power led | 45° | 125 | 104.00 |
| 4000°K neutral-white | | | |
| high-power led | 10° | 144 | 120.00 |
| high-power led | 30° | 137 | 114.00 |
| high-power led | 45° | 131 | 109.00 |

Finish color options:



Stainless Steel

Technical features









Technical data







| | |
|--------------------------|-------------------------------------|
| Wattage | Max 2,5 WATT |
| IP Rating | IP68 |
| IK Rating | IK09 |
| Material | Hard anodized black aluminium body |
| Trim | Stainless steel AISI 316 L |
| Light source | NR. 1 x CREE XP-L LED |
| Remote driver | Constant current max 700 mA |
| Static weight resistance | Max 3000 Kg |
| Gasket | Silicone rubber |
| Glass | Tempered |
| Cable gland | M12 |
| Power cable | 1 mt. neoprene power cable included |
| Gross weight | 0,70 Kg |



500 mA - LED POWER 1.7W

| light source | light beam options | | lumen output (lm) | lumin. efficacy (lm/w) |
|-----------------------------|---|-----|-------------------|------------------------|
| 3000°K warm-white | | | | |
| high-power led |  | 10° | 196 | 115.00 |
| high-power led |  | 30° | 187 | 110.00 |
| high-power led |  | 45° | 177 | 104.00 |
| 4000°K neutral-white | | | | |
| high-power led |  | 10° | 204 | 120.00 |
| high-power led |  | 30° | 194 | 114.00 |
| high-power led |  | 45° | 186 | 109.00 |

700 mA - LED POWER 2.5W

| light source | light beam options | | lumen output (lm) | lumin. efficacy (lm/w) |
|-----------------------------|---|-----|-------------------|------------------------|
| 3000°K warm-white | | | | |
| high-power led |  | 10° | 288 | 115.00 |
| high-power led |  | 30° | 275 | 110.00 |
| high-power led |  | 45° | 260 | 104.00 |
| 4000°K neutral-white | | | | |
| high-power led |  | 10° | 300 | 120.00 |
| high-power led |  | 30° | 285 | 114.00 |
| high-power led |  | 45° | 273 | 109.00 |

AC055**STANDARD GLARE SHIELD**


Glare shield accessory made in hard anodized black aluminum, providing good balance in between glare control and light output.

AC056**SUPER COMFORT GLARE SHIELD**

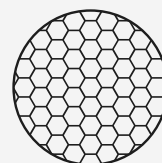
Glare shield accessory made in hard anodized black aluminum, for applications requiring very reduced glaring; minimal light loss on the light surface but overall lumen output typically reduced by 50%.

remote driver selection

| brand | manufacturer code | type | watt | IP rate | numbers of fixtures |
|-------------|-------------------|------------------------|------|---------|---------------------|
| ALVIT Italy | AL1435S-IP | constant current 350mA | 14W | IP67 | min 1 - max 8 |
| ALVIT Italy | AL1450S-IP | constant current 500mA | 14W | IP67 | min 1 - max 6 |
| ALVIT Italy | AL1470S-IP | constant current 700mA | 14W | IP67 | min 1 - max 4 |

**OPTIONAL**

AC063
HONEYCOMB LOUVER

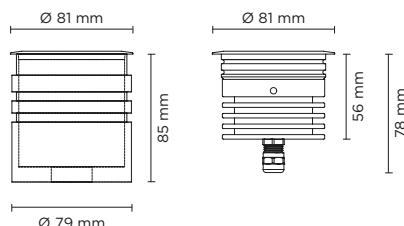




201073

HYDROFLOOR NANO

Round ground-recessed luminaire for outdoor installation, Hard anodized black aluminium body and stainless steel AISI 316 front trim, tempered safety glass, moulded silicone gasket. Remote constant current max 700 mA driver needed, with 1 CREE XHP35 HD LED. IP68 rating.



RGBW VERSION AVAILABLE ON REQUEST
201073RGBW - HYDROFLOOR NANO RGBW

350 mA - LED POWER 5W

| light source | light beam options | lumen output (lm) | lumin. efficacy (lm/w) |
|-----------------------------|--------------------|-------------------|------------------------|
| 3000°K warm-white | | | |
| high-power led | 4° | 510 | 102.00 |
| high-power led | 10° | 489 | 97.80 |
| high-power led | 28° | 474 | 94.80 |
| 4000°K neutral-white | | | |
| high-power led | 4° | 520 | 104.00 |
| high-power led | 10° | 499 | 99.80 |
| high-power led | 28° | 484 | 96.80 |

Finish color options:




Stainless Steel

Technical features









Technical data







| | |
|--------------------------|-------------------------------------|
| Wattage | Max 10 WATT |
| IP Rating | IP68 |
| IK Rating | IK09 |
| Material | Hard anodized black aluminium body |
| Trim | Stainless steel AISI 316 L |
| Light source | NR. 1 x CREE XHP35 LED |
| Remote driver | Constant current max 700 mA |
| Static weight resistance | Max 3000 Kg |
| Gasket | Silicone rubber |
| Glass | Tempered |
| Cable gland | M12 |
| Power cable | 1 mt. neoprene power cable included |
| Gross weight | 0,90 Kg |



500 mA - LED POWER 7W

| light source | light beam options | | lumen output (lm) | lumin. efficacy (lm/w) |
|-----------------------------|---|-----|-------------------|------------------------|
| 3000°K warm-white | | | | |
| high-power led |  | 4° | 690 | 98.57 |
| high-power led |  | 10° | 662 | 94.57 |
| high-power led |  | 28° | 642 | 91.71 |
| 4000°K neutral-white | | | | |
| high-power led |  | 4° | 703 | 100.43 |
| high-power led |  | 10° | 676 | 96.57 |
| high-power led |  | 28° | 656 | 93.71 |

700 mA - LED POWER 10W

| light source | light beam options | | lumen output (lm) | lumin. efficacy (lm/w) |
|-----------------------------|--|-----|-------------------|------------------------|
| 3000°K warm-white | | | | |
| high-power led |  | 4° | 907 | 90.69 |
| high-power led |  | 10° | 872 | 87.20 |
| high-power led |  | 28° | 846 | 84.60 |
| 4000°K neutral-white | | | | |
| high-power led |  | 4° | 930 | 93.00 |
| high-power led |  | 10° | 890 | 89.00 |
| high-power led |  | 28° | 863 | 86.30 |

AC057

STANDARD GLARE SHIELD

Glare shield accessory made in hard anodized black aluminum, providing good balance in between glare control and light output.

AC058

SUPER COMFORT GLARE SHIELD

Glare shield accessory made in hard anodized black aluminum, for applications requiring very reduced glaring; minimal light loss on the light surface but overall lumen output typically reduced by 50%.


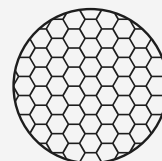
remote driver selection

| brand | manufacturer code | type | watt | IP rate | numbers of fixtures |
|-------------|-------------------|------------------------|------|---------|---------------------|
| ALVIT Italy | AL1435S-IP | constant current 350mA | 14W | IP67 | min 1 - max 2 |
| ALVIT Italy | AL1450S-IP | constant current 500mA | 14W | IP67 | 1 |
| ALVIT Italy | AL1470S-IP | constant current 700mA | 14W | IP67 | 1 |
| TCI Italy | 152014/350 | constant current 350mA | 17W | IP68 | min 1 - max 3 |
| TCI Italy | 152014/500 | constant current 500mA | 24W | IP68 | min 1 - max 3 |
| TCI Italy | 152014/700 | constant current 700mA | 30W | IP68 | min 1 - max 3 |



OPTIONAL

AC064
HONEYCOMB LOUVER

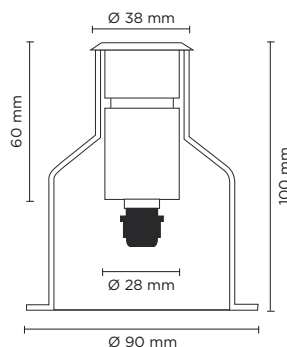





201001

HYDROFLOOR PICO

Round ground-recessed luminaire for outdoor installation, stainless steel AISI316 body and frame, tempered safety glass, moulded silicone gasket. With 1 CREE LED. 24V DC remote driver needed. IP67 rating.



| light source | light beam options | lumen output (lm) | lumin. efficacy (lm/w) |
|--------------------------|---|-------------------|------------------------|
| 3000°K warm-white | | | |
| high-power led |  25° | 96 | 96.00 |

Finish color options:

 Stainless Steel

remote driver selection

| brand | manufacturer code | type | watt | IP rate | numbers of fixtures |
|----------|-------------------|-------------------------|------|---------|---------------------|
| Meanwell | LPV-20-24 | constant voltage 24V DC | 20W | IP67 | min 1 - max 9 |
| Meanwell | LPV-35-24 | constant voltage 24V DC | 35W | IP67 | min 1 - max 14 |
| Meanwell | LPV-60-24 | constant voltage 24V DC | 60W | IP67 | min 1 - max 25 |
| Meanwell | LPV-100-24 | constant voltage 24V DC | 100W | IP67 | min 1 - max 42 |

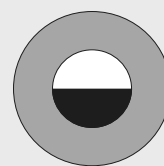
Technical features




Technical data

| | |
|--------------------------|--|
| Wattage | 1 WATT |
| IP Rating | IP67 |
| IK Rating | IK09 |
| Material | Completely made in stainless steel AISI 316 body |
| Light source | NR. 1 x 1W CREE "XP-G3" LED |
| Screws | Stainless steel |
| Remote driver | 24V DC |
| Static weight resistance | Max 1000 Kg |
| Gasket | Silicone rubber |
| Glass | Tempered |
| Power cable | 1 mt. neoprene power cable included |
| Gross weight | 0,30 Kg |
| Included | Polypropilene recessing box included |

Option - Half glass with anti glare black serigraph



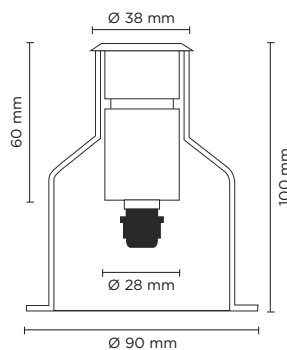





201060

HYDROFLOOR PICO SOFT

Round ground-recessed luminaire for outdoor installation, stainless steel AISI316 body and frame, tempered frosted safety glass diffuser, moulded silicone gasket. With 6 x SMD LED. 24V DC remote driver needed. IP67 rating.



| light source | light beam options | lumen output (lm) | lumin. efficacy (lm/w) |
|--------------------------|---|-------------------|------------------------|
| 3000°K warm-white | | | |
| SMD led |  75° | 64 | 80.00 |

Finish color options:

 Stainless Steel

remote driver selection

| brand | manufacturer code | type | watt | IP rate | numbers of fixtures |
|----------|-------------------|-------------------------|------|---------|---------------------|
| Meanwell | LPV-20-24 | constant voltage 24V DC | 20W | IP67 | min 1 - max 4 |
| Meanwell | LPV-35-24 | constant voltage 24V DC | 35W | IP67 | min 1 - max 6 |
| Meanwell | LPV-60-24 | constant voltage 24V DC | 60W | IP67 | min 1 - max 12 |


Technical features



Technical data

| | |
|--------------------------|--------------------------------------|
| Wattage | 0,8 WATT |
| IP Rating | IP67 |
| IK Rating | IK09 |
| Material | Stainless steel AISI 316 |
| Light source | NR. 6 x SMD LED |
| Screws | Stainless steel |
| Remote driver | 24V DC |
| Static weight resistance | Max 1000 Kg |
| Gasket | Silicone rubber |
| Glass | Tempered, Frosted |
| Power cable | 1 mt. neoprene power cable included |
| Gross weight | 0,30 Kg |
| Included | Polypropilene recessing box included |

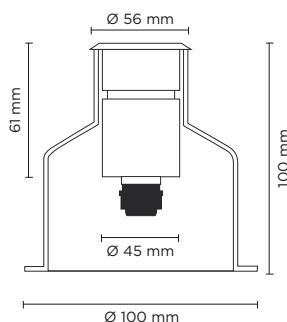





201002

HYDROFLOOR SMALL

Round ground-recessed luminaire for outdoor installation, stainless steel AISI316 body and frame, tempered safety glass, moulded silicone gasket. With 3 CREE LED. 24V DC remote driver needed. IP67 rating.



| light source | light beam options | lumen output (lm) | lumin. efficacy (lm/w) |
|--------------------------|---|-------------------|------------------------|
| 3000°K warm-white | | | |
| high-power led |  25° | 288 | 96.00 |


Finish color options:

 Stainless Steel

remote driver selection

| brand | manufacturer code | type | watt | IP rate | numbers of fixtures |
|----------|-------------------|-------------------------|------|---------|---------------------|
| Meanwell | LPV-20-24 | constant voltage 24V DC | 20W | IP67 | min 1 - max 4 |
| Meanwell | LPV-35-24 | constant voltage 24V DC | 35W | IP67 | min 1 - max 5 |
| Meanwell | LPV-60-24 | constant voltage 24V DC | 60W | IP67 | min 1 - max 9 |
| Meanwell | LPV-100-24 | constant voltage 24V DC | 100W | IP67 | min 1 - max 15 |

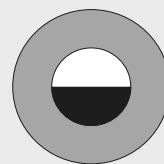
Technical features




Technical data

| | |
|--------------------------|--|
| Wattage | 3 WATT |
| IP Rating | IP67 |
| IK Rating | IK09 |
| Material | Completely made in stainless steel AISI 316 body |
| Light source | NR. 3 x 1W CREE "XP-G3" LED |
| Screws | Stainless steel |
| Remote driver | 24V DC |
| Static weight resistance | Max 1000 Kg |
| Gasket | Silicone rubber |
| Glass | Tempered |
| Power cable | 1 mt. neoprene power cable included |
| Gross weight | 0,60 Kg |
| Included | Polypropilene recessing box included |

Option - Half glass with anti glare black serigraph

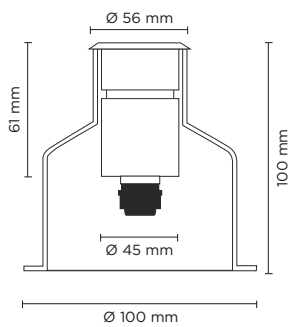





201061

HYDROFLOOR SMALL SOFT

Round ground-recessed luminaire for outdoor installation, stainless steel AISI316 body and frame, tempered frosted safety glass diffuser, moulded silicone gasket. With 12 x SMD LED. Built-in LED driver 220-240V 50-60Hz. IP67 rating.



| light source | light beam options | lumen output (lm) | lumin. efficacy (lm/w) |
|--------------------------|---|-------------------|------------------------|
| 3000°K warm-white | | | |
| SMD led |  80° | 76 | 50,67 |

| | | | |
|---|-----------------|--|--|
| Finish color options: | | | |
|  | Stainless Steel | | |

IP67

IK09

CE


5 YEARS





| Technical data | |
|--------------------------|---|
| Wattage | 1,5 WATT |
| IP Rating | IP67 |
| IK Rating | IK09 |
| Material | Stainless steel AISI 316 |
| Light source | NR. 12 x SMD LED |
| Screws | Stainless steel |
| Transformer | Electronic power supply 220/240V 50/60Hz built-in |
| Static weight resistance | Max 1000 Kg |
| Gasket | Silicone rubber |
| Glass | Tempered, Frosted |
| Power cable | 1 mt. neoprene power cable included |
| Gross weight | 0,60 Kg |

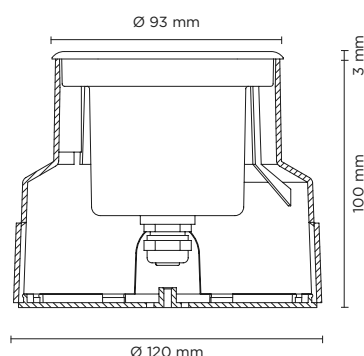




201003

HYDROFLOOR MICRO

Round ground-recessed luminaire for outdoor installation, Phospho-chromatised and polyester powder coated die-cast copper-free aluminium body and stainless steel AISI 304 frame, tempered safety glass, moulded silicone gasket. Built-in LED driver 220-240V 50-60Hz, with 1 CREE XP-G3 LED. IP67 rating.



| light source | light beam options | lumen output (lm) | lumin. efficacy (lm/w) |
|-----------------------------|--------------------|-------------------|------------------------|
| 3000°K warm-white | | | |
| high-power led | 10° | 115 | 115.00 |
| high-power led | 30° | 110 | 110.00 |
| high-power led | 45° | 104 | 104.00 |
| 4000°K neutral-white | | | |
| high-power led | 10° | 120 | 120.00 |
| high-power led | 30° | 114 | 114.00 |
| high-power led | 45° | 109 | 109.00 |

Finish color options:

 Stainless Steel

Technical features



Technical data

| | |
|--------------------------|--|
| Wattage | 1 WATT |
| IP Rating | IP67 |
| IK Rating | IK09 |
| Material | High corrosion resistance die-cast copper-free aluminum body |
| Coating | Polyester powder coating with phosphochromating pre-finish |
| Ring | Stainless steel AISI 304 |
| Light source | NR. 1 x 1W CREE "XP-G3" LED |
| Screws | Stainless steel |
| Transformer | Electronic power supply 220/240V 50/60Hz built-in |
| Static weight resistance | Max 1000 Kg |
| Gasket | Silicone rubber |
| Glass | Tempered |
| Cable gland | PG9 |
| Power cable | 1 mt. neoprene power cable included |
| Gross weight | 0,70 Kg |
| Included | Polypropylene recessing box |

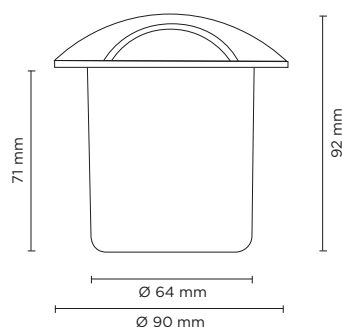






201065

HYDROFLOOR MICRO STEEL 01

Round ground-recessed drive-over luminaire for outdoor installation, top cover with one way 1x90° light emission. Body and top cover completely realized in stainless steel AISI 304, tempered safety glass, moulded silicone gasket. Built-in LED driver 220-240V50-60Hz, with 1 CREE XP-E2 LED. IP67 rating.



| light source | light beam options | lumen output (lm) | lumin. efficacy (lm/w) |
|-----------------------------|---|-------------------|------------------------|
| 3000°K warm-white | | | |
| high-power led |  1 x 90° | 150 | 50,00 |
| 4000°K neutral-white | | | |
| high-power led |  1 x 90° | 158 | 52,66 |

Finish color options:

 Stainless Steel

Technical features




Technical data

| | |
|--------------------------|---|
| Wattage | 3 WATT |
| IP Rating | IP67 |
| IK Rating | IK10 |
| Material | Stainless steel AISI 304 |
| Light source | NR. 1 CREE "XP-E2" LED |
| Screws | Stainless steel |
| Transformer | Electronic power supply 220/240V 50/60Hz built-in |
| Static weight resistance | Max 2000 Kg |
| Gasket | Silicone rubber |
| Glass | Tempered |
| Cable gland | M12 |
| Power cable | 1 mt. neoprene power cable included |
| Gross weight | 1,00 Kg |
| Included | Polypropilene recessing box |



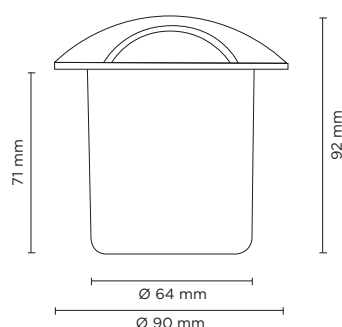




201066

HYDROFLOOR MICRO STEEL 02

Round ground-recessed drive-over luminaire for outdoor installation, top cover with two ways 2x90° light emission. Body and top cover completely realized in stainless steel AISI 304, tempered safety glass, moulded silicone gasket. Built-in LED driver 220-240V 50-60Hz, with 2 CREE XP-E2 LED. IP67 rating.



| light source | light beam options | lumen output (lm) | lumin. efficacy (lm/w) |
|-----------------------------|--------------------|-------------------|------------------------|
| 3000°K warm-white | | | |
| high-power led | 2 x 90° | 250 | 50,00 |
| 4000°K neutral-white | | | |
| high-power led | 2 x 90° | 263 | 52,60 |

Finish color options:

 Stainless Steel

Technical features



Technical data

| | |
|--------------------------|---|
| Wattage | 5 WATT |
| IP Rating | IP67 |
| IK Rating | IK10 |
| Material | Stainless steel AISI 304 |
| Light source | NR. 2 CREE "XP-E2" LED |
| Screws | Stainless steel |
| Transformer | Electronic power supply 220/240V 50/60Hz built-in |
| Static weight resistance | Max 2000 Kg |
| Gasket | Silicone rubber |
| Glass | Tempered |
| Cable gland | M12 |
| Power cable | 1 mt. neoprene power cable included |
| Gross weight | 1,00 Kg |
| Included | Polypropilene recessing box |

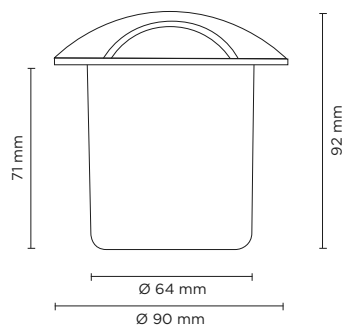






201067

HYDROFLOOR MICRO STEEL 04

Round ground-recessed drive-over luminaire for outdoor installation, top cover with two ways 4x70° light emission. Body and top cover completely realized in stainless steel AISI 304, tempered safety glass, moulded silicone gasket. Built-in LED driver 220-240V 50-60Hz, with 4 CREE XP-E2 LED. IP67 rating.




| light source | light beam options | lumen output (lm) | lumin. efficacy (lm/w) |
|-----------------------------|---|-------------------|------------------------|
| 3000°K warm-white | | | |
| high-power led |  4 x 70° | 400 | 66,67 |
| 4000°K neutral-white | | | |
| high-power led |  4 x 70° | 420 | 70,00 |

Finish color options:

 Stainless Steel

Technical features



Technical data

| | |
|--------------------------|---|
| Wattage | 6 WATT |
| IP Rating | IP67 |
| IK Rating | IK10 |
| Material | Stainless steel AISI 304 |
| Light source | NR. 4 CREE "XP-E2" LED |
| Screws | Stainless steel |
| Transformer | Electronic power supply 220/240V 50/60Hz built-in |
| Static weight resistance | Max 2000 Kg |
| Gasket | Silicone rubber |
| Glass | Tempered |
| Cable gland | M12 |
| Power cable | 1 mt. neoprene power cable included |
| Gross weight | 1,00 Kg |
| Included | Polypropilene recessing box |

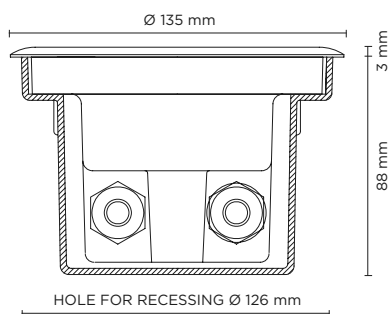




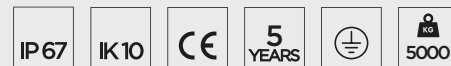
201010P

HYDROFLOOR COMPACT ROUND GU10

Round compact ground-recessed luminaire for outdoor installation, Phospho-chromatised and polyester powder coated die-cast copper-free aluminium body and stainless steel AISI 304 frame, tempered safety glass, moulded silicone gasket. GU10 LED / halogen. IP67 rating.



Technical features




Technical data

| | |
|--------------------------|--|
| Wattage | 35 WATT MAX |
| IP Rating | IP67 |
| IK Rating | IK10 |
| Material | High corrosion resistance die-cast copper-free aluminum body |
| Ring | Stainless steel AISI 304 |
| Coating | Polyester powder coating with phosphochromating pre-finish |
| Light source | GU10 base, MAX 35W |
| Screws | Stainless steel |
| Static weight resistance | Max 5000 Kg |
| Gasket | Silicone rubber |
| Glass | Tempered |
| Cable gland | Double PG11 |
| Optional | Fully frosted glass available on request. |
| Power cable | 1 mt. neoprene power cable included |
| Gross weight | 1,30 Kg |
| Included | Polypropylene recessing box |

| light source | light color | light beam options |
|--------------------|-------------------|--------------------|
| GU10 LED / HALOGEN | SEE BULB FEATURES | SEE BULB FEATURES |

Finish color options:

 Stainless Steel

201011P Floor compact square GU10

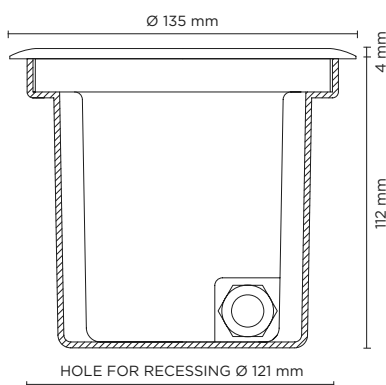




201012

HYDROFLOOR MINI

Round ground-recessed luminaire for outdoor installation, Phospho-chromatised and polyester powder coated die-cast copper-free aluminium body and stainless steel AISI 304 frame, tempered safety glass, moulded silicone gasket. Built-in LED driver 220-240V 50-60Hz, with 3 CREE XP-G3 LED. IP67 rating.



| light source | light beam options | lumen output (lm) | lumin. efficacy (lm/w) |
|-----------------------------|--------------------|-------------------|------------------------|
| 3000°K warm-white | | | |
| high-power led | 10° | 346 | 115.33 |
| high-power led | 30° | 329 | 109.66 |
| high-power led | 45° | 312 | 104.00 |
| 4000°K neutral-white | | | |
| high-power led | 10° | 360 | 120.00 |
| high-power led | 30° | 342 | 114.00 |
| high-power led | 45° | 325 | 108.33 |

Finish color options:



Stainless Steel

Technical features

IP67

IK10

CE

5
YEARS



5000

+/- 15°

Technical data

| | |
|--------------------------|--|
| Wattage | 3 WATT |
| IP Rating | IP67 |
| IK Rating | IK10 |
| Material | High corrosion resistance die-cast copper-free aluminum body |
| Ring | Stainless steel AISI 304 |
| Coating | Polyester powder coating with phosphocromating pre-finish |
| Light source | N. 3 x 1W CREE "XP-G3" LED |
| Screws | Stainless steel |
| Transformer | Electronic power supply 220/240V 50/60Hz built-in |
| Static weight resistance | Max 5000 Kg |
| Gasket | Silicone rubber |
| Glass | Tempered |
| Cable gland | M20 |
| Adjustable | +/- 15 degrees |
| Power cable | 1 mt. neoprene power cable included |
| Gross weight | 1,25 Kg |
| Included | Polypropylene recessing box |

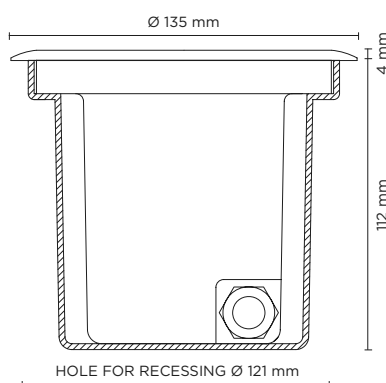




201014P

HYDROFLOOR MINI ROUND GU5.3

Round ground-recessed luminaire for outdoor installation, Phospho-chromatised and polyester powder coated die-cast copper-free aluminium body and stainless steel AISI 304 frame, tempered safety glass, moulded silicone gasket. GU5.3 LED / halogen. IP67 rating.



Technical features




Technical data

| | |
|--------------------------|--|
| Wattage | 35 WATT MAX |
| IP Rating | IP67 |
| IK Rating | IK10 |
| Material | High corrosion resistance die-cast copper-free aluminum body |
| Ring | Stainless steel AISI 304 |
| Coating | Polyester powder coating with phosphochromating pre-finish |
| Light source | GU5.3 base, MAX 35W |
| Screws | Stainless steel |
| Static weight resistance | Max 5000 Kg |
| Gasket | Silicone rubber |
| Glass | Tempered |
| Cable gland | M20 |
| Adjustable | +/- 15 degrees |
| Optional | Fully frosted glass available on request. |
| Gross weight | 1,20 Kg |
| Included | Polypropilene recessing box |

| light source | light color | light beam options |
|---------------------|-------------------|--------------------|
| GU5,3 LED / HALOGEN | SEE BULB FEATURES | SEE BULB FEATURES |

Finish color options:

 Stainless Steel

201015P Floor compact square GU5.3

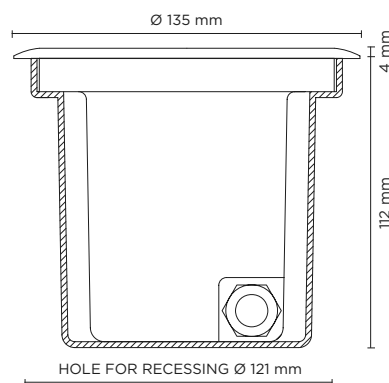




201017P

HYDROFLOOR MINI ROUND GU10

Round ground-recessed luminaire for outdoor installation, Phospho-chromatised and polyester powder coated die-cast copper-free aluminium body and stainless steel AISI 304 frame, tempered safety glass, moulded silicone gasket. GU10 LED / halogen. IP67 rating.



Technical features



Technical data

| | |
|--------------------------|--|
| Wattage | 35 WATT MAX |
| IP Rating | IP67 |
| IK Rating | IK10 |
| Material | High corrosion resistance die-cast copper-free aluminum body |
| Ring | Stainless steel AISI 304 |
| Coating | Polyester powder coating with phosphochromating pre-finish |
| Light source | GU10 base, MAX 35W |
| Screws | Stainless steel |
| Static weight resistance | Max 5000 Kg |
| Gasket | Silicone rubber |
| Glass | Tempered |
| Cable gland | M20 |
| Optional | Fully frosted glass available on request. |
| Gross weight | 1,20 Kg |
| Included | Polypropylene recessing box |

| light source | light color | light beam options |
|--------------------|-------------------|--------------------|
| GU10 LED / HALOGEN | SEE BULB FEATURES | SEE BULB FEATURES |

Finish color options:

 Stainless Steel

201018P Floor compact square GU10

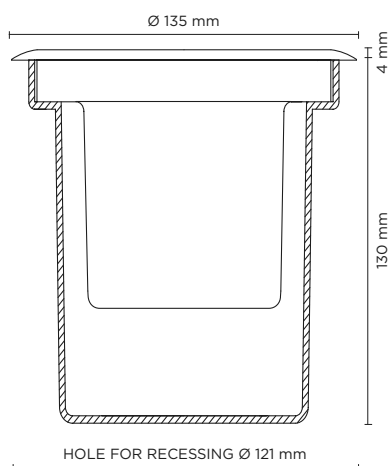




201019P

HYDROFLOOR MINI STEEL AISI 316 ROUND GU10

Round ground-recessed luminaire for outdoor installation, Stainless steel AISI 316 body and frame, tempered safety glass, moulded silicone gasket. GU10 LED / halogen. IP67 rating.



Technical features




Technical data

| | |
|--------------------------|---|
| Wattage | 35 WATT MAX |
| IP Rating | IP67 |
| IK Rating | IK10 |
| Material | Completely made in Stainless Steel AISI 316 |
| Ring | Stainless steel AISI 316 |
| Light source | GU10 base, MAX 35W |
| Screws | Stainless steel |
| Static weight resistance | Max 5000 Kg |
| Gasket | Silicone rubber |
| Glass | Tempered |
| Cable gland | M20 |
| Optional | Fully frosted glass available on request. |
| Gross weight | 1,20 Kg |
| Included | Polypropilene recessing box |

| light source | light color | light beam options |
|--------------------|-------------------|--------------------|
| GU10 LED / HALOGEN | SEE BULB FEATURES | SEE BULB FEATURES |

Finish color options:

 Stainless Steel

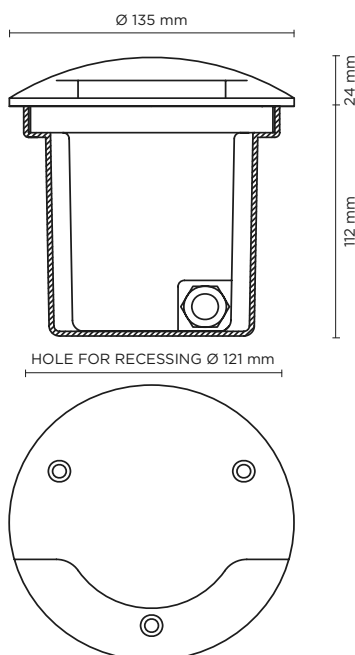




201022P

HYDROFLOOR MINI 01 GU10

Round ground-recessed luminaire for outdoor installation, Phospho-chromatised and polyester powder coated die-cast copper-free aluminium body and protective cover, tempered safety glass, moulded silicone gasket.
GU10 LED / halogen. IP67 rating.



| light source | light color | light beam options |
|--------------------|-------------------|--------------------|
| GU10 LED / HALOGEN | SEE BULB FEATURES | |

Finish color options:

Textured Grey
RAL 9006

Technical features



Technical data

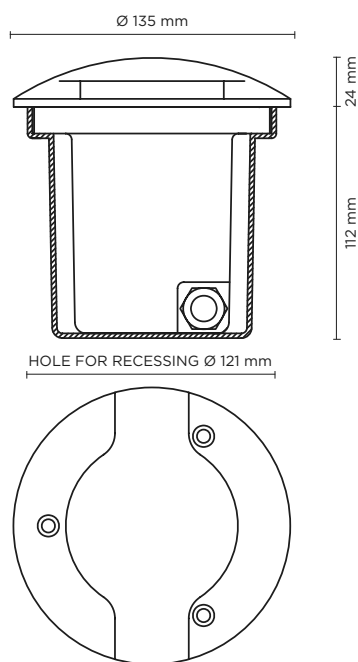
| | |
|-----------------------------|--|
| Wattage | 35 WATT MAX |
| IP Rating | IP67 |
| IK Rating | IK09 |
| Material | high corrosion resistance die-cast copper-free aluminum body |
| Coating | Polyester powder coating with phosphochromating pre-finish |
| Light source | GU10 base, MAX 35W |
| Available also | GU5.3 12V version |
| Screws | Stainless steel |
| Static weight resistance | Max 5000 Kg |
| Gasket | Silicone rubber |
| Glass | Tempered |
| Cable gland | M20 |
| Gross weight | 1,20 Kg |
| Included | Polypropylene recessing box |



201023P

HYDROFLOOR MINI 02 GU10

Round ground-recessed luminaire for outdoor installation, Phospho-chromatised and polyester powder coated die-cast copper-free aluminium body and protective cover, tempered safety glass, moulded silicone gasket.
GU10 LED / halogen. IP67 rating.

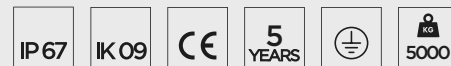


| light source | light color | light beam options |
|--------------------|-------------------|--------------------|
| GU10 LED / HALOGEN | SEE BULB FEATURES | |

Finish color options:


 Textured Grey
RAL 9006

Technical features



Technical data

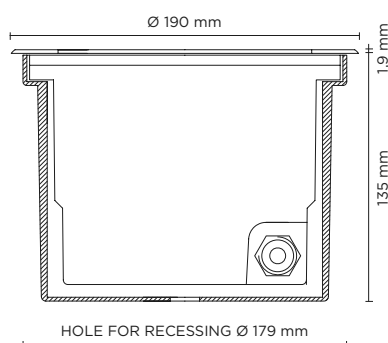
| | |
|-----------------------------|--|
| Wattage | 35 WATT MAX |
| IP Rating | IP67 |
| IK Rating | IK09 |
| Material | high corrosion resistance die-cast copper-free aluminum body |
| Coating | Polyester powder coating with phosphochromating pre-finish |
| Light source | GU10 base, MAX 35W |
| Available also | GU5.3 12V version |
| Screws | Stainless steel |
| Static weight resistance | Max 5000 Kg |
| Gasket | Silicone rubber |
| Glass | Tempered |
| Cable gland | M20 |
| Gross weight | 1,20 Kg |
| Included | Polypropylene recessing box |



201024

HYDROFLOOR MEDIUM

Round ground-recessed luminaire for outdoor installation, Phospho-chromatised and polyester powder coated die-cast copper-free aluminium body and stainless steel AISI 304 frame, tempered safety glass, moulded silicone gasket. Built-in LED driver 220-240V 50-60Hz, with 5 CREE XP-G3 LED. IP67 rating.



| light source | light beam options | lumen output (lm) | lumin. efficacy (lm/w) |
|-----------------------------|--------------------|-------------------|------------------------|
| 3000°K warm-white | | | |
| high-power led | 10° | 720 | 90.00 |
| high-power led | 30° | 684 | 85.50 |
| high-power led | 45° | 650 | 81.25 |
| 4000°K neutral-white | | | |
| high-power led | 10° | 750 | 93.75 |
| high-power led | 30° | 713 | 89.13 |
| high-power led | 45° | 677 | 84.63 |

Finish color options:

 Stainless Steel

Technical features



Technical data

| | |
|--------------------------|--|
| Wattage | 8 WATT |
| IP Rating | IP67 |
| IK Rating | IK10 |
| Material | High corrosion resistance die-cast copper-free aluminum body |
| Ring | Stainless steel AISI 304 |
| Coating | Polyester powder coating with phosphochromating pre-finish |
| Light source | N. 5 x 1.5W CREE "XP-G3" LED |
| Screws | Stainless steel |
| Transformer | Electronic power supply 220/240V 50/60Hz built-in |
| Static weight resistance | Max 5000 Kg |
| Gasket | Silicone rubber |
| Glass | Tempered |
| Cable gland | M20 |
| Adjustable | +/- 15 degrees |
| Power cable | 1 mt. neoprene power cable included |
| Gross weight | 2,20 Kg |
| Included | Polypropylene recessing box included |

HydroFloor MEDIUM square LED available on request

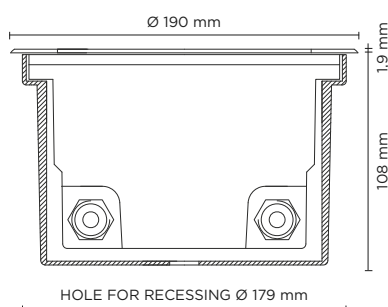




201058

HYDROFLOOR MEDIUM COMPACT

Round compact ground-recessed luminaire for outdoor installation, Phospho-chromatised and polyester powder coated die-cast copper-free aluminium body and stainless steel AISI 304 frame, tempered safety glass, moulded silicone gasket. Built-in LED driver 220-240V 50-60Hz, with 5 CREE XP-G3 LED. IP67 rating.



| light source | light beam options | lumen output (lm) | lumin. efficacy (lm/w) |
|-----------------------------|--------------------|-------------------|------------------------|
| 3000°K warm-white | | | |
| high-power led | 10° | 720 | 90.00 |
| high-power led | 30° | 684 | 85.50 |
| high-power led | 45° | 650 | 81.25 |
| 4000°K neutral-white | | | |
| high-power led | 10° | 750 | 93.75 |
| high-power led | 30° | 713 | 89.13 |
| high-power led | 45° | 677 | 84.63 |

Finish color options:

 Stainless Steel


Technical features




Technical data

| | |
|--------------------------|--|
| Wattage | 8 WATT |
| IP Rating | IP67 |
| IK Rating | IK10 |
| Material | High corrosion resistance die-cast copper-free aluminum body |
| Ring | Stainless steel AISI 304 |
| Coating | Polyester powder coating with phosphochromating pre-finish |
| Light source | N. 5 x 1.5W CREE "XP-G3" LED |
| Screws | Stainless steel |
| Transformer | Electronic power supply 220/240V 50/60Hz built-in |
| Static weight resistance | Max 5000 Kg |
| Gasket | Silicone rubber |
| Glass | Tempered |
| Double PG11 | Double PG11 |
| Adjustable | +/- 15 degrees |
| Power cable | 1 mt. neoprene power cable included |
| Gross weight | 2,20 Kg |
| Included | Polypropilene recessing box included |

HydroFloor MEDIUM compact led SQUARE. Available on request



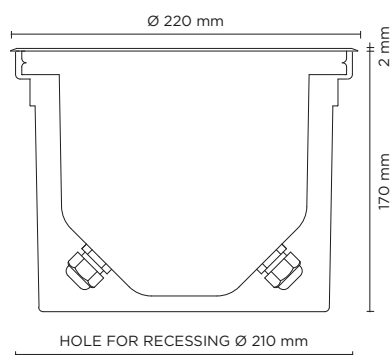




201064


HYDROFLOOR MEDIUM STEEL AISI 316

Round ground-recessed luminaire for outdoor installation, stainless steel AISI 316 body and frame, tempered safety glass, moulded silicone gasket. Built-in LED driver 220-240V 50-60Hz, with 5 CREE XP-G3 LED. IP67 rating.



| light source | light beam options | lumen output (lm) | lumin. efficacy (lm/w) |
|-----------------------------|--------------------|-------------------|------------------------|
| 3000°K warm-white | | | |
| high-power led | 10° | 720 | 90.00 |
| high-power led | 30° | 684 | 85.50 |
| high-power led | 45° | 650 | 81.25 |
| 4000°K neutral-white | | | |
| high-power led | 10° | 750 | 93.75 |
| high-power led | 30° | 713 | 89.13 |
| high-power led | 45° | 677 | 84.63 |

Finish color options:

 Stainless Steel

Technical features



Technical data

| | |
|--------------------------|---|
| Wattage | 8 WATT |
| IP Rating | IP67 |
| IK Rating | IK10 |
| Material | Completely made in stainless steel AISI 316 |
| Trim | Stainless steel AISI 316 |
| Light source | N. 5 x 1.5W CREE "XP-G3" LED |
| Screws | Stainless steel |
| Transformer | Electronic power supply 220/240V 50/60Hz built-in |
| Static weight resistance | Max 5000 Kg |
| Gasket | Silicone rubber |
| Glass | Tempered |
| Cable gland | Double M20 |
| Adjustable | +/- 15 degrees |
| Power cable | 1 mt. neoprene power cable included |
| Gross weight | 2,50 Kg |
| Included | Polypropilene recessing box included |

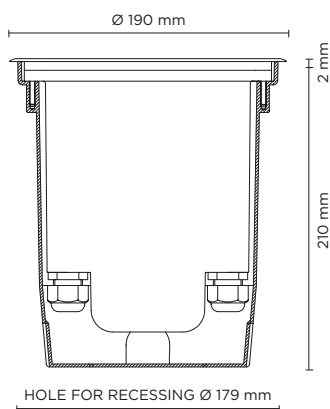




201068

HYDROFLOOR MEDIUM COB

Ground-recessed luminaire in round shape for outdoor installation, phospho-chromatised and polyester powder coated die-cast copper-free aluminium body and stainless steel AISI 304 frame, tempered safety glass, moulded silicone gasket. Symmetrical light distribution with adjustable optics. Built-in LED driver 220-240V 50-60Hz, with 1 CREE CXB 2530 COB LED. IP67 rating.



| light source | light beam options | lumen output (lm) | lumin. efficacy (lm/w) |
|-----------------------------|--------------------|-------------------|------------------------|
| 3000°K warm-white | | | |
| cob led | 20° | 1.855 | 97.63 |
| cob led | 40° | 1.802 | 94.84 |
| 4000°K neutral-white | | | |
| cob led | 20° | 1.999 | 105.21 |
| cob led | 40° | 1.923 | 101.21 |

Finish color options:

 Stainless Steel


Technical features



Technical data

| | |
|--------------------------|--|
| Wattage | 19 WATT |
| IP Rating | IP67 |
| IK Rating | IK10 |
| Material | High corrosion resistance die-cast copper-free aluminum body |
| Trim | Stainless steel AISI 304 |
| Coating | Polyester powder coating with phosphochromating pre-finish |
| Light source | Nr. 1 CREE CXB 2530 COB LED |
| Screws | Stainless steel |
| Transformer | Electronic power supply 220/240V 50/60Hz built-in |
| Static weight resistance | Max 5000 Kg |
| Gasket | Silicone rubber |
| Glass | Tempered |
| Cable gland | Double M20 |
| Adjustable | +/- 15 degrees |
| Power cable | 1 mt. neoprene power cable included |
| Gross weight | 4,00 Kg |
| Included | Polypropylene recessing box included |

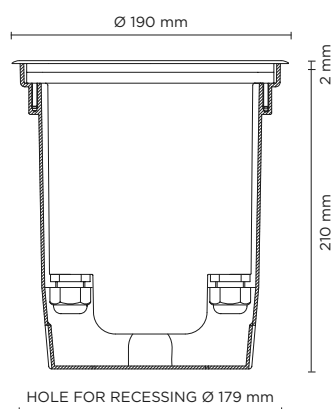




201070


HYDROFLOOR MEDIUM COB ASYMMETRIC

Ground-recessed luminaire in round shape for outdoor installation, phospho-chromatised and polyester powder coated die-cast copper-free aluminium body and stainless steel AISI 304 frame, tempered safety glass, moulded silicone gasket. Asymmetrical "wall-washer" light distribution. Built-in LED driver 220-240V 50-60Hz, with 1 CREE CXB 2530 COB LED. IP67 rating.



| light source | light beam options | lumen output (lm) | lumin. efficacy (lm/w) |
|-----------------------------|------------------------|-------------------|------------------------|
| 3000°K warm-white | | | |
| cob led | ASYMMETRIC WALL-WASHER | 1.484 | 78.10 |
| 4000°K neutral-white | | | |
| cob led | ASYMMETRIC WALL-WASHER | 1.599 | 84.16 |

Finish color options:


 Stainless Steel


Technical features



Technical data

| | |
|--------------------------|--|
| Wattage | 19 WATT |
| IP Rating | IP67 |
| IK Rating | IK10 |
| Material | High corrosion resistance die-cast copper-free aluminum body |
| Trim | Stainless steel AISI 304 |
| Coating | Polyester powder coating with phosphochromating pre-finish |
| Light source | Nr. 1 CREE CXB 2530 COB LED |
| Screws | Stainless steel |
| Transformer | Electronic power supply 220/240V 50/60Hz built-in |
| Static weight resistance | Max 5000 Kg |
| Gasket | Silicone rubber |
| Glass | Tempered |
| Cable gland | Double M20 |
| Adjustable | +/- 15 degrees |
| Power cable | 1 mt. neoprene power cable included |
| Gross weight | 4,00 Kg |
| Included | Polypropylene recessing box included |

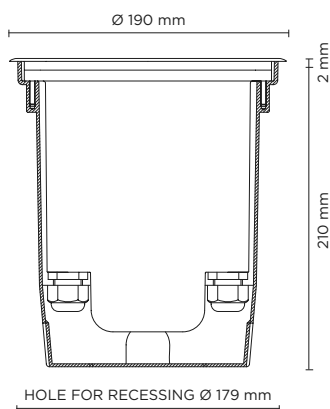




201068RGBW

HYDROFLOOR MEDIUM DMX RGBW

Ground-recessed luminaire in round shape for outdoor installation, phospho-chromatised and polyester powder coated die-cast copper-free aluminium body and stainless steel AISI 304 frame, tempered safety glass, moulded silicone gasket. Built-in LED driver, DMX driver integrated; with 3 x CREE "XML" RGBW LED. IP67 rating.



| light source | light beam options | lumen output (lm) | lumin. efficacy (lm/w) |
|----------------|--------------------|-------------------|------------------------|
| RGBW | | | |
| high-power led | 12° | 480 | 34.28 |
| high-power led | 25° | 468 | 33.43 |
| high-power led | 35° | 457 | 32.65 |

Finish color options:

 Stainless Steel

Technical features



Technical data

| | |
|--------------|--|
| Wattage | 14 WATT |
| IP Rating | IP67 |
| IK Rating | IK10 |
| Material | High corrosion resistance die-cast copper-free aluminum body |
| Trim | Stainless steel AISI 304 |
| Coating | Polyester powder coating with phosphochromating pre-finish |
| Light source | 3 x CREE "XML" COLOR RGBW LED |
| Screws | Stainless steel |
| DMX | DMX interface integrated |
| Transformer | Electronic power supply 220/240V 50/60Hz built-in |
| Gasket | Silicone rubber |
| Glass | Tempered |
| Power cable | 1 mt. neoprene power cable included |
| DMX cable | DMX IN cable included |
| Gross weight | 2,40 Kg |

DMX ACCESSORIES

CONTROLLERS, SPLITTERS, ETC...

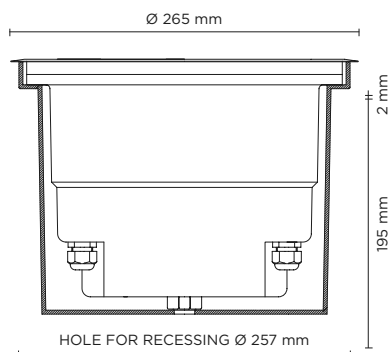
To be defined together with puk technical department, according to project specifications and after providing installation details.



201034

HYDROFLOOR MAXI

Round ground-recessed luminaire for outdoor installation, Phospho-chromatised and polyester powder coated die-cast copper-free aluminium body and stainless steel AISI 304 frame, tempered safety glass, moulded silicone gasket. Built-in LED driver 220-240V 50-60Hz, with 8 CREE XP-G3 LED. IP67 rating.



| light source | light beam options | lumen output (lm) | lumin. efficacy (lm/w) |
|-----------------------------|--------------------|-------------------|------------------------|
| 3000°K warm-white | | | |
| high-power led | 10° | 1.152 | 96.00 |
| high-power led | 30° | 1.095 | 91.25 |
| high-power led | 45° | 1.040 | 86.67 |
| 4000°K neutral-white | | | |
| high-power led | 10° | 1.200 | 100.00 |
| high-power led | 30° | 1.140 | 95.00 |
| high-power led | 45° | 1.083 | 90.25 |

Finish color options:

 Stainless Steel

Technical features




Technical data

| | |
|--------------------------|--|
| Wattage | 12 WATT |
| IP Rating | IP67 |
| IK Rating | IK10 |
| Material | High corrosion resistance die-cast copper-free aluminum body |
| Trim | Stainless steel AISI 304 |
| Coating | Polyester powder coating with phosphochromating pre-finish |
| Light source | NR. 8 x 1.5W CREE "XP-G3" LED |
| Screws | Stainless steel |
| Transformer | Electronic power supply 220/240V 50/60Hz built-in |
| Static weight resistance | Max 5000 Kg |
| Gasket | Silicone rubber |
| Glass | Tempered |
| Cable gland | Double M20 |
| Adjustable | +/- 15 degrees |
| Power cable | 1 mt. neoprene power cable included |
| Gross weight | 5,00 Kg |
| Included | Polypropilene recessing box included |

HydroFloor MAXI LED SQUARE available on request

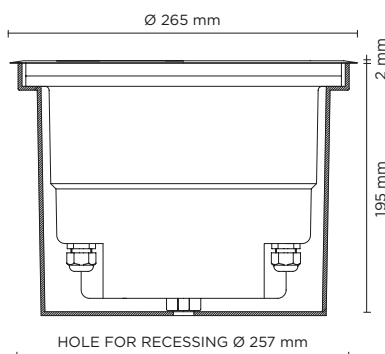







201034RGBW

HYDROFLOOR MAXI DMX RGBW

Ground-recessed luminaire in round shape for outdoor installation, phospho-chromatised and polyester powder coated die-cast copper-free aluminium body and stainless steel AISI 304 frame, tempered safety glass, moulded silicone gasket. Built-in LED driver, DMX driver integrated; with 6 x CREE "XML" RGBW LED. IP67 rating.



| light source | light beam options | | lumen output (lm) | lumin. efficacy (lm/w) |
|----------------|---|-----|-------------------|------------------------|
| RGBW | | | | |
| high-power led |  | 12° | 1.000 | 35.71 |
| high-power led |  | 25° | 992 | 35.43 |
| high-power led |  | 35° | 981 | 35.04 |

Finish color options:

 Stainless Steel

Technical features




Technical data

| | |
|--------------|--|
| Wattage | 28 WATT |
| IP Rating | IP67 |
| IK Rating | IK10 |
| Material | High corrosion resistance die-cast copper-free aluminum body |
| Trim | Stainless steel AISI 304 |
| Coating | Polyester powder coating with phosphochromating pre-finish |
| Light source | 6 x CREE "XML" COLOR RGBW LED |
| Screws | Stainless steel |
| DMX | DMX interface integrated |
| Transformer | Electronic power supply 220/240V 50/60Hz built-in |
| Gasket | Silicone rubber |
| Glass | Tempered |
| Power cable | 1 mt. neoprene power cable included |
| DMX cable | DMX IN cable included |
| Gross weight | 5,10 Kg |

DMX ACCESSORIES

CONTROLLERS, SPLITTERS, ETC...

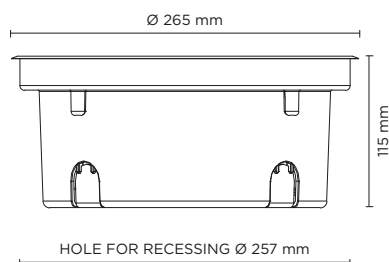
To be defined together with puk technical department, according to project specifications and after providing installation details.



201063


HYDROFLOOR MAXI SHALLOW

Round compact ground-recessed luminaire for outdoor installation, Phospho-chromatised and polyester powder coated die-cast copper-free aluminium body and stainless steel AISI 304 frame, tempered safety glass, moulded silicone gasket. Built-in LED driver 220-240V 50-60Hz, with 8 CREE XP-G3 LED. IP67 rating.



| light source | light beam options | lumen output (lm) | lumin. efficacy (lm/w) |
|-----------------------------|--------------------|-------------------|------------------------|
| 3000°K warm-white | | | |
| high-power led | 10° | 1.152 | 96.00 |
| high-power led | 30° | 1.095 | 91.25 |
| high-power led | 45° | 1.040 | 86.67 |
| 4000°K neutral-white | | | |
| high-power led | 10° | 1.200 | 100.00 |
| high-power led | 30° | 1.140 | 95.00 |
| high-power led | 45° | 1.083 | 90.25 |

Finish color options:

 Stainless Steel

Technical features



Technical data

| | |
|--------------------------|--|
| Wattage | 12 WATT |
| IP Rating | IP67 |
| IK Rating | IK10 |
| Material | High corrosion resistance die-cast copper-free aluminum body |
| Trim | Stainless steel AISI 304 |
| Coating | Polyester powder coating with phosphochromating pre-finish |
| Light source | N. 8 x 1.5W CREE "XP-G3" LED |
| Screws | Stainless steel |
| Transformer | Electronic power supply 220/240V 50/60Hz built-in |
| Static weight resistance | Max 5000 Kg |
| Gasket | Silicone rubber |
| Glass | Tempered |
| Cable gland | Double M20 |
| Adjustable | +/- 15 degrees |
| Power cable | 1 mt. neoprene power cable included |
| Gross weight | 4,50 Kg |
| Included | Polypropilene recessing box included |

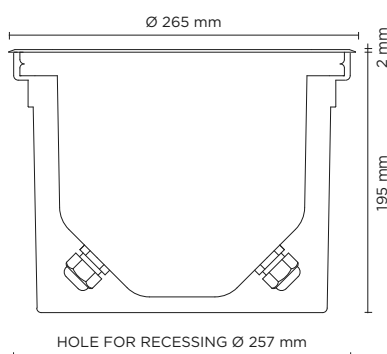




201069

HYDROFLOOR MAXI COB

Ground-recessed luminaire in round shape for outdoor installation, phospho-chromatised and polyester powder coated die-cast copper-free aluminium body and stainless steel AISI 304 frame, tempered safety glass, moulded silicone gasket. Symmetrical light distribution with adjustable optics. Built-in LED driver 220-240V 50-60Hz, with 1 CREE CXB 3050 COB LED. IP67 rating.



| light source | light beam options | lumen output (lm) | lumin. efficacy (lm/w) |
|-----------------------------|--------------------|-------------------|------------------------|
| 3000°K warm-white | | | |
| cob led | 20° | 3.978 | 124.31 |
| cob led | 40° | 3.912 | 122.25 |
| 4000°K neutral-white | | | |
| cob led | 20° | 4.050 | 126.56 |
| cob led | 40° | 4.001 | 125.03 |

Finish color options:

 Stainless Steel


Technical features



Technical data

| | |
|--------------------------|--|
| Wattage | 32 WATT |
| IP Rating | IP67 |
| IK Rating | IK10 |
| Material | High corrosion resistance die-cast copper-free aluminum body |
| Trim | Stainless steel AISI 304 |
| Coating | Polyester powder coating with phosphochromating pre-finish |
| Light source | Nr. 1 CREE CXB 3050 COB LED |
| Screws | Stainless steel |
| Transformer | Electronic power supply 220/240V 50/60Hz built-in |
| Static weight resistance | Max 5000 Kg |
| Gasket | Silicone rubber |
| Glass | Tempered |
| Cable gland | Double M20 |
| Adjustable | +/- 15 degrees |
| Power cable | 1 mt. neoprene power cable included |
| Gross weight | 5,50 Kg |
| Included | Polypropylene recessing box included |

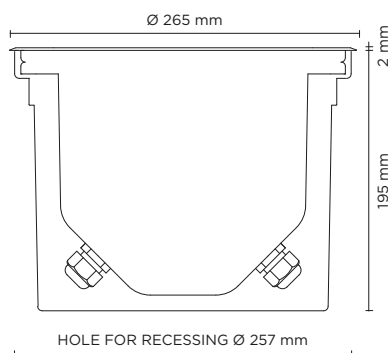




201071

HYDROFLOOR MAXI COB ASYMMETRIC

Ground-recessed luminaire in round shape for outdoor installation, phospho-chromatised and polyester powder coated die-cast copper-free aluminium body and stainless steel AISI 304 frame, tempered safety glass, moulded silicone gasket. Asymmetrical "wall-washer" light distribution. Built-in LED driver 220-240V 50-60Hz, with 1 CREE CXB 3050 COB LED. IP67 rating.



| light source | light beam options | lumen output (lm) | lumin. efficacy (lm/w) |
|-----------------------------|------------------------|-------------------|------------------------|
| 3000°K warm-white | | | |
| cob led | ASYMMETRIC WALL-WASHER | 3.182 | 99.43 |
| 4000°K neutral-white | | | |
| cob led | ASYMMETRIC WALL-WASHER | 3.240 | 101.25 |

Finish color options:

 Stainless Steel

Technical features



Technical data

| | |
|--------------------------|--|
| Wattage | 32 WATT |
| IP Rating | IP67 |
| IK Rating | IK10 |
| Material | High corrosion resistance die-cast copper-free aluminum body |
| Trim | Stainless steel AISI 304 |
| Coating | Polyester powder coating with phosphochromating pre-finish |
| Light source | Nr. 1 CREE CXB 3050 COB LED |
| Screws | Stainless steel |
| Transformer | Electronic power supply 220/240V 50/60Hz built-in |
| Static weight resistance | Max 5000 Kg |
| Gasket | Silicone rubber |
| Glass | Tempered |
| Cable gland | Double M20 |
| Adjustable | +/- 15 degrees |
| Power cable | 1 mt. neoprene power cable included |
| Gross weight | 5,50 Kg |
| Included | Polypropylene recessing box included |

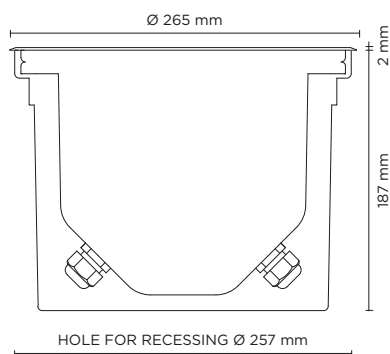




201059

HYDROFLOOR MAXI STEEL AISI 316

Round compact ground-recessed luminaire for outdoor installation, stainless steel AISI 316 body and frame, tempered safety glass, moulded silicone gasket. Built-in LED driver 220-240V 50-60Hz, with 8 CREE XP-G3 LED. IP67 rating.



| light source | light beam options | lumen output (lm) | lumin. efficacy (lm/w) |
|-----------------------------|--------------------|-------------------|------------------------|
| 3000°K warm-white | | | |
| high-power led | 10° | 1.152 | 96.00 |
| high-power led | 30° | 1.095 | 91.25 |
| high-power led | 45° | 1.040 | 86.67 |
| 4000°K neutral-white | | | |
| high-power led | 10° | 1.200 | 100.00 |
| high-power led | 30° | 1.140 | 95.00 |
| high-power led | 45° | 1.083 | 90.25 |

Finish color options:

 Stainless Steel


Technical features



Technical data

| | |
|--------------------------|---|
| Wattage | 12 WATT |
| IP Rating | IP67 |
| IK Rating | IK10 |
| Material | Completely made in stainless steel AISI 316 |
| Trim | Stainless steel AISI 316 |
| Light source | NR. 8 x 1.5W CREE "XP-G3" LED |
| Screws | Stainless steel |
| Transformer | Electronic power supply 220/240V 50/60Hz built-in |
| Static weight resistance | Max 5000 Kg |
| Gasket | Silicone rubber |
| Glass | Tempered |
| Cable gland | Double M20 |
| Adjustable | +/- 15 degrees |
| Power cable | 1 mt. neoprene power cable included |
| Gross weight | 5,50 Kg |
| Included | Polypropilene recessing box included |

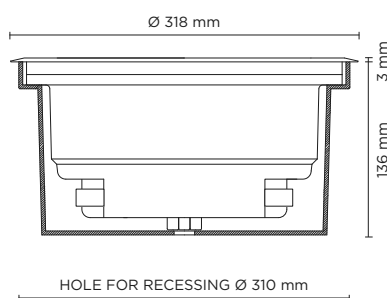




201048

HYDROFLOOR MAXI COMPACT

Round compact ground-recessed luminaire for outdoor installation, Phospho-chromatised and polyester powder coated die-cast copper-free aluminium body and stainless steel AISI 304 frame, tempered safety glass, moulded silicone gasket. Built-in LED driver 220-240V 50-60Hz, with 15 CREE XP-G3 LED. IP67 rating.



| light source | light beam options | lumen output (lm) | lumin. efficacy (lm/w) |
|-----------------------------|--------------------|-------------------|------------------------|
| 3000°K warm-white | | | |
| high-power led | 10° | 2.160 | 98.18 |
| high-power led | 30° | 2.052 | 93.27 |
| high-power led | 45° | 1.949 | 88.60 |
| 4000°K neutral-white | | | |
| high-power led | 10° | 2.250 | 102.28 |
| high-power led | 30° | 2.137 | 97.14 |
| high-power led | 45° | 2.030 | 92.27 |

Finish color options:

 Stainless Steel


Technical features



Technical data

| | |
|--------------------------|--|
| Wattage | 22 WATT |
| IP Rating | IP67 |
| IK Rating | IK10 |
| Material | High corrosion resistance die-cast copper-free aluminum body |
| Trim | Stainless steel AISI 304 |
| Coating | Polyester powder coating with phosphochromating pre-finish |
| Light source | NR. 15 x 1.5W CREE "XP-G3" LED |
| Screws | Stainless steel |
| Transformer | Electronic power supply 220/240V 50/60Hz built-in |
| Static weight resistance | Max 5000 Kg |
| Gasket | Silicone rubber |
| Glass | Tempered |
| Cable gland | Double M20 |
| Adjustable | +/- 15 degrees |
| Power cable | 1 mt. neoprene power cable included |
| Gross weight | 5,0 Kg |
| Included | Polypropylene recessing box included |

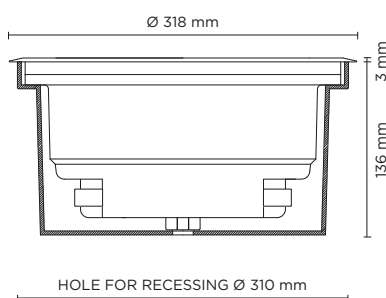







201062

HYDROFLOOR MAXI COMPACT PRO

Round compact ground-recessed luminaire for outdoor installation, Phospho-chromatised and polyester powder coated die-cast copper-free aluminium body and stainless steel AISI 304 frame, tempered safety glass, moulded silicone gasket. Built-in LED driver 220-240V 50-60Hz, with 15 CREE XP-L LED. IP67 rating.



| light source* | light beam options | lumen output (lm) | lumin. efficacy (lm/w) |
|--------------------------|---|-------------------|------------------------|
| 3000°K warm-white | | | |
| high-power led |  10° | 3.680 | 92.00 |
| high-power led |  30° | 3.500 | 87.50 |
| high-power led |  45° * | 3.320 | 83.00 |

* Other light colors available on request: Neutral-white, * 45° On Request

Finish color options:

 Stainless Steel

Technical features



Technical data

| | |
|--------------------------|--|
| Wattage | 40 WATT |
| IP Rating | IP67 |
| IK Rating | IK10 |
| Material | High corrosion resistance die-cast copper-free aluminum body |
| Trim | Stainless steel AISI 304 |
| Coating | Polyester powder coating with phosphochromating pre-finish |
| Light source | NR. 15 CREE "XP-L" LED |
| Screws | Stainless steel |
| Transformer | Electronic power supply 220/240V 50/60Hz built-in |
| Static weight resistance | Max 5000 Kg |
| Gasket | Silicone rubber |
| Glass | Tempered |
| Cable gland | Double M20 |
| Adjustable | +/- 15 degrees |
| Power cable | 1 mt. neoprene power cable included |
| Gross weight | 5,0 Kg |
| Included | Polypropylene recessing box included |

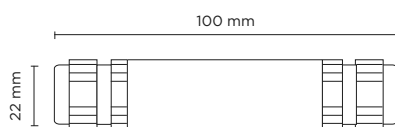






AC005

CONNECT 02 - 2 WAYS



Finish color options:

■ Matt Black

Technical features

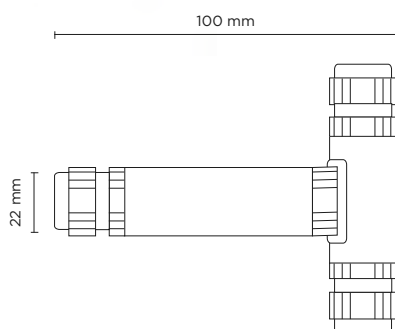


Technical data

| | |
|-----------|---------------|
| IP Rating | IP68 |
| Material | Technopolymer |

AC006

CONNECT 03 - 3 WAYS



Finish color options:

■ Matt Black


Technical features



Technical data

| | |
|-----------|---------------|
| IP Rating | IP68 |
| Material | Technopolymer |





High visual
comfort

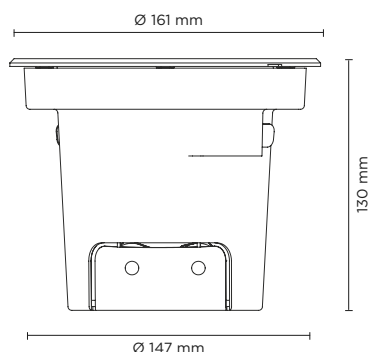
No visible
screws

206001

HYDROFLOOR MINI INVISA

ALL BLACK APPEARANCE.

Round compact ground-recessed luminaire for outdoor installation, Phospho-chromatised and polyester powder coated die-cast copper-free aluminium body and stainless steel AISI 304 frame, tempered safety glass, moulded silicone gasket, non-visible stainless steel screws. Built-in LED driver 220-240V 50-60Hz, with 4 CREE XP-G2 LED + special optics with "invisalight" technology. IP67 rating.



| light source | light beam options | lumen output (lm) | lumin. efficacy (lm/w) |
|-----------------------------|--------------------|-------------------|------------------------|
| 3000°K warm-white | | | |
| high-power led | 15° | 595 | 85.00 |
| high-power led | 35° | 565 | 80.71 |
| high-power led | 55° | 536 | 76.57 |
| 4000°K neutral-white | | | |
| high-power led | 15° | 630 | 90.00 |
| high-power led | 35° | 598 | 85.43 |
| high-power led | 55° | 568 | 81.14 |

Finish color options:

■ Matt Black


■ Stainless Steel
(on request)

Technical features



Technical data

| | |
|--------------------------|--|
| Wattage | 7 WATT |
| IP Rating | IP67 |
| IK Rating | IK10 |
| Material | High corrosion resistance die-cast copper-free aluminum body |
| Coating | Polyester powder coating with phosphochromating pre-finish |
| Trim | Stainless steel AISI 304 |
| Light source | NR. 4 x 1.5W CREE "XP-G2" LED |
| Transformer | Electronic power supply 220/240V 50/60Hz built-in |
| Screws | Stainless steel |
| Optics | Special optics with "invisalight" technology |
| Gasket | Silicone rubber |
| Glass | Tempered |
| Cable gland | Double M20 |
| Static weight resistance | Max 2000 Kg |
| Power cable | 1 mt. neoprene power cable included |
| Gross weight | 2,00 Kg |
| Included | Polypropilene housing for recess included |



Stainless steel finish trim
available on request

Sliding hooking system
for recessing box





High visual
comfort

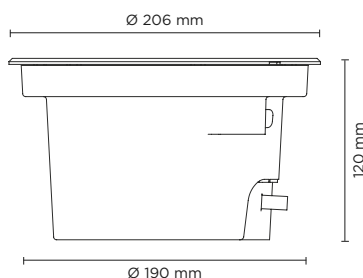
No visible
screws

206002

HYDROFLOOR MEDIUM INVISA

ALL BLACK APPEARANCE.

Round compact ground-recessed luminaire for outdoor installation, Phospho-chromatised and polyester powder coated die-cast copper-free aluminium body and stainless steel AISI 304 frame, tempered safety glass, moulded silicone gasket, non-visible stainless steel screws. Built-in LED driver 220-240V 50-60Hz, with 9 CREE XP-G2 LED + special optics with "invisa-light" technology. IP67 rating.



| light source | light beam options | lumen output (lm) | lumin. efficacy (lm/w) |
|-----------------------------|--------------------|-------------------|------------------------|
| 3000°K warm-white | | | |
| high-power led | 15° | 1.296 | 86.40 |
| high-power led | 35° | 1.231 | 82.07 |
| high-power led | 55° | 1.170 | 78.00 |
| 4000°K neutral-white | | | |
| high-power led | 15° | 1.350 | 90.00 |
| high-power led | 35° | 1.282 | 85.47 |
| high-power led | 55° | 1.218 | 81.20 |

Finish color options:

■ Matt Black

■ Stainless Steel
(on request)

Technical features



Technical data

| | |
|--------------------------|--|
| Wattage | 15 WATT |
| IP Rating | IP67 |
| IK Rating | IK10 |
| Material | High corrosion resistance die-cast copper-free aluminum body |
| Coating | Polyester powder coating with phosphochromating pre-finish |
| Trim | Stainless steel AISI 304 |
| Light source | NR. 9 x 1.5W CREE "XP-G2" LED |
| Transformer | Electronic power supply 220/240V 50/60Hz built-in |
| Screws | Stainless steel |
| Optics | Special optics with "invisa-light" technology |
| Gasket | Silicone rubber |
| Glass | Tempered |
| Cable gland | Double M20 |
| Static weight resistance | Max 5000 Kg |
| Power cable | 1 mt. neoprene power cable included |
| Gross weight | 3,00 Kg |
| Included | Polypropilene housing for recess included |



Stainless steel finish trim
available on request

Sliding hooking system
for recessing box



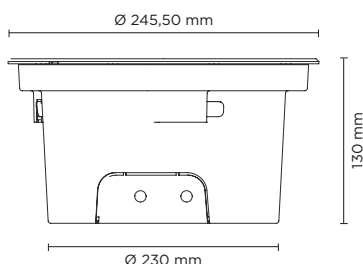


206003

HYDROFLOOR MAXI INVISA

ALL BLACK APPEARANCE.

Round compact ground-recessed luminaire for outdoor installation, Phospho-chromatised and polyester powder coated die-cast copper-free aluminium body and stainless steel AISI 304 frame, tempered safety glass, moulded silicone gasket, non-visible stainless steel screws. Built-in LED driver 220-240V 50-60Hz, with 16 CREE XP-G2 LED + special optics with "invisa-light" technology. IP67 rating.



| light source | light beam options | lumen output (lm) | lumin. efficacy (lm/w) |
|-----------------------------|--------------------|-------------------|------------------------|
| 3000°K warm-white | | | |
| high-power led | 15° | 2.232 | 82.67 |
| high-power led | 35° | 2.120 | 78.52 |
| high-power led | 55° | 2.014 | 74.59 |
| 4000°K neutral-white | | | |
| high-power led | 15° | 2.325 | 86.11 |
| high-power led | 35° | 2.208 | 81.78 |
| high-power led | 55° | 2.098 | 77.69 |

Finish color options:

■ Matt Black

■ Stainless Steel (on request)

Technical features



Technical data

| | |
|--------------------------|--|
| Wattage | 27 WATT |
| IP Rating | IP67 |
| IK Rating | IK10 |
| Material | High corrosion resistance die-cast copper-free aluminum body |
| Coating | Polyester powder coating with phosphochromating pre-finish |
| Trim | Stainless steel AISI 304 |
| Light source | NR. 16 x 1.5W CREE "XP-G2" LED |
| Transformer | Electronic power supply 220/240V 50/60Hz built-in |
| Screws | Stainless steel |
| Optics | Special optics with "invisa-light" technology |
| Gasket | Silicone rubber |
| Glass | Tempered |
| Cable | Double M20 cable gland |
| Static weight resistance | Max 5000 Kg |
| Power cable | 1 mt. neoprene power cable included |
| Gross weight | 4,50 Kg |
| Included | Polypropilene housing for recess included |



Stainless steel finish trim available on request

Sliding hooking system for recessing box





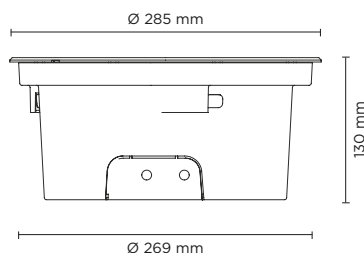


206004

HYDROFLOOR MEGA INVISA

ALL BLACK APPEARANCE.

Round compact ground-recessed luminaire for outdoor installation, Phospho-chromatised and polyester powder coated die-cast copper-free aluminium body and stainless steel AISI 304 frame, tempered safety glass, moulded silicone gasket, non-visible stainless steel screws. Built-in LED driver 220-240V 50-60Hz, with 25 CREE XP-G2 LED + special optics with "invisa-light" technology. IP67 rating.



| light source | light beam options | lumen output (lm) | lumin. efficacy (lm/w) |
|-----------------------------|--------------------|-------------------|------------------------|
| 3000°K warm-white | | | |
| high-power led | 15° | 3.720 | 90.73 |
| high-power led | 35° | 3.534 | 86.19 |
| high-power led | 55° | 3.357 | 81.88 |
| 4000°K neutral-white | | | |
| high-power led | 15° | 3.875 | 94.51 |
| high-power led | 35° | 3.681 | 89.78 |
| high-power led | 55° | 3.497 | 85.29 |

Finish color options:

■ Matt Black


■ Stainless Steel (on request)

Technical features



Technical data


| | |
|--------------------------|--|
| Wattage | 41 WATT |
| IP Rating | IP67 |
| IK Rating | IK10 |
| Material | High corrosion resistance die-cast copper-free aluminum body |
| Coating | Polyester powder coating with phosphochromating pre-finish |
| Trim | Stainless steel AISI 304 |
| Light source | NR. 25 x 1.5W CREE "XP-G2" LED |
| Transformer | Electronic power supply 220/240V 50/60Hz built-in |
| Screws | Stainless steel |
| Optics | Special optics with "invisa-light" technology |
| Gasket | Silicone rubber |
| Glass | Tempered |
| Cable gland | Double M20 cable gland |
| Static weight resistance | Max 5000 Kg |
| Power cable | 1 mt. neoprene power cable included |
| Gross weight | 6,00 Kg |
| Included | Polypropilene housing for recess included |




Stainless steel finish trim available on request

Sliding hooking system for recessing box



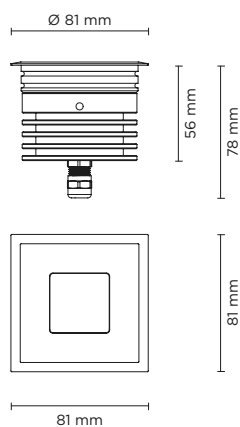




202011

HYDROQUADRO NANO

Square ground-recessed luminaire for outdoor installation, hard anodized black aluminium body and stainless steel AISI 316 front trim, tempered safety glass, moulded silicone gasket. Remote constant current max 700 mA driver needed, with 1 CREE XHP35 HD LED. IP68 rating.



350 mA - LED POWER 5W

| light source | light beam options | lumen output (lm) | lumin. efficacy (lm/w) |
|-----------------------------|--------------------|-------------------|------------------------|
| 3000°K warm-white | | | |
| high-power led | 4° | 510 | 102.00 |
| high-power led | 10° | 489 | 97.80 |
| high-power led | 28° | 474 | 94.80 |
| 4000°K neutral-white | | | |
| high-power led | 4° | 520 | 104.00 |
| high-power led | 10° | 499 | 99.80 |
| high-power led | 28° | 484 | 96.80 |

Finish color options:



Stainless Steel







Technical features









Technical data

| | |
|---------------|-------------------------------------|
| Wattage | Max 10 WATT |
| IP Rating | IP68 |
| IK Rating | IK09 |
| Material | Hard anodized black aluminium body |
| Trim | Stainless steel AISI 316 L |
| Light source | Nr. 1 CREE XHP35 LED |
| Remote driver | Constant current max 700 mA |
| Gasket | Silicone rubber |
| Glass | Tempered |
| Cable gland | M12 |
| Adjustable | +/- 15 degrees |
| Power cable | 1 mt. neoprene power cable included |
| Gross weight | 0,90 Kg |

500 mA - LED POWER 7W

| light source | light beam options | lumen output (lm) | lumin. efficacy (lm/w) |
|-----------------------------|---|-------------------|------------------------|
| 3000°K warm-white | | | |
| high-power led |  4° | 690 | 98.57 |
| high-power led |  10° | 662 | 94.57 |
| high-power led |  28° | 642 | 91.71 |
| 4000°K neutral-white | | | |
| high-power led |  4° | 703 | 100.43 |
| high-power led |  10° | 676 | 96.57 |
| high-power led |  28° | 656 | 93.71 |

700 mA - LED POWER 10W

| light source | light beam options | lumen output (lm) | lumin. efficacy (lm/w) |
|-----------------------------|--|-------------------|------------------------|
| 3000°K warm-white | | | |
| high-power led |  4° | 907 | 90.69 |
| high-power led |  10° | 872 | 87.20 |
| high-power led |  28° | 846 | 84.60 |
| 4000°K neutral-white | | | |
| high-power led |  4° | 930 | 93.00 |
| high-power led |  10° | 890 | 89.00 |
| high-power led |  28° | 863 | 86.30 |

AC057

STANDARD GLARE SHIELD

Glare shield accessory made in hard anodized black aluminum, providing good balance in between glare control and light output.

AC058

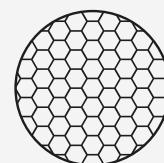
SUPER COMFORT GLARE SHIELD

Glare shield accessory made in hard anodized black aluminum, for applications requiring very reduced glaring; minimal light loss on the light surface but overall lumen output typically reduced by 50%.




OPTIONAL

AC064
HONEYCOMB LOUVER



remote driver selection

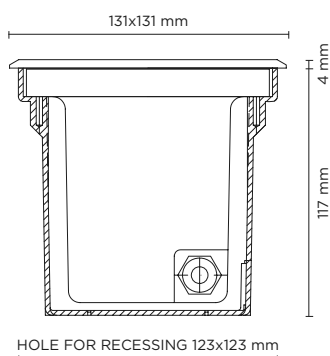
| brand | manufacturer code | type | watt | IP rate | numbers of fixtures |
|-------------|-------------------|------------------------|------|---------|---------------------|
| ALVIT Italy | AL1435S-IP | constant current 350mA | 14W | IP67 | min 1 - max 2 |
| ALVIT Italy | AL1450S-IP | constant current 500mA | 14W | IP67 | 1 |
| ALVIT Italy | AL1470S-IP | constant current 700mA | 14W | IP67 | 1 |
| TCI Italy | 152014/350 | constant current 350mA | 17W | IP68 | min 1 - max 3 |
| TCI Italy | 152014/500 | constant current 500mA | 24W | IP68 | min 1 - max 3 |
| TCI Italy | 152014/700 | constant current 700mA | 30W | IP68 | min 1 - max 3 |



202001


HYDROQUADRO MINI

Square ground-recessed luminaire for outdoor installation, Phospho-chromatised and polyester powder coated die-cast copper-free aluminium body and stainless steel AISI 304 frame, tempered safety glass, moulded silicone gasket. Built-in LED driver 220-240V 50-60Hz, with 3 CREE XP-G3 LED. IP67 rating.



| light source | light beam options | lumen output (lm) | lumin. efficacy (lm/w) |
|-----------------------------|--------------------|-------------------|------------------------|
| 3000°K warm-white | | | |
| high-power led | 10° | 346 | 115.33 |
| high-power led | 30° | 329 | 109.66 |
| high-power led | 45° | 312 | 104.00 |
| 4000°K neutral-white | | | |
| high-power led | 10° | 360 | 120.00 |
| high-power led | 30° | 342 | 114.00 |
| high-power led | 45° | 325 | 108.33 |

Finish color options:


 Stainless Steel


Technical features



Technical data

| | |
|--------------------------|--|
| Wattage | 3 WATT |
| IP Rating | IP67 |
| IK Rating | IK10 |
| Material | High corrosion resistance die-cast copper-free aluminum body |
| Trim | Stainless steel AISI 304 |
| Coating | Polyester powder coating with phosphocromating pre-finish |
| Light source | NR. 3 x 1W CREE "XP-G3" LED |
| Screws | Stainless steel |
| Transformer | Electronic power supply 220/240V 50/60Hz built-in |
| Static weight resistance | Max 5000 Kg |
| Gasket | Silicone rubber |
| Glass | Tempered |
| Cable gland | M20 |
| Adjustable | +/- 15 degrees |
| Power cable | 3 mt. neoprene power cable included |
| Gross weight | 1,25 Kg |
| Included | Polypropylene recessing box included |

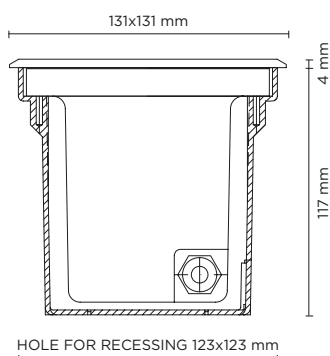




202003P

HYDROQUADRO MINI GU10

Square ground-recessed luminaire for outdoor installation, Phospho-chromatised and polyester powder coated die-cast copper-free aluminium body and stainless steel AISI 304 frame, tempered safety glass, moulded silicone gasket. GU10 LED / halogen. IP67 rating.



Technical features




Technical data


| | |
|-----------------------------|--|
| Wattage | 35 WATT MAX |
| IP Rating | IP67 |
| IK Rating | IK10 |
| Material | High corrosion resistance die-cast copper-free aluminum body |
| Ring | Stainless steel AISI 304 |
| Coating | Polyester powder coating with phosphochromating pre-finish |
| Light source | GU10 base, MAX 35W |
| Screws | Stainless steel |
| Static weight resistance | Max 5000 Kg |
| Gasket | Silicone rubber |
| Glass | Tempered |
| On request | Fully frosted glass available |
| Cable gland | M20 |
| Gross weight | 1,20 Kg |
| Included | Polypropylene recessing box included |

| light source | light color | light beam options |
|--------------------|-------------------|--------------------|
| GU10 LED / HALOGEN | SEE BULB FEATURES | SEE BULB FEATURES |

Finish color options:

 Stainless Steel

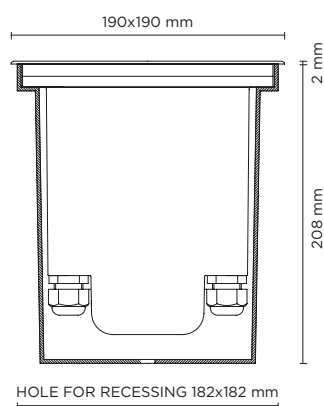




202008


HYDROQUADRO MEDIUM

Square ground-recessed luminaire for outdoor installation, Phospho-chromatised and polyester powder coated die-cast copper-free aluminium body and stainless steel AISI 304 frame, tempered safety glass, moulded silicone gasket. Built-in LED driver 220-240V 50-60Hz, with 9 CREE XP-G3 LED. IP67 rating.



| light source | light beam options | lumen output (lm) | lumin. efficacy (lm/w) |
|-----------------------------|--------------------|-------------------|------------------------|
| 3000°K warm-white | | | |
| high-power led | 10° | 1.296 | 92.57 |
| high-power led | 30° | 1.231 | 87.93 |
| high-power led | 45° | 1.170 | 83.57 |
| 4000°K neutral-white | | | |
| high-power led | 10° | 1.350 | 96.43 |
| high-power led | 30° | 1.283 | 91.65 |
| high-power led | 45° | 1.219 | 87.07 |

Finish color options:

 Stainless Steel


Technical features




Technical data

| | |
|--------------------------|--|
| Wattage | 14 WATT |
| IP Rating | IP67 |
| IK Rating | IK10 |
| Material | High corrosion resistance die-cast copper-free aluminum body |
| Trim | Stainless steel AISI 304 |
| Coating | Polyester powder coating with phosphochromating pre-finish |
| Light source | NR. 9 x 1.5W CREE "XP-G3" LED |
| Screws | Stainless steel |
| Transformer | Electronic power supply 220/240V 50/60Hz built-in |
| Static weight resistance | Max 5000 Kg |
| Gasket | Silicone rubber |
| Glass | Tempered |
| Cable gland | Double M20 |
| Adjustable | +/- 15 degrees |
| Power cable | 1 mt. neoprene power cable included |
| Gross weight | 2,80 Kg |
| Included | Polypropilene recessing box included |



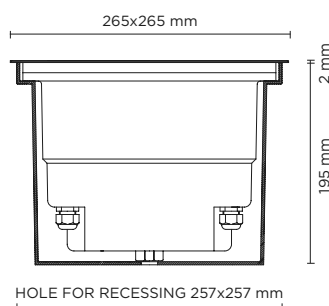




202009

HYDROQUADRO MAXI

Square ground-recessed luminaire for outdoor installation, Phospho-chromatised and polyester powder coated die-cast copper-free aluminium body and stainless steel AISI 304 frame, tempered safety glass, moulded silicone gasket. Built-in LED driver 220-240V 50-60Hz, with 16 CREE XP-G3 LED. IP67 rating.



| light source | light beam options | lumen output (lm) | lumin. efficacy (lm/w) |
|-----------------------------|--------------------|-------------------|------------------------|
| 3000°K warm-white | | | |
| high-power led | 10° | 2.304 | 96.00 |
| high-power led | 30° | 2.189 | 91.21 |
| high-power led | 45° | 2.080 | 86.67 |
| 4000°K neutral-white | | | |
| high-power led | 10° | 2.400 | 100.00 |
| high-power led | 30° | 2.280 | 95.00 |
| high-power led | 45° | 2.166 | 90.25 |

Finish color options:

 Stainless Steel


Technical features



Technical data

| | |
|--------------------------|--|
| Wattage | 24 WATT |
| IP Rating | IP67 |
| IK Rating | IK10 |
| Material | High corrosion resistance die-cast copper-free aluminum body |
| Trim | Stainless steel AISI 304 |
| Coating | Polyester powder coating with phosphochromating pre-finish |
| Light source | NR. 16 x 1.5W CREE "XP-G3" LED |
| Screws | Stainless steel |
| Transformer | Electronic power supply 220/240V 50/60Hz built-in |
| Static weight resistance | Max 5000 Kg |
| Gasket | Silicone rubber |
| Glass | Tempered |
| Cable gland | Double M20 |
| Adjustable | +/- 15 degrees |
| Power cable | 1 mt. neoprene power cable included |
| Gross weight | 5,70 Kg |
| Included | Polypropilene recessing box included |

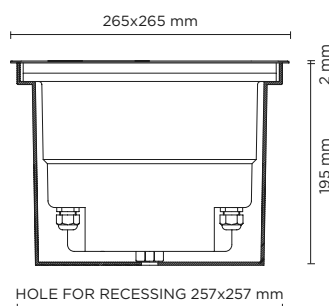




202010

HYDROQUADRO MAXI PRO


Square ground-recessed luminaire for outdoor installation, Phospho-chromatised and polyester powder coated die-cast copper-free aluminium body and stainless steel AISI 304 frame, tempered safety glass, moulded silicone gasket. Built-in LED driver 220-240V 50-60Hz, with 16 CREE XP-L LED. IP67 rating.



| light source* | light beam options | lumen output (lm) | lumin. efficacy (lm/w) |
|--------------------------|--------------------|-------------------|------------------------|
| 3000°K warm-white | | | |
| high-power led | 10° | 3.920 | 89.10 |
| high-power led | 30° | 3.720 | 84.55 |
| high-power led | 45° | 3.540 | 80.45 |

* Other light colors available on request: Neutral-white

Finish color options:

 Stainless Steel

Technical features



Technical data

| | |
|--------------------------|--|
| Wattage | 44 WATT |
| IP Rating | IP67 |
| IK Rating | IK10 |
| Material | High corrosion resistance die-cast copper-free aluminum body |
| Trim | Stainless steel AISI 304 |
| Coating | Polyester powder coating with phosphochromating pre-finish |
| Light source | NR. 16 CREE "XP-L" LED |
| Screws | Stainless steel |
| Transformer | Electronic power supply 220/240V 50/60Hz built-in |
| Static weight resistance | Max 5000 Kg |
| Gasket | Silicone rubber |
| Glass | Tempered |
| Cable gland | Double M20 |
| Adjustable | +/- 15 degrees |
| Power cable | 1 mt. neoprene power cable included |
| Gross weight | 5,70 Kg |
| Included | Polypropilene recessing box included |

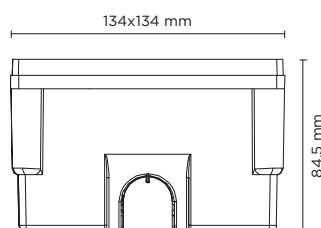




205001

HYDROFLOOR VETRO MEDIUM SQUARE

Square ground-recessed trimless uplight for outdoor installation, phospho-chromatised and polyester powder coated die-cast copper-free aluminium body, tempered safety glass, moulded silicone gasket. Built-in LED driver 220-240V 50-60Hz, with 5 CREE XP-G3 LED. IP67 rating.



| light source | light beam options | lumen output (lm) | lumin. efficacy (lm/w) |
|-----------------------------|--------------------|-------------------|------------------------|
| 3000°K warm-white | | | |
| high-power led | 10° | 720 | 90.00 |
| high-power led | 30° | 684 | 85.50 |
| high-power led | 45° | 650 | 81.25 |
| 4000°K neutral-white | | | |
| high-power led | 10° | 750 | 93.75 |
| high-power led | 30° | 713 | 89.13 |
| high-power led | 45° | 677 | 84.63 |

Finish color options:

☐ Glass

Technical features



Technical data

| | |
|--------------------------|--|
| Wattage | 8 WATT |
| IP Rating | IP67 |
| IK Rating | IK10 |
| Material | High corrosion resistance die-cast copper-free aluminum body |
| Coating | Polyester powder coating with phosphocromating pre-finish |
| Light source | NR. 5 x 1.5W CREE "XP-G3" LED |
| Screws | Stainless steel |
| Transformer | Electronic power supply 220/240V 50/60Hz built-in |
| Static weight resistance | Max 5000 Kg |
| Gasket | Silicone rubber |
| Glass | Tempered |
| Cable gland | PG9 |
| Power cable | 1 mt. neoprene power cable included |
| Gross weight | 1,40 Kg |
| Included | Polypropilene recessing box included |

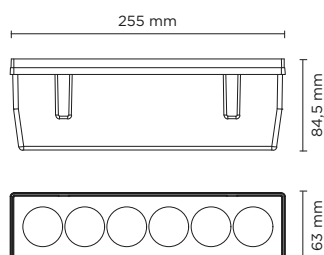










205002

HYDROFLOOR VETRO LINEAR

Linear ground-recessed trimless uplight for outdoor installation, phospho-chromatised and polyester powder coated die-cast copper-free aluminium body, tempered safety glass, moulded silicone gasket. Built-in LED driver 220-240V 50-60Hz, with 6 CREE XP-G3 LED. IP67 rating.



| light source | light beam options | lumen output (lm) | lumin. efficacy (lm/w) |
|-----------------------------|---|-------------------|------------------------|
| 3000°K warm-white | | | |
| high-power led |  10° | 900 | 90.00 |
| high-power led |  30° | 855 | 85.50 |
| high-power led |  45° | 812 | 81.20 |
| 4000°K neutral-white | | | |
| high-power led |  10° | 940 | 94.00 |
| high-power led |  30° | 893 | 89.30 |
| high-power led |  45° | 848 | 84.80 |

Finish color options:

☐ Glass

Technical features




Technical data

| | |
|--------------------------|--|
| Wattage | 10 WATT |
| IP Rating | IP67 |
| IK Rating | IK10 |
| Material | High corrosion resistance die-cast copper-free aluminum body |
| Coating | Polyester powder coating with phosphochromating pre-finish |
| Light source | NR. 6 x 1.5W CREE "XP-G3" LED |
| Screws | Stainless steel |
| Transformer | Electronic power supply 220/240V 50/60Hz built-in |
| Static weight resistance | Max 5000 Kg |
| Gasket | Silicone rubber |
| Glass | Tempered |
| Cable gland | PG9 |
| Power cable | 1 mt. neoprene power cable included |
| Gross weight | 1,40 Kg |
| Included | Polypropylene recessing box included |





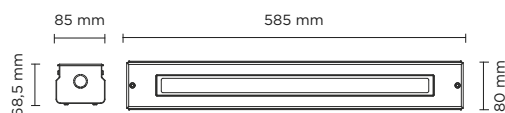




203005

LINE SLIGHT 17

Linear ground-recessed luminaire for outdoor installation, length 585mm, Phospho-chromatised and polyester powder coated extruded copper-free aluminium body and stainless steel AISI 304 frame, tempered safety glass, moulded silicone gaskets, stainless steel recessing sleeve. Special optics with "invisa-light" technology. Built-in LED driver 220-240V 50-60Hz, with 17 CREE XP-G2 LED. IP67 rating.



MINIATURIZED

STANDARD
HYDROLINE

HYDROLINE
SLIGHT



| light source | light beam options | light beam options | lumen output (lm) | lumin. efficacy (lm/w) |
|-----------------------------|--------------------|--------------------|-------------------|------------------------|
| 3000°K warm-white | | | | |
| high-power led | | 15° | 1.896 | 90.3 |
| high-power led | | 35° | 1.802 | 85.82 |
| high-power led | | 55° | 1.712 | 81.52 |
| 4000°K neutral-white | | | | |
| high-power led | | 15° | 1.976 | 94.11 |
| high-power led | | 35° | 1.877 | 89.39 |
| high-power led | | 55° | 1.783 | 84.90 |

Finish color options:

Stainless Steel

Technical features

IP67

IK09

CE

5 YEARS

5000


DALI

Technical data

| | |
|--------------------------|--|
| Wattage | 21 WATT |
| IP Rating | IP67 |
| IK Rating | IK09 |
| Material | High corrosion resistance extruded copper-free aluminum body |
| Trim | Stainless steel AISI 304 |
| Coating | Polyester powder coating with phosphochromating pre-finish |
| Light source | NR. 17 x 1 W CREE "XP-G2" LED |
| Optics | Special optics with "invisa-light" technology |
| Screws | Stainless steel |
| Recessing sleeve | Stainless steel |
| Transformer | Electronic power supply 220/240V 50/60Hz built-in |
| Static weight resistance | Max 5000 Kg |
| Gasket | Silicone rubber |
| Glass | Tempered |
| Cable gland | Double M20 |
| Power cable | 1 mt. neoprene power cable included |
| Gross weight | 4,00 Kg |




High visual
comfort







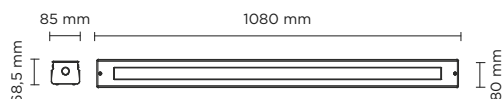




203006

LINE SLIGHT 35

Linear ground-recessed luminaire for outdoor installation, length 1.080mm, Phosphochromatised and polyester powder coated extruded copper-free aluminium body and stainless steel AISI 304 frame, tempered safety glass, moulded silicone gaskets, stainless steel recessing sleeve. Special optics with "invisa-light" technology. Built-in LED driver 220-240V 50-60Hz, with 35 CREE XP-G2 LED. IP67 rating.









MINIATURIZED

STANDARD
HYDROLINE

HYDROLINE
SLIGHT



| light source | light beam options | | lumen output (lm) | lumin. efficacy (lm/w) |
|-----------------------------|---|-----|-------------------|------------------------|
| 3000°K warm-white | | | | |
| high-power led |  | 15° | 3.502 | 89.79 |
| high-power led |  | 35° | 3.326 | 85.29 |
| high-power led |  | 55° | 3.160 | 81.02 |
| 4000°K neutral-white | | | | |
| high-power led |  | 15° | 3.648 | 93.54 |
| high-power led |  | 35° | 3.465 | 88.86 |
| high-power led |  | 55° | 3.283 | 84.18 |

Finish color options:

 Stainless Steel

Technical features

IP67

IK09

CE

5 YEARS



 5000

DALI

Technical data

| | |
|--------------------------|--|
| Wattage | 39 WATT |
| IP Rating | IP67 |
| IK Rating | IK09 |
| Material | High corrosion resistance extruded copper-free aluminum body |
| Trim | Stainless steel AISI 304 |
| Coating | Polyester powder coating with phosphocromating pre-finish |
| Light source | NR. 35 x 1 W CREE "XP-G2" LED |
| Optics | Special optics with "invisa-light" technology |
| Screws | Stainless steel |
| Recessing sleeve | Stainless steel |
| Transformer | Electronic power supply 220/240V 50/60Hz built-in |
| Static weight resistance | Max 5000 Kg |
| Gasket | Silicone rubber |
| Glass | Tempered |
| Cable gland | Double M20 |
| Power cable | 1 mt. neoprene power cable included |
| Gross weight | 7,00 Kg |



High visual comfort



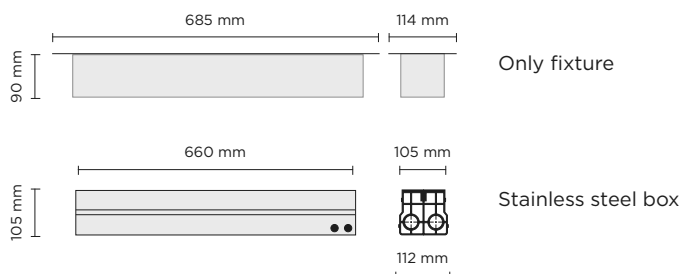




203003


LINE 13

Linear ground-recessed luminaire for outdoor installation, length 685mm, Phosphochromatised and polyester powder coated extruded copper-free aluminium body and stainless steel AISI 304 frame, tempered safety glass, moulded silicone gasket. Built-in LED driver 220-240V 50-60Hz, with 13 CREE XP-G3 LED. IP67 rating.



| light source | light beam options | lumen output (lm) | lumin. efficacy (lm/w) |
|-----------------------------|------------------------|-------------------|------------------------|
| 3000°K warm-white | | | |
| high-power led | 10° | 1.872 | 96.00 |
| high-power led | 30° | 1.779 | 91.25 |
| high-power led | 45° | 1.690 | 86.67 |
| high-power led | Asymmetric Wall-Washer | 1.779 | 91.25 |
| 4000°K neutral-white | | | |
| high-power led | 10° | 1.950 | 100.00 |
| high-power led | 30° | 1.853 | 95.00 |
| high-power led | 45° | 1.760 | 90.25 |
| high-power led | Asymmetric Wall-Washer | 1.853 | 95.00 |

Finish color options:

 Stainless Steel

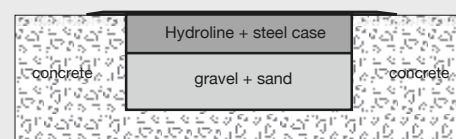
Technical features



Technical data

| | |
|--------------------------|--|
| Wattage | 19,5 WATT |
| IP Rating | IP67 |
| IK Rating | IK10 |
| Material | High corrosion resistance extruded copper-free aluminum body |
| Trim | Stainless steel AISI 304 |
| Coating | Polyester powder coating with phosphochromating pre-finish |
| Light source | NR. 13 x 1.5W CREE "XP-G3" LED |
| Special optics | "invisa-light" technology |
| Screws | Stainless steel |
| Recessing sleeve | Stainless steel |
| Transformer | Electronic power supply 220/240V 50/60Hz built-in |
| Static weight resistance | Max 5000 Kg |
| Gasket | Silicone rubber |
| Glass | Tempered |
| Cable gland | Double PG13.5 |
| Power cable | 1 mt. neoprene power cable included |
| Gross weight | 7,00 Kg |

When installing Hydroline, a "drainage bed" of at least 20 centimeters has to be observed under the stainless steel recessing box (gravel and sand)

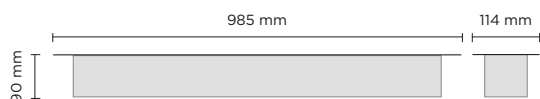




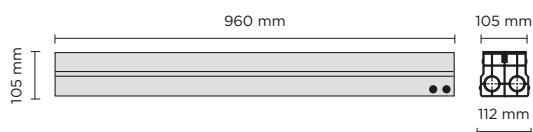
203004

LINE 21

Linear ground-recessed luminaire for outdoor installation, length 985mm, Phospho-chromatised and polyester powder coated extruded copper-free aluminium body and stainless steel AISI 304 frame, tempered safety glass, moulded silicone gasket. Built-in LED driver 220-240V 50-60Hz, with 21 CREE XP-G3 LED. IP67 rating.



Only fixture



Stainless steel box

| light source | light beam options | lumen output (lm) | lumin. efficacy (lm/w) |
|-----------------------------|------------------------|-------------------|------------------------|
| 3000°K warm-white | | | |
| high-power led | 10° | 3.024 | 96.00 |
| high-power led | 30° | 2.873 | 91.25 |
| high-power led | 45° | 2.729 | 86.67 |
| high-power led | Asymmetric Wall-Washer | 2.873 | 91.25 |
| 4000°K neutral-white | | | |
| high-power led | 10° | 3.150 | 100.00 |
| high-power led | 30° | 2.993 | 95.00 |
| high-power led | 45° | 2.843 | 90.25 |
| high-power led | Asymmetric Wall-Washer | 2.993 | 95.00 |

Finish color options:



Stainless Steel

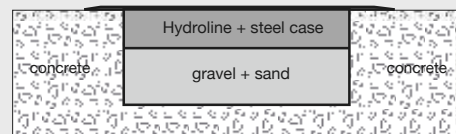
Technical features



Technical data

| | |
|--------------------------|--|
| Wattage | 31,5 WATT |
| IP Rating | IP67 |
| IK Rating | IK10 |
| Material | High corrosion resistance extruded copper-free aluminum body |
| Trim | Stainless steel AISI 304 |
| Coating | Polyester powder coating with phosphochromating pre-finish |
| Light source | NR. 21 x 1.5W CREE "XP-G3" LED |
| Special optics | "invisa-light" technology |
| Screws | Stainless steel |
| Recessing sleeve | Stainless steel |
| Transformer | Electronic power supply 220/240V 50/60Hz built-in |
| Static weight resistance | Max 5000 Kg |
| Gasket | Silicone rubber |
| Glass | Tempered |
| Cable gland | Double PG13.5 |
| Power cable | 1 mt. neoprene power cable included |
| Gross weight | 10,00 Kg |

When installing Hydroline, a "drainage bed" of at least 20 centimeters has to be observed under the stainless steel recessing box (gravel and sand)

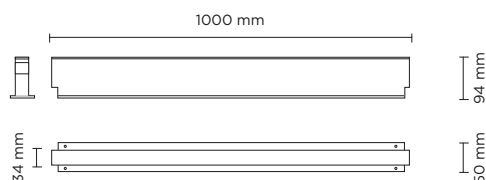




204003

LINE VETRO SLIM

Linear slim ground-recessed luminaire for outdoor installation, length 1.000mm, anodized extruded aluminum body, opal resin diffuser, anodized aluminum housing for recess. 24V DC remote driver needed, Low power 72 Epistar SMD5050 LED. IP67 rating.



| light source | light beam options | lumen output (lm) | lumin. efficacy (lm/w) |
|--------------------------|--------------------|-------------------|------------------------|
| 3000°K warm-white | | | |
| SMD 5050 LED | 90° | 300 | 20.00 |

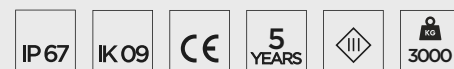
Finish color options:

☐ Opal

remote driver selection

| brand | manufacturer code | type | watt | IP rate | numbers of fixtures |
|----------|-------------------|-------------------------|------|---------|---------------------|
| Meanwell | LPV-20-24 | constant voltage 24V DC | 20W | IP67 | 1 |
| Meanwell | LPV-35-24 | constant voltage 24V DC | 35W | IP67 | min 1 - max 2 |
| Meanwell | LPV-60-24 | constant voltage 24V DC | 60W | IP67 | min 1 - max 3 |
| Meanwell | LPV-100-24 | constant voltage 24V DC | 100W | IP67 | min 1 - max 5 |

Technical features



Technical data

| | |
|--------------------------|--|
| Wattage | 15 WATT |
| IP Rating | IP67 |
| IK Rating | IK09 |
| Material | High corrosion resistance extruded copper-free aluminum body |
| Light source | NR. 72 x Epistar SMD5050 LED |
| Screws | Stainless steel |
| Housing | Anodized aluminum |
| Remote driver | 24V DC Needed |
| Static weight resistance | Max 3000 Kg |
| Diffuser | Opal resin |
| Power cable | Double 0.5 mt. neoprene power cable included, supplied with male/female quick coupling for in-line installation. |
| Gross weight | 4,20 Kg |



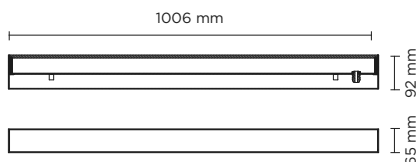






204001

LINE VETRO

Linear ground-recessed luminaire for outdoor installation, length 1.000mm, anodized extruded aluminium body, tempered safety glass, moulded silicone gaskets, stainless steel housing for recess. 24V remote driver needed, Low power EPISTAR SMD3528 LED. IP67 rating.



| light source | light beam options | lumen output (lm) | lumin. efficacy (lm/w) |
|--------------------------|--|-------------------|------------------------|
| 3000°K warm-white | | | |
| SMD 3528 LED |  100° | 480 | 40.00 |
| 4000°K warm-white | | | |
| SMD 3528 LED |  100° | 500 | 40.00 |

Finish color options:

☐ Opal Glass

remote driver selection

| brand | manufacturer code | type | watt | IP rate | numbers of fixtures |
|----------|-------------------|-------------------------|------|---------|---------------------|
| Meanwell | LPV-20-24 | constant voltage 24V DC | 20W | IP67 | 1 |
| Meanwell | LPV-35-24 | constant voltage 24V DC | 35W | IP67 | min 1 - max 2 |
| Meanwell | LPV-60-24 | constant voltage 24V DC | 60W | IP67 | min 1 - max 4 |
| Meanwell | LPV-100-24 | constant voltage 24V DC | 100W | IP67 | min 1 - max 7 |

Technical features




Technical data

| | |
|--------------------------|--|
| Wattage | 12 WATT |
| IP Rating | IP67 |
| IK Rating | IK09 |
| Material | High corrosion resistance extruded copper-free aluminum body |
| Coating | Polyester powder coating with phosphocromating pre-finish |
| Light source | EPISTAR SMD3528 LED |
| Screws | Stainless steel |
| Housing | Stainless steel for recess included |
| Driver | 24V DC Remote driver needed |
| Static weight resistance | Max 3000 Kg |
| Glass | Tempered |
| Power cable | 1 mt. neoprene power cable included. |
| Gross weight | 5,00 Kg |



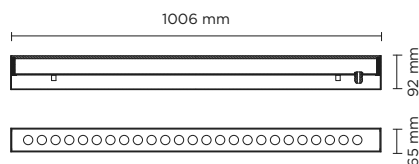










204002

LINE VETRO

Linear ground-recessed luminaire for outdoor installation, length 1.000mm, anodized extruded aluminium body, tempered safety glass, moulded silicone gaskets, stainless steel housing for recess. 350/500mA remote driver needed, with 25 CREE XP-G3 LED. IP67 rating.



| light source | light beam options | | lumen output (lm) | lumin. efficacy (lm/w) |
|----------------------|---|-----|-------------------|------------------------|
| 3000°K warm-white | | | | |
| high-power led |  | 10° | 3.600 | 96.00 |
| high-power led |  | 30° | 3.420 | 91.25 |
| high-power led |  | 45° | 3.249 | 86.67 |
| high-power led | Asymmetric Wall-Washer | | 3.420 | 91.25 |
| 4000°K neutral-white | | | | |
| high-power led |  | 10° | 3.750 | 100.00 |
| high-power led |  | 30° | 3.563 | 95.00 |
| high-power led |  | 45° | 3.385 | 90.25 |
| high-power led | Asymmetric Wall-Washer | | 3.563 | 95.00 |

Finish color options:

☐ Glass

remote driver selection

| brand | manufacturer code | type | watt | IP rate | numbers of fixtures |
|-----------|-------------------|----------------------------------|-----------|---------|---------------------|
| TCI Italy | 122210 | constant current 350 MA / 500 MA | 40W - 56W | IP20 | 1 |
| Tridonic | 87500329 | constant current 500 MA | 65W | IP67 | 1 |
| Tridonic | 87500335 | constant current 500 MA | 150W | IP67 | min 2 - max 4 |


Technical features




Technical data

| | |
|--------------------------|--|
| Wattage | 37 WATT |
| IP Rating | IP67 |
| IK Rating | IK09 |
| Material | High corrosion resistance extruded copper-free aluminum body |
| Coating | Polyester powder coating with phosphochromating pre-finish |
| Light source | N. 25 CREE XP-G3 LED |
| Screws | Stainless steel |
| Housing | Stainless steel for recess included |
| Driver | 350/500 MA Remote driver needed |
| Static weight resistance | Max 3000 Kg |
| Glass | Tempered |
| Power cable | 1 mt. neoprene power cable included. |
| Gross weight | 5,10 Kg |







UNDERWATER

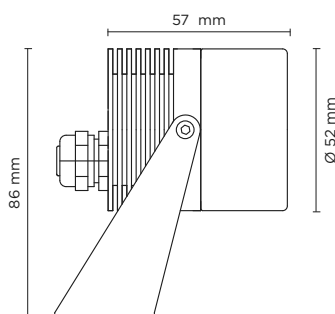
| luminaire | lumen package | page |
|-----------------------------|---------------|------|
| 301000 SCUBA | 130 - 750 | 204 |
| 303000 POOL | 415 - 2.900 | 210 |
| 305000 DIVE | 607 - 1.478 | 216 |
| 306000 HYDROFLEX UNDERWATER | 750 - 3.000 | 220 |



301001

SCUBA MICRO

Small underwater projector, surface mounted, completely made in stainless steel AISI 316L, silicone o-rings, 350/500mA remote driver needed, with 1 CREE XP-G3 LED. IP 68 rating.



| light source | light beam options | lumen output (lm) | lumin. efficacy (lm/w) |
|-----------------------------|--------------------|-------------------|------------------------|
| 3000°K warm-white | | | |
| high-power led | 10° | 144 | 96.00 |
| high-power led | 30° | 137 | 91.34 |
| high-power led | 45° | 130 | 86.67 |
| 4000°K neutral-white | | | |
| high-power led | 10° | 150 | 100.00 |
| high-power led | 30° | 143 | 95.34 |
| high-power led | 45° | 136 | 90.67 |

Finish color options:

☒ Stainless Steel

remote driver selection

| brand | manufacturer code | type | watt | IP rate | numbers of fixtures |
|-----------|-------------------|---------------------------------|-----------|---------|---------------------|
| TCI Italy | 122086 | constant current 350 MA | 4W | IP20 | min 1 - max 2 |
| TCI Italy | 122204 | constant current 350 MA/ 500 MA | 25W - 35W | IP20 | min 1 - max 16 |
| Meanwell | LPC-20-350 | constant current 350 MA | 16.8W | IP67 | min 4 - max 12 |
| Meanwell | LPC-20-700 | constant current 700 MA | 21W | IP67 | min 4 - max 8 |
| Meanwell | LPF-25-48 | constant current 530 MA | 25W | IP67 | min 10 - max 16 |

Technical features



Technical data

| | |
|--------------------|--|
| Wattage | 1,5 WATT |
| IP Rating | IP68 - 3 METERS DEPTH |
| IK Rating | IK08 |
| Material | Completely made in stainless steel AISI 316 L marine grade |
| Trim | Stainless steel AISI 316 L marine grade |
| Light source | NR. 1 x 1W CREE "XP-G3" LED |
| Screws | Stainless steel |
| Remote driver | 350/500 mA NEEDED |
| Gasket | Silicone rubber |
| Glass | Tempered |
| Cable gland | M12 made in stainless steel AISI 316 |
| Power cable | 8 mt. neoprene power cable included |
| Adjustable through | 200° |
| Gross weight | 1,50 Kg |

AC 024 - SPIKE FOR SCUBA MICRO/MINI

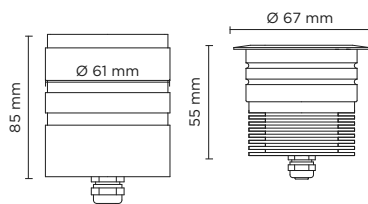




301002

SCUBA MICRO RECESS

Small underwater luminaire, wall-recessed, completely made in stainless steel AISI 316L, silicone o-rings, acetal resin housing for recess. 350/500mA remote driver needed, with 1 CREE XP-G3 LED. IP 68 rating.



| light source | light beam options | lumen output (lm) | lumin. efficacy (lm/w) |
|-----------------------------|--------------------|-------------------|------------------------|
| 3000°K warm-white | | | |
| high-power led | 10° | 144 | 96.00 |
| high-power led | 30° | 137 | 91.34 |
| high-power led | 45° | 130 | 86.67 |
| 4000°K neutral-white | | | |
| high-power led | 10° | 150 | 100.00 |
| high-power led | 30° | 143 | 95.34 |
| high-power led | 45° | 136 | 90.67 |

Finish color options:

 Stainless Steel

remote driver selection


| brand | manufacturer code | type | watt | IP rate | numbers of fixtures |
|-----------|-------------------|---------------------------------|-----------|---------|---------------------|
| TCI Italy | 122086 | constant current 350 MA | 4W | IP20 | min 1 - max 2 |
| TCI Italy | 122204 | constant current 350 MA/ 500 MA | 25W - 35W | IP20 | min 1 - max 16 |
| Meanwell | LPC-20-350 | constant current 350 MA | 16.8W | IP67 | min 4 - max 12 |
| Meanwell | LPC-20-700 | constant current 700 MA | 21W | IP67 | min 4 - max 8 |
| Meanwell | LPF-25-48 | constant current 530 MA | 25W | IP67 | min 10 - max 16 |

Technical features



Technical data

| | |
|----------------|--|
| Wattage | 1,5 WATT |
| IP Rating | IP68 - 3 METERS DEPTH |
| IK Rating | IK08 |
| Material | Completely made in stainless steel AISI 316 L marine grade |
| Trim | Stainless steel AISI 316 L marine grade |
| Light source | NR. 1 x 1.5W CREE "XP-G3" LED |
| Screws | Stainless steel |
| Remote driver | 350/500 mA NEEDED |
| Gasket | Silicone rubber |
| Recess housing | made in acetal resin |
| Glass | Tempered |
| Cable gland | M12 made in stainless steel AISI 316 |
| Power cable | 8 mt. neoprene power cable included |
| Cable sheath | made in PVC |
| Gross weight | 1,50 Kg |

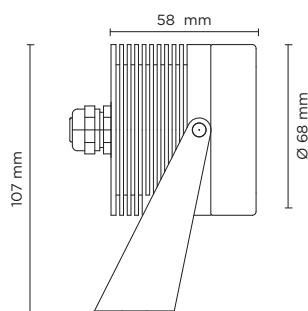




301003

SCUBA MINI

Small underwater projector, surface mounted, completely made in stainless steel AISI 316L, silicone o-rings, 350/500mA remote driver needed, with 4 CREE XP-G3 LED. IP 68 rating.



| light source | light beam options | lumen output (lm) | lumin. efficacy (lm/w) |
|-----------------------------|--------------------|-------------------|------------------------|
| 3000°K warm-white | | | |
| high-power led | 10° | 576 | 96.00 |
| high-power led | 30° | 548 | 91.34 |
| 4000°K neutral-white | | | |
| high-power led | 10° | 600 | 100.00 |
| high-power led | 30° | 570 | 95.00 |

Finish color options:

 Stainless Steel

remote driver selection

| brand | manufacturer code | type | watt | IP rate | numbers of fixtures |
|-----------|-------------------|---------------------------------|-----------|---------|---------------------|
| TCI Italy | 122356 | constant current 500 MA | 12W | IP20 | 1 |
| TCI Italy | 122204 | constant current 350 MA/ 500 MA | 25W - 35W | IP20 | min 1 - max 4 |
| Meanwell | LPC-20-350 | constant current 350 MA | 16.8W | IP67 | min 1 - max 2 |
| Meanwell | LPC-20-700 | constant current 700 MA | 21W | IP67 | min 1 - max 2 |
| Meanwell | LPF-25-48 | constant current 530 MA | 25W | IP67 | min 3 - max 4 |


Technical features



Technical data

| | |
|--------------------|--|
| Wattage | 6 WATT |
| IP Rating | IP68 - 3 METERS DEPTH |
| IK Rating | IK08 |
| Material | Completely made in stainless steel AISI 316 L marine grade |
| Trim | Stainless steel AISI 316 L marine grade |
| Light source | NR. 4 x 1.5W CREE "XP-G3" LED |
| Screws | Stainless steel |
| Remote driver | 350/500 mA NEEDED |
| Gasket | Silicone rubber |
| Glass | Tempered |
| Cable gland | M12 made in stainless steel AISI 316 |
| Power cable | 8 mt. neoprene power cable included |
| Adjustable through | 200° |
| Gross weight | 2,00 Kg |

AC 024 - SPIKE FOR SCUBA MICRO/MINI

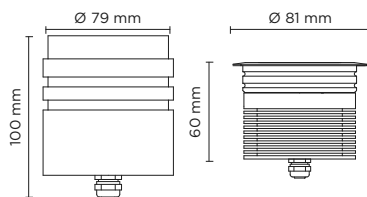




301004


SCUBA MINI RECESS

Small underwater luminaire, wall-recessed, completely made in stainless steel AISI 316L, silicone o-rings, acetal resin housing for recess. 350/500mA remote driver needed, with 4 CREE XP-G3 LED. IP 68 rating.



| light source | light beam options | lumen output (lm) | lumin. efficacy (lm/w) |
|-----------------------------|--------------------|-------------------|------------------------|
| 3000°K warm-white | | | |
| high-power led | 10° | 576 | 96.00 |
| high-power led | 30° | 548 | 91.34 |
| 4000°K neutral-white | | | |
| high-power led | 10° | 600 | 100.00 |
| high-power led | 30° | 570 | 95.00 |

Finish color options:

 Stainless Steel

remote driver selection


| brand | manufacturer code | type | watt | IP rate | numbers of fixtures |
|-----------|-------------------|---------------------------------|-----------|---------|---------------------|
| TCI Italy | 122356 | constant current 500 MA | 12W | IP20 | 1 |
| TCI Italy | 122204 | constant current 350 MA/ 500 MA | 25W - 35W | IP20 | min 1 - max 4 |
| Meanwell | LPC-20-350 | constant current 350 MA | 16.8W | IP67 | min 1 - max 2 |
| Meanwell | LPC-20-700 | constant current 700 MA | 21W | IP67 | min 1 - max 2 |
| Meanwell | LPF-25-48 | constant current 530 MA | 25W | IP67 | min 3 - max 4 |

Technical features



Technical data

| | |
|----------------|--|
| Wattage | 6 WATT |
| IP Rating | IP68 - 3 METERS DEPTH |
| IK Rating | IK08 |
| Material | Completely made in stainless steel AISI 316 L marine grade |
| Trim | Stainless steel AISI 316 L marine grade |
| Light source | NR. 4 x 1.5W CREE "XP-G3" LED |
| Screws | Stainless steel |
| Remote driver | 350/500 mA NEEDED |
| Gasket | Silicone rubber |
| Recess housing | made in acetal resin |
| Glass | Tempered |
| Cable gland | M12 made in stainless steel AISI 316 |
| Power cable | 8 mt. neoprene power cable included |
| Cable sheath | made in PVC |
| Gross weight | 2,00 Kg |

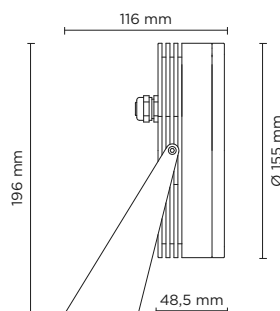




301005


SCUBA MEDIUM

Underwater projector, surface mounted, completely made in stainless steel AISI 316L, silicone o-rings, 350/500mA remote driver needed, with 5 CREE XP-G3 LED. IP 68 rating.



| light source | light beam options | lumen output (lm) | lumin. efficacy (lm/w) |
|-----------------------------|--------------------|-------------------|------------------------|
| 3000°K warm-white | | | |
| high-power led | 10° | 720 | 90.00 |
| high-power led | 30° | 684 | 85.50 |
| high-power led | 45° | 650 | 81.25 |
| 4000°K neutral-white | | | |
| high-power led | 10° | 750 | 93.75 |
| high-power led | 30° | 713 | 89.13 |
| high-power led | 45° | 677 | 84.63 |

Finish color options:

 Stainless Steel

remote driver selection

| brand | manufacturer code | type | watt | IP rate | numbers of fixtures |
|-----------|-------------------|---------------------------------|-----------|---------|---------------------|
| TCI Italy | 122356 | constant current 500 MA | 12W | IP20 | 1 |
| TCI Italy | 122204 | constant current 350 MA/ 500 MA | 25W - 35W | IP20 | min 1 - max 3 |
| Meanwell | LPC-20-350 | constant current 350 MA | 16.8W | IP67 | min 1 - max 2 |
| Meanwell | LPC-20-700 | constant current 700 MA | 21W | IP67 | min 1 - max 2 |
| Meanwell | LPF-25-48 | constant current 530 MA | 25W | IP67 | min 3 - max 3 |

Technical features



Technical data

| | |
|--------------------|--|
| Wattage | 8 WATT |
| IP Rating | IP68 - 3 METERS DEPTH |
| IK Rating | IK08 |
| Material | Completely made in stainless steel AISI 316 L marine grade |
| Trim | Stainless steel AISI 316 L marine grade |
| Light source | NR. 5 x 1.5W CREE "XP-G3" LED |
| Screws | Stainless steel |
| Remote driver | 350/500 mA NEEDED |
| Gasket | Silicone rubber |
| Glass | Tempered |
| Cable gland | M12 made in stainless steel AISI 316 |
| Power cable | 8 mt. neoprene power cable included |
| Adjustable through | 200° |
| Gross weight | 5,00 Kg |

AC 025 - SPIKE FOR SCUBA MEDIUM

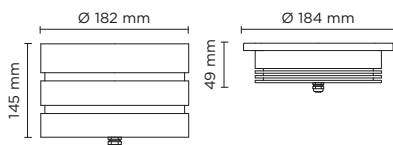




301006

SCUBA MEDIUM RECESS

Underwater luminaire, wall-recessed, completely made in stainless steel AISI 316L, silicone o-rings, acetal resin housing for recess. 350/500mA remote driver needed, with 5 CREE XP-G3 LED. IP 68 rating.



| light source | light beam options | lumen output (lm) | lumin. efficacy (lm/w) |
|-----------------------------|--------------------|-------------------|------------------------|
| 3000°K warm-white | | | |
| high-power led | 10° | 720 | 90.00 |
| high-power led | 30° | 684 | 85.50 |
| high-power led | 45° | 650 | 81.25 |
| 4000°K neutral-white | | | |
| high-power led | 10° | 750 | 93.75 |
| high-power led | 30° | 713 | 89.13 |
| high-power led | 45° | 677 | 84.63 |

Finish color options:

 Stainless Steel

remote driver selection

| brand | manufacturer code | type | watt | IP rate | numbers of fixtures |
|-----------|-------------------|---------------------------------|-----------|---------|---------------------|
| TCI Italy | 122356 | constant current 500 MA | 12W | IP20 | 1 |
| TCI Italy | 122204 | constant current 350 MA/ 500 MA | 25W - 35W | IP20 | min 1 - max 3 |
| Meanwell | LPC-20-350 | constant current 350 MA | 16.8W | IP67 | min 1 - max 2 |
| Meanwell | LPC-20-700 | constant current 700 MA | 21W | IP67 | min 1 - max 2 |
| Meanwell | LPF-25-48 | constant current 530 MA | 25W | IP67 | min 3 - max 3 |

Technical features



Technical data

| | |
|----------------|--|
| Wattage | 8 WATT |
| IP Rating | IP68 - 3 METERS DEPTH |
| IK Rating | IK08 |
| Material | Completely made in stainless steel AISI 316 L marine grade |
| Trim | Stainless steel AISI 316 L marine grade |
| Light source | NR. 5 x 1.5W CREE "XP-G3" LED |
| Screws | Stainless steel |
| Remote driver | 350/500 mA NEEDED |
| Gasket | Silicone rubber |
| Recess housing | made in acetal resin |
| Glass | Tempered |
| Cable gland | M12 made in stainless steel AISI 316 |
| Power cable | 8 mt. neoprene power cable included |
| Cable sheath | made in PVC |
| Gross weight | 5,00 Kg |





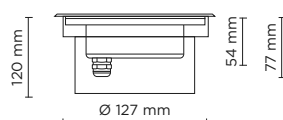
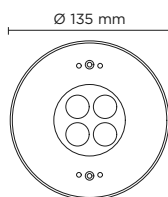
303004


POOL MINI

Swimming-pool underwater luminaire, round shape, wall-recessed, completely made in stainless steel AISI 316L, polypropylene housing for recess. 24V remote driver needed, with 4 OSRAM LED. IP 68 rating.




THIS LUMINAIRE IS SUITABLE ONLY FOR UNDERWATER INSTALLATION



| light source | light beam options | lumen output (lm) | lumin. efficacy (lm/w) |
|--------------------------|---|-------------------|------------------------|
| 3000°K warm-white | | | |
| high-power led |  30° | 415 | 51.87 |

Finish color options:

 Stainless Steel

remote driver selection

| brand | manufacturer code | type | watt | IP rate | numbers of fixtures |
|----------|-------------------|-------------------------|------|---------|---------------------|
| Meanwell | LPV-20-24 | constant voltage 24V DC | 20W | IP67 | min 1 - max 2 |
| Meanwell | LPV-35-24 | constant voltage 24V DC | 35W | IP67 | min 1 - max 3 |
| Meanwell | LPV-60-24 | constant voltage 24V DC | 60W | IP67 | min 1 - max 6 |
| Meanwell | LPV-100-24 | constant voltage 24V DC | 100W | IP67 | min 1 - max 11 |

Technical features



Technical data

| | |
|----------------|--|
| Wattage | 8 WATT |
| IP Rating | IP68 - 1 METERS DEPTH |
| IK Rating | IK09 |
| Material | Completely made in stainless steel AISI 316 L marine grade |
| Trim | Stainless steel AISI 316 L marine grade |
| Light source | NR. 4 x 2W OSRAM LED |
| Screws | Stainless steel |
| Remote driver | 24V DC NEEDED |
| Gasket | EPDM rubber |
| Glass | Tempered |
| Cable gland | PG11 made in nickel-plated brass. |
| Power cable | 2 mt. neoprene power cable included |
| Recess housing | Made in polypropylene |
| Gross weight | 1,30 Kg |







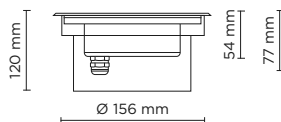
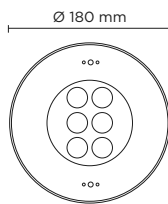
303001


POOL MEDIUM

Swimming-pool underwater luminaire, round shape, wall-recessed, completely made in stainless steel AISI 316L, polypropylene housing for recess. 24V remote driver needed, with 6 OSRAM LED. IP 68 rating.



THIS LUMINAIRE IS SUITABLE ONLY FOR UNDERWATER INSTALLATION



| light source | light beam options | lumen output (lm) | lumin. efficacy (lm/w) |
|--------------------------|---|-------------------|------------------------|
| 3000°K warm-white | | | |
| high-power led |  30° | 1.200 | 100.00 |

Finish color options:



Stainless Steel

remote driver selection

| brand | manufacturer code | type | watt | IP rate | numbers of fixtures |
|----------|-------------------|-------------------------|------|---------|---------------------|
| Meanwell | LPV-20-24 | constant voltage 24V DC | 20W | IP67 | 1 |
| Meanwell | LPV-35-24 | constant voltage 24V DC | 35W | IP67 | min 1 - max 2 |
| Meanwell | LPV-60-24 | constant voltage 24V DC | 60W | IP67 | min 1 - max 4 |
| Meanwell | LPV-100-24 | constant voltage 24V DC | 100W | IP67 | min 1 - max 7 |

Technical features



Technical data

| | |
|----------------|--|
| Wattage | 12 WATT |
| IP Rating | IP68 - 1 METERS DEPTH |
| IK Rating | IK09 |
| Material | Completely made in stainless steel AISI 316 L marine grade |
| Trim | Stainless steel AISI 316 L marine grade |
| Light source | NR. 6 x 2W OSRAM LED |
| Screws | Stainless steel |
| Remote driver | 24V DC NEEDED |
| Gasket | EPDM rubber |
| Glass | Tempered |
| Cable gland | PG11 made in nickel-plated brass. |
| Power cable | 2 mt. neoprene power cable included |
| Recess housing | Polypropylene material |
| Gross weight | 2,00 Kg |





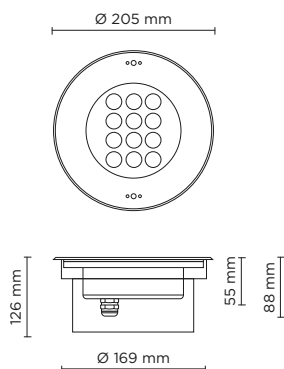
303002

POOL MAXI

Swimming-pool underwater luminaire, round shape, wall-recessed, completely made in stainless steel AISI 316L, polypropylene housing for recess. 24V remote driver needed, with 12 OSRAM LED. IP 68 rating.



THIS LUMINAIRE IS SUITABLE ONLY FOR UNDERWATER INSTALLATION



| light source | light beam options | lumen output (lm) | lumin. efficacy (lm/w) |
|--------------------------|--------------------|-------------------|------------------------|
| 3000°K warm-white | | | |
| high-power led | 30° | 2.000 | 83.34 |

Finish color options:



Stainless Steel

Technical features

IP 68

IK 09

CE

5 YEARS

RGB

Technical data

| | |
|----------------|--|
| Wattage | 24 WATT |
| IP Rating | IP68 - 1 METERS DEPTH |
| IK Rating | IK09 |
| Material | Completely made in stainless steel AISI 316 L marine grade |
| Trim | Stainless steel AISI 316 L marine grade |
| Light source | NR. 12 x 2W OSRAM LED |
| Screws | Stainless steel |
| Remote driver | 24V DC NEEDED |
| Gasket | EPDM rubber |
| Glass | Tempered |
| Cable gland | PG11 made in nickel-plated brass. |
| Power cable | 2 mt. neoprene power cable included |
| Recess housing | Polypropylene material |
| Gross weight | 2,50 Kg |



remote driver selection

| brand | manufacturer code | type | watt | IP rate | numbers of fixtures |
|----------|-------------------|-------------------------|------|---------|---------------------|
| Meanwell | LPV-35-24 | constant voltage 24V DC | 35W | IP67 | 1 |
| Meanwell | LPV-60-24 | constant voltage 24V DC | 60W | IP67 | min 1 - max 2 |
| Meanwell | LPV-100-24 | constant voltage 24V DC | 100W | IP67 | min 1 - max 3 |



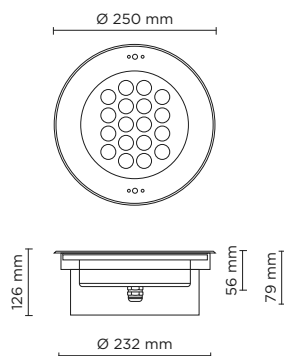
303003

POOL MEGA

Swimming-pool underwater luminaire, round shape, wall-recessed, completely made in stainless steel AISI 316L, polypropylene housing for recess. 24V remote driver needed, with 18 OSRAM LED. IP 68 rating.



THIS LUMINAIRE IS SUITABLE ONLY FOR UNDERWATER INSTALLATION




Technical features



Technical data

| | |
|----------------|--|
| Wattage | 36 WATT |
| IP Rating | IP68 - 1 METERS DEPTH |
| IK Rating | IK09 |
| Material | Completely made in stainless steel AISI 316 L marine grade |
| Trim | Stainless steel AISI 316 L marine grade |
| Light source | NR. 18 x 2W OSRAM LED |
| Screws | Stainless steel |
| Remote driver | 24V DC NEEDED |
| Gasket | EPDM rubber |
| Glass | Tempered |
| Cable gland | PG11 made in nickel-plated brass. |
| Power cable | 2 mt. neoprene power cable included |
| Recess housing | Polypropylene material |
| Gross weight | 3,80 Kg |

| light source | light beam options | lumen output (lm) | lumin. efficacy (lm/w) |
|--------------------------|---|-------------------|------------------------|
| 3000°K warm-white | | | |
| high-power led |  30° | 2.900 | 80.56 |

Finish color options:



Stainless Steel

remote driver selection

| brand | manufacturer code | type | watt | IP rate | numbers of fixtures |
|----------|-------------------|-------------------------|------|---------|---------------------|
| Meanwell | LPV-60-24 | constant voltage 24V DC | 60W | IP67 | 1 |
| Meanwell | LPV-100-24 | constant voltage 24V DC | 100W | IP67 | min 1 - max 2 |







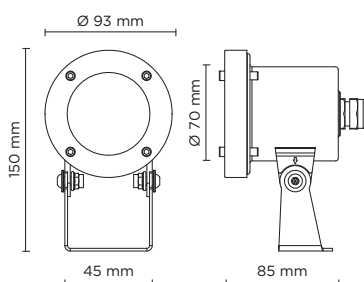
305001

DIVE MINI

Underwater projector, surface mounted, completely made in stainless steel AISI 316L, silicone gasket, 24V DC remote driver needed, with 1 x COB LED. IP 68 rating.



THIS LUMINAIRE IS SUITABLE ONLY FOR UNDERWATER INSTALLATION



Technical features

IP 68

IK 09

CE


5 YEARS

III

RGB

Technical data

| | |
|---------------|--|
| Wattage | 8 WATT |
| IP Rating | IP68 - 1 METERS DEPTH |
| IK Rating | IK09 |
| Material | Completely made in stainless steel AISI 316 L marine grade |
| Light source | NR. 1x8W COB LED |
| Screws | Stainless steel |
| Remote driver | 24V DC NEEDED |
| Gasket | Silicone rubber |
| Glass | Tempered |
| Cable gland | PG11 Cable gland made copper with nickel-coated |
| Power cable | 3 mt. neoprene power cable included |
| Gross weight | 1,10 Kg |

| light source | light beam options | lumen output (lm) | lumin. efficacy (lm/w) |
|--------------------------|---|-------------------|------------------------|
| 3000°K warm-white | | | |
| cob led |  30° | 607 | 75.87 |

Finish color options:

 Stainless Steel

remote driver selection

| brand | manufacturer code | type | watt | IP rate | numbers of fixtures |
|----------|-------------------|-------------------------|------|---------|---------------------|
| Meanwell | LPV-20-24 | constant voltage 24V DC | 20W | IP67 | min 1 - max 2 |
| Meanwell | LPV-35-24 | constant voltage 24V DC | 35W | IP67 | min 1 - max 3 |
| Meanwell | LPV-60-24 | constant voltage 24V DC | 60W | IP67 | min 1 - max 6 |

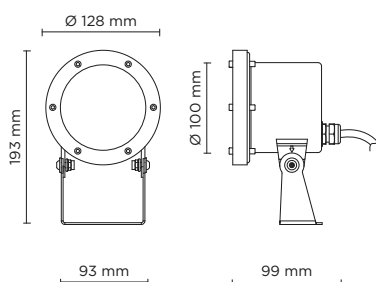





305002

DIVE MEDIUM

Underwater projector, surface mounted, completely made in stainless steel AISI 316L, silicone gasket, 24V DC remote driver needed, with 1 x COB LED. IP 68 rating.



THIS LUMINAIRE IS SUITABLE ONLY FOR UNDERWATER INSTALLATION

| light source | light beam options | lumen output (lm) | lumin. efficacy (lm/w) |
|--------------------------|---|-------------------|------------------------|
| 3000°K warm-white | | | |
| cob led |  30° | 1.183 | 73.94 |

Finish color options:

 Stainless Steel

remote driver selection

| brand | manufacturer code | type | watt | IP rate | numbers of fixtures |
|----------|-------------------|-------------------------|------|---------|---------------------|
| Meanwell | LPV-20-24 | constant voltage 24V DC | 20W | IP67 | 1 |
| Meanwell | LPV-60-24 | constant voltage 24V DC | 60W | IP67 | min 1 - max 3 |

Technical features

IP 68

IK 09

CE

5 YEARS



RGB

Technical data

| | |
|---------------|--|
| Wattage | 16 WATT |
| IP Rating | IP68 - 1 METERS DEPTH |
| IK Rating | IK09 |
| Material | Completely made in stainless steel AISI 316 L marine grade |
| Light source | NR. 1x16W COB LED |
| Screws | Stainless steel |
| Remote driver | 24V DC NEEDED |
| Gasket | Silicone rubber |
| Glass | Tempered |
| Cable gland | PG11 Cable gland made copper with nickel-coated |
| Power cable | 3 mt. neoprene power cable included |
| Gross weight | 1,60 Kg |

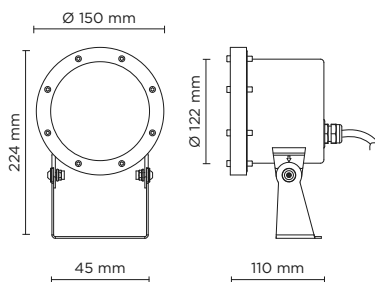





305003

DIVE MAXI

Underwater projector, surface mounted, completely made in stainless steel AISI 316L, silicone gasket, 24V DC remote driver needed, with 1 x COB LED. IP 68 rating.



THIS LUMINAIRE IS SUITABLE ONLY FOR UNDERWATER INSTALLATION

| light source | light beam options | lumen output (lm) | lumin. efficacy (lm/w) |
|--------------------------|---|-------------------|------------------------|
| 3000°K warm-white | | | |
| cob led |  30° | 1.478 | 73.90 |

Finish color options:

 Stainless Steel

Technical features



Technical data

| | |
|---------------|--|
| Wattage | 20 WATT |
| IP Rating | IP68 - 1 METERS DEPTH |
| IK Rating | IK09 |
| Material | Completely made in stainless steel AISI 316 L marine grade |
| Light source | NR. 1x20W COB LED |
| Screws | Stainless steel |
| Remote driver | 24V DC NEEDED |
| Gasket | Silicone rubber |
| Glass | Tempered |
| Cable gland | PG11 Cable gland made copper with nickel-coated |
| Power cable | 3 mt. neoprene power cable included |
| Gross weight | 2,00 Kg |

remote driver selection

| brand | manufacturer code | type | watt | IP rate | numbers of fixtures |
|----------|-------------------|-------------------------|------|---------|---------------------|
| Meanwell | LPV-35-24 | constant voltage 24V DC | 35W | IP67 | 1 |
| Meanwell | LPV-60-24 | constant voltage 24V DC | 60W | IP67 | min 1 - max 2 |
| Meanwell | LPV-100-24 | constant voltage 24V DC | 120W | IP67 | min 1 - max 4 |

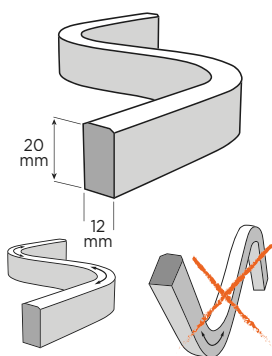
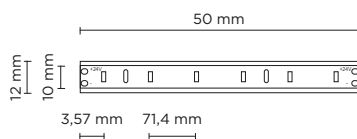
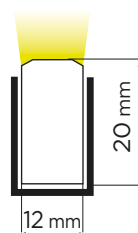




306001-02

HYDROFLEX SIDE UNDERWATER

1.000 mm / 4.000 mm length, 20mm x 12mm section, opal encapsulated flexible LED strip for linear lighting (straight or bended) outdoor and indoor wall-recessed installation; surface mounted version through installation accessories to be ordered separately. LED circuit completely encapsulated with UV and high-temperatures resistant Polyurethane sheath, with white (outside) and milky finish (over light emission), dot free and homogeneous light emission surface. Double power cable with male/female connectors included, suitable for in-line installation. Cuttable each 50 mm. Remote driver 24V DC needed. With nr. 140 low-power SMD3014 Lumileds LED. IP68 rating.



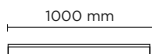
Technical features




Technical data

| | |
|--------------|---|
| IP Rating | IP68 - 1 Meter DEPTH |
| Material | High performances Polyurethane, UV resistant, saltwater resistant |
| | No yellowish after years |
| | Dot-free and homogeneous light emission |
| Light source | SMD3014 Lumileds LED |
| Transformer | 24V DC remote driver needed |
| | Supplied with Male/Female connectors for in-line installation |







| 306001 | | HYDROFLEX SIDE 1000 UNDERWATER | | |
|--------------------------------|--|--------------------------------|------------------------|--|
| light source | light beam options | lumen output (lm) | lumin. efficacy (lm/w) | |
| 3000°K warm-white | | | | |
| low power led |  diffused | 750 | 75.00 | |
| Finish color options: | | | | |
| <input type="checkbox"/> Milky | | | | |

Technical data

| | |
|-----------|---------|
| Wattage | 10 WATT |
| IP Rating | IP68 |

| remote driver selection | | | | | |
|-------------------------|-------------------|-------------------------|------|---------|---------------------|
| brand | manufacturer code | type | watt | IP rate | numbers of fixtures |
| Meanwell | LPV-20-24 | constant voltage 24V DC | 20W | IP67 | 1 |
| Meanwell | LPV-35-24 | constant voltage 24V DC | 35W | IP67 | min 1 - max 2 |
| Meanwell | LPV-60-24 | constant voltage 24V DC | 60W | IP67 | min 1 - max 5 |
| Meanwell | LPV-100-24 | constant voltage 24V DC | 100W | IP67 | min 1 - max 9 |



| 306002 | | HYDROFLEX SIDE 4000 UNDERWATER | | |
|---|--|--------------------------------|------------------------|--|
| light source | light beam options | lumen output (lm) | lumin. efficacy (lm/w) | |
| 3000°K warm-white | | | | |
| low power led |  diffused | 3.000 | 75.00 | |
| Finish color options: | | | | |
|  Milky | | | | |

Technical data

| | |
|-----------|---------|
| Wattage | 40 WATT |
| IP Rating | IP68 |

| remote driver selection | | | | | |
|-------------------------|-------------------|-------------------------|------|---------|---------------------|
| brand | manufacturer code | type | watt | IP rate | numbers of fixtures |
| Meanwell | LPV-60-24 | constant voltage 24V DC | 60W | IP67 | 1 |
| Meanwell | LPV-100-24 | constant voltage 24V DC | 100W | IP67 | min 1 - max 2 |


| AC031 | | MOUNTING CLIP FOR HYDROFLEX SIDE |
|--|--|----------------------------------|
| Mounting clip for Hydroflex Side realized in Stainless steel, clip to be applied every 40 cm, to secure with screws. Ideal for bended installation on a wall or ceiling. | | |



| AC032 | | ALUMINUM LINEAR PROFILE FOR HYDROFLEX SIDE |
|--|--|--|
| 1.000 mm Linear profile for Hydroflex Side, realized in Anodized aluminum. | | |



| AC033 | | END CAP FOR HYDROFLEX SIDE |
|--|--|----------------------------|
| End cap for Hydroflex Side, realized in Polyurethane, to be applied at the end of the line, after Hydroflex cut. | | |

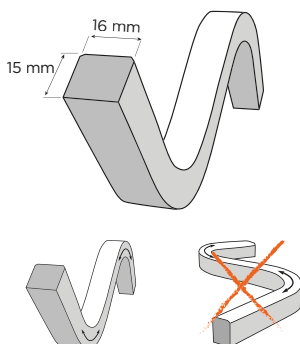
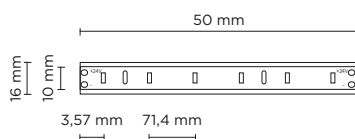
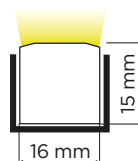




306003-04

HYDROFLEX TOP UNDERWATER

1.000 mm / 4.000 mm length, 16mm x 16mm section, opal encapsulated flexible LED strip for linear lighting (straight or bended), underwater installation version; surface mounted version through installation accessories to be ordered separately. LED circuit completely encapsulated with UV and high-temperatures resistant Polyurethane sheath, with white (outside) and milky finish (over light emission), dot free and homogeneous light emission surface. Double power cable with male/female connectors included, suitable for in-line installation. Cuttable each 50 mm. Remote driver 24V DC needed. With nr. 140 low-power SMD3014 Lumileds LED. IP68 rating.



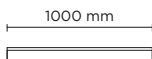
Technical features




Technical data

| | |
|--------------|---|
| IP Rating | IP68 - 1 Meter DEPTH |
| Material | High performances Polyurethane, UV resistant, saltwater resistant |
| | No yellowish after years |
| | Dot-free and homogeneous light emission |
| Light source | SMD3014 Lumileds LED |
| Transformer | 24V DC remote driver needed |
| | Supplied with Male/Female connectors for in-line installation |



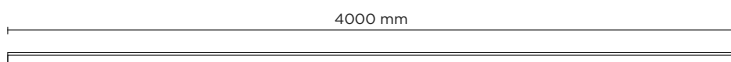



| 306003 | HYDROFLEX TOP 1000 UNDERWATER | | |
|--|--|-------------------|------------------------|
| light source | light beam options | lumen output (lm) | lumin. efficacy (lm/w) |
| 3000°K warm-white | | | |
| low power led |  diffused | 750 | 75.00 |
| Finish color options: <input type="checkbox"/> Milky | | | |

Technical data

| | |
|-----------|---------|
| Wattage | 10 WATT |
| IP Rating | IP68 |

| remote driver selection | | | | | |
|-------------------------|-------------------|-------------------------|------|---------|---------------------|
| brand | manufacturer code | type | watt | IP rate | numbers of fixtures |
| Meanwell | LPV-20-24 | constant voltage 24V DC | 20W | IP67 | 1 |
| Meanwell | LPV-35-24 | constant voltage 24V DC | 35W | IP67 | min 1 - max 2 |
| Meanwell | LPV-60-24 | constant voltage 24V DC | 60W | IP67 | min 1 - max 5 |
| Meanwell | LPV-100-24 | constant voltage 24V DC | 100W | IP67 | min 1 - max 9 |



| 306004 | HYDROFLEX TOP 4000 UNDERWATER | | |
|--------------------------------|--|-------------------|------------------------|
| light source | light beam options | lumen output (lm) | lumin. efficacy (lm/w) |
| 3000°K warm-white | | | |
| low power led |  diffused | 3.000 | 75.00 |
| <input type="checkbox"/> Milky | | | |

Technical data

| | |
|-----------|---------|
| Wattage | 40 WATT |
| IP Rating | IP68 |

| remote driver selection | | | | | |
|-------------------------|-------------------|-------------------------|------|---------|---------------------|
| brand | manufacturer code | type | watt | IP rate | numbers of fixtures |
| Meanwell | LPV-60-24 | constant voltage 24V DC | 60W | IP67 | 1 |
| Meanwell | LPV-100-24 | constant voltage 24V DC | 100W | IP67 | min 1 - max 2 |


| AC034 | MOUNTING CLIP FOR HYDROFLEX TOP |
|--|---------------------------------|
| Mounting clip for Hydroflex Top, realized in Stainless steel, clip to be applied every 40 cm, to secure with screws. Ideal for bended installation on a wall or ceiling. | |



| AC035 | ALUMINUM LINEAR PROFILE FOR HYDROFLEX TOPSIDE |
|---|---|
| 1.000 mm Linear profile for Hydroflex Top, realized in Anodized aluminum. | |



| AC036 | END CAP FOR HYDROFLEX TOP |
|---|---------------------------|
| End cap for Hydroflex Top, realized in Polyurethane, to be applied at the end of the line, after Hydroflex cut. | |





WALL MOUNTING

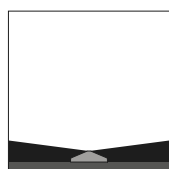
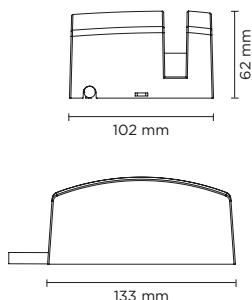
| luminaire | lumen package | page |
|-------------------------|-----------------|------|
| 401100 WAVE | 160 - 600 | 226 |
| 402600 TECH EVO | 495 - 4.480 | 230 |
| 401000 TECH | 650 - 2 x 1.300 | 236 |
| 401900 TECH STEEL | 480 - 2 x 960 | 247 |
| 402500 TAG | 270 - 1.848 | 252 |
| 402800 FRAME | 808 - 1.055 | 256 |
| 401700 ECLIPSE | 350 - 1.300 | 264 |
| 401600 SURF | 350 - 1.050 | 280 |
| 402100 HYDROCOVE | 700 / meter | 292 |
| 401800 HYDROFLEX | 700 / meter | 294 |
| 402900 HYDROFLEX OPTICS | 700 / meter | 302 |
| 403000 LINE-B | 1.690 - 3.648 | 304 |
| 402700 GRAZER | 700 - 2.880 | 312 |
| 402400 HORIZON | 330 - 1.204 | 318 |
| 402200 CUBE | 340 - 680 | 324 |
| 406000 TARGET | 255 - 1.020 | 328 |



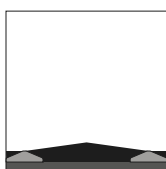
401102

WAVE 2.0

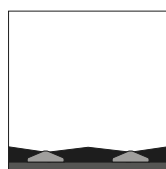
Surface mounted luminaire for outdoor installation on window sill, with asymmetric 8°x170° “window-washer” light distribution. Phospho-chromatised and polyester powder coated die-cast copper-free aluminium body, tempered safety glass, moulded silicone gasket and stainless steel screws. Built-in LED driver 220-240V 50-60Hz, with 1 x CREE XHP35 LED. IP65 rating.



170°
SINGLE INSTALLATION,
IN THE MIDDLE:
SUGGESTED FOR
SMALL / MEDIUM
SIZE WINDOWS



170°
DOUBLE INSTALLATION,
ON BOTH SIDES:
SUGGESTED IN CASE
OF HIGH LIGHTING
PERFORMANCE
NEEDED



170°
DOUBLE
INSTALLATION,
IN THE MIDDLE:
SUGGESTED FOR
BIG SIZE WINDOWS



SIDE KNOCKOUT
FOR CABLE

| light source | light beam options | lumen output (lm) | lumin. efficacy (lm/w) |
|-----------------------------|--------------------|-------------------|------------------------|
| 3000°K warm-white | | | |
| high-power led | 8° x 170° | 582 | 83.14 |
| 4000°K neutral-white | | | |
| high-power led | 8° x 170° | 600 | 85.71 |

Finish color options:

 Textured Grey
RAL 9006

 Anthracite Grey
RAL 7016

 Matt Black
(on request)

Technical features



Technical data

| | |
|--------------|--|
| Wattage | 7 WATT |
| IP Rating | IP65 |
| IK Rating | IK08 |
| Material | High corrosion resistance die-cast copper-free aluminum body |
| Coating | Polyester powder coating with phosphochromating pre-finish |
| Light source | NR. 1 x CREE “XHP35” LED |
| Screws | Stainless steel |
| Transformer | Electrical power supply 220/240V 50/60Hz built-in |
| Gasket | Silicone rubber |
| Diffuser | PMMA |
| Power cable | 1 mt. power cable included |
| Gross weight | 1,00 Kg |



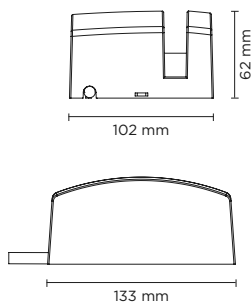




401102RGBW

WAVE 2.0 DMX RGBW

Surface mounted luminaire for outdoor installation on window sill, with asymmetric 8°x170° "window-washer" light distribution. Phospho-chromatised and polyester powder coated die-cast copper-free aluminium body, polycarbonate diffuser, moulded silicone gasket and stainless steel screws. Remote 24V DC power supply needed, DMX driver integrated; with 1 x CREE "XML" RGBW LED. IP65 rating.



| light source | light beam options | lumen output (lm) | lumin. efficacy (lm/w) |
|----------------|--------------------|-------------------|------------------------|
| RGBW | | | |
| high-power led | 8° x 170° 12° | 160 | 35.55 |

Finish color options:



remote driver selection

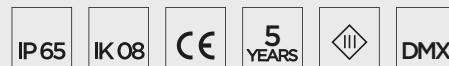
| brand | manufacturer code | type | watt | IP rate | numbers of fixtures |
|----------|-------------------|-------------------------|------|---------|---------------------|
| Meanwell | LPV-20-24 | constant voltage 24V DC | 20W | IP67 | min 1 - max 3 |
| Meanwell | LPV-35-24 | constant voltage 24V DC | 35W | IP67 | min 1 - max 6 |

DMX ACCESSORIES

CONTROLLERS, SPLITTERS, ETC...

To be defined together with puk technical department, according to project specifications and after providing installation details.

Technical features



Technical data

| | |
|---------------|--|
| Wattage | 4.5 WATT |
| IP Rating | IP65 |
| IK Rating | 08 |
| Material | High corrosion resistance die-cast copper-free aluminum body |
| Coating | Polyester powder coating with phosphochromating pre-finish |
| Light source | 1 x CREE "XML" COLOR RGBW LED |
| Screws | Stainless steel |
| DMX | DMX interface integrated |
| Remote driver | Constant voltage 24V DC remote driver needed |
| Gasket | Silicone rubber |
| Glass | Tempered |
| Power cable | 1 mt. power cable included |
| Gross weight | 1,00 Kg |





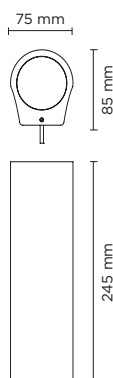


402601

TECH EVO MINI 01

Designed by
MOMO DESIGN

Wall applique, to be mounted on an outdoor façade/wall, with one side light distribution. Phospho-chromatised and polyester powder coated copper-free extruded aluminium body, tempered safety glass, moulded silicone gasket and stainless steel screws. Built-in LED driver 220-240V 50-60Hz, with 3 CREE XP-G2 LED. IP 65 rating.



| light source | light beam options | lumen output (lm) | lumin. efficacy (lm/w) |
|-----------------------------|--------------------|-------------------|------------------------|
| 3000°K warm-white | | | |
| high-power led | 10° | 550 | 100 |
| high-power led | 30° | 520 | 94.54 |
| high-power led | 45° | 495 | 90.00 |
| 4000°K neutral-white | | | |
| high-power led | 10° | 600 | 109.09 |
| high-power led | 30° | 570 | 103.63 |
| high-power led | 45° | 540 | 98.18 |

Finish color options:

 Textured Grey
RAL 9006

 Anthracite Grey
RAL 7016

 Matt Black
(on request)

Technical features



Technical data

| | |
|--------------|--|
| Wattage | 5.5 WATT |
| IP Rating | IP65 |
| IK Rating | IK09 |
| Material | High corrosion resistance extruded copper-free aluminum body |
| Coating | Polyester powder coating with phosphochromating pre-finish |
| Light source | NR. 3 CREE XP-G2 LED |
| Screws | Stainless steel |
| Transformer | Electronic power supply 220/240V 50/60Hz built-in |
| Cable gland | M16 rubber grommet |
| Gasket | Silicone rubber |
| Glass | Tempered |
| Power cable | 1 mt. neoprene power cable included |
| Gross weight | 2,00 Kg |



Optional:
Opal Glass Diffuser

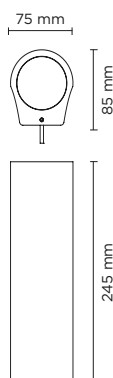


402602

TECH EVO MINI 02

Designed by
MOMO DESIGN

Up & down wall applique for outdoor installation. Phosphochromatised and polyester powder coated copper-free extruded aluminium body, tempered safety glass, moulded silicone gasket and stainless steel screws. Built-in LED driver 220-240V 50-60Hz, with 2 x 3 CREE XP-G2 LED. IP 65 rating.



| light source | light beam options | lumen output (lm) | lumin. efficacy (lm/w) |
|-----------------------------|--------------------|-------------------|------------------------|
| 3000°K warm-white | | | |
| high-power led | 10° | 2 x 550 | 100.00 |
| high-power led | 30° | 2 x 520 | 94.54 |
| high-power led | 45° | 2 x 495 | 90.00 |
| 4000°K neutral-white | | | |
| high-power led | 10° | 2 x 600 | 109.09 |
| high-power led | 30° | 2 x 570 | 103.63 |
| high-power led | 45° | 2 x 540 | 98.18 |

Finish color options:




Technical features



Technical data

| | |
|--------------|--|
| Wattage | 11 WATT |
| IP Rating | IP65 |
| IK Rating | IK09 |
| Material | High corrosion resistance extruded copper-free aluminum body |
| Coating | Polyester powder coating with phosphochromating pre-finish |
| Light source | NR. 2 x 3 CREE XP-G2 LED |
| Screws | Stainless steel |
| Transformer | Electronic power supply 220/240V 50/60Hz built-in |
| Cable gland | M16 rubber grommet |
| Gasket | Silicone rubber |
| Glass | Tempered |
| Power cable | 1 mt. neoprene power cable included |
| Gross weight | 2,00 Kg |



Optional:
Opal Glass Diffuser





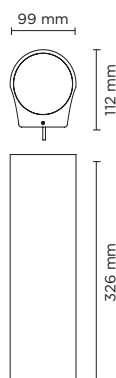


402603

TECH EVO MEDIUM 01

Designed by
MOMO DESIGN

Wall applique, to be mounted on an outdoor façade/wall, with one side light distribution. Phospho-chromatised and polyester powder coated copper-free extruded aluminium body, tempered safety glass, moulded silicone gasket and stainless steel screws. Built-in LED driver 220-240V 50-60Hz, with 1 COB CREE "CXB 1512" LED. IP 65 rating.



| light source | light beam options | lumen output (lm) | lumin. efficacy (lm/w) |
|-----------------------------|--------------------|-------------------|------------------------|
| 3000°K warm-white | | | |
| cob led | 14° | 1.951 | 130.06 |
| cob led | 35° | 1.850 | 123.33 |
| cob led | 55° | 1.800 | 120.00 |
| 4000°K neutral-white | | | |
| cob led | 14° | 2.240 | 149.33 |
| cob led | 35° | 2.131 | 142.06 |
| cob led | 55° | 2.046 | 136.40 |

Finish color options:

Textured Grey
RAL 9006

Anthracite Grey
RAL 7016

Matt Black
(on request)

Technical features



Technical data

| | |
|--------------|--|
| Wattage | 15 WATT |
| IP Rating | IP65 |
| IK Rating | IK09 |
| Material | High corrosion resistance extruded copper-free aluminum body |
| Coating | Polyester powder coating with phosphochromating pre-finish |
| Light source | NR. 1 COB CREE "CXB 1512" LED |
| Screws | Stainless steel |
| Transformer | Electronic power supply 220/240V 50/60Hz built-in |
| Cable gland | M16 rubber grommet |
| Gasket | Silicone rubber |
| Glass | Tempered |
| Power cable | 1 mt. neoprene power cable included |
| Gross weight | 3,50 Kg |



Optional:
Opal Glass Diffuser

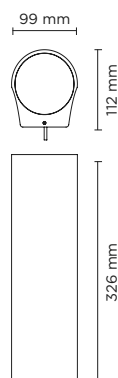


402604

TECH EVO MEDIUM 02

Designed by
MOMO DESIGN

Up & down wall applique for outdoor installation. Phosphochromatised and polyester powder coated copper-free extruded aluminium body, tempered safety glass, moulded silicone gasket and stainless steel screws. Built-in LED driver 220-240V 50-60Hz, with 2 x 1 COB CREE "CXB 1512" LED. IP 65 rating.



| light source | light beam options | lumen output (lm) | lumin. efficacy (lm/w) |
|-----------------------------|--------------------|-------------------|------------------------|
| 3000°K warm-white | | | |
| cob led | 14° | 2 x 1.951 | 130.06 |
| cob led | 35° | 2 x 1.850 | 123.33 |
| cob led | 55° | 2 x 1.800 | 120.00 |
| 4000°K neutral-white | | | |
| cob led | 14° | 2 x 2.240 | 149.33 |
| cob led | 35° | 2 x 2.131 | 142.06 |
| cob led | 55° | 2 x 2.046 | 136.40 |

Finish color options:



Technical features



Technical data

| | |
|--------------|--|
| Wattage | 30 WATT |
| IP Rating | IP65 |
| IK Rating | IK09 |
| Material | High corrosion resistance extruded copper-free aluminum body |
| Coating | Polyester powder coating with phosphochromating pre-finish |
| Light source | NR. 2 x 1 COB CREE "CXB 1512" LED |
| Screws | Stainless steel |
| Transformer | Electronic power supply 220/240V 50/60Hz built-in |
| Cable gland | M16 rubber grommet |
| Gasket | Silicone rubber |
| Glass | Tempered |
| Power cable | 1 mt. neoprene power cable included |
| Gross weight | 3,50 Kg |



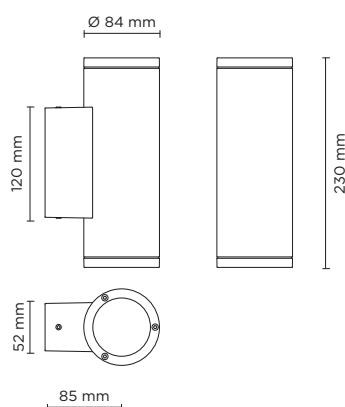
Optional:
Opal Glass Diffuser



401001L

TECH MINI 02 ROUND GU10

Round up&down luminaire for outdoor installation on a façade/wall. Phosphochromatised and polyester powder coated die-cast copper-free aluminium body, tempered safety glass, moulded silicone gasket and stainless steel screws. GU10 LED / halogen. IP65 rating.



| light source | light color | light beam options |
|--------------------|-------------------|--------------------|
| GU10 LED / HALOGEN | SEE BULB FEATURES | SEE BULB FEATURES |

Finish color options:



Textured Grey
RAL 9006



Anthracite Grey
RAL 7016



Matt Black
(on request)

Technical features



Technical data

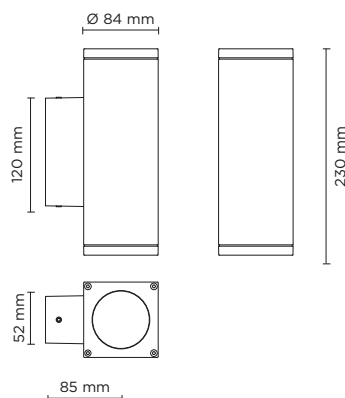
| | |
|--------------|--|
| Wattage | 50 WATT MAX |
| IP Rating | IP65 |
| IK Rating | IK08 |
| Material | High corrosion resistance die-cast copper-free aluminum body |
| Coating | Polyester powder coating with phosphochromating pre-finish |
| Screws | Stainless steel |
| Socket | Double GU10 base, MAX 50W |
| Gasket | Silicone rubber |
| Glass | Tempered |
| Gross weight | 1,30 Kg |



401002L

TECH MINI 02 SQUARE GU10

Square up&down luminaire for outdoor installation on a façade/wall. Phosphochromatised and polyester powder coated die-cast copper-free aluminium body, tempered safety glass, moulded silicone gasket and stainless steel screws. GU10 LED / halogen. IP65 rating.



| light source | light color | light beam options |
|--------------------|-------------------|--------------------|
| GU10 LED / HALOGEN | SEE BULB FEATURES | SEE BULB FEATURES |

Finish color options:

| | | |
|---|---|--|
|  Textured Grey RAL 9006 |  Anthracite Grey RAL 7016 |  Matt Black (on request) |
|---|---|--|

Technical features



Technical data

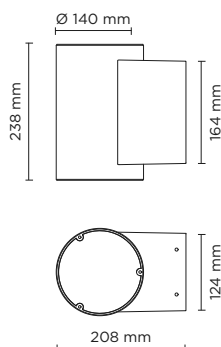
| | |
|--------------|--|
| Wattage | 50 WATT MAX |
| IP Rating | IP65 |
| IK Rating | IK08 |
| Material | High corrosion resistance die-cast copper-free aluminum body |
| Coating | Polyester powder coating with phosphochromating pre-finish |
| Screws | Stainless steel |
| Socket | Double GU10 base, MAX 50W |
| Gasket | Silicone rubber |
| Glass | Tempered |
| Gross weight | 1,40 Kg |



401012

TECH MEDIUM 01 ROUND

Round wall mounted luminaire for outdoor installation on a façade/wall, with light distribution downward only. Phospho-chromatised and polyester powder coated die-cast copper-free aluminium body, tempered safety glass, moulded silicone gasket and stainless steel screws. Built-in LED driver 220-240V 50-60Hz, with 5 CREE XP-G3 LED. IP65 rating.



| light source | light beam options | lumen output (lm) | lumin. efficacy (lm/w) |
|-----------------------------|--------------------|-------------------|------------------------|
| 3000°K warm-white | | | |
| high-power led | 10° | 720 | 90.33 |
| high-power led | 30° | 684 | 85.50 |
| high-power led | 45° | 650 | 81.25 |
| 4000°K neutral-white | | | |
| high-power led | 10° | 750 | 93.75 |
| high-power led | 30° | 713 | 89.13 |
| high-power led | 45° | 677 | 84.63 |

Finish color options:

Textured Grey
RAL 9006

Anthracite Grey
RAL 7016

Matt Black
(on request)

Technical features

IP65

IK09

CE

5
YEARS

⏏

Technical data

| | |
|----------------|--|
| Wattage | 8 WATT |
| IP Rating | IP65 |
| IK Rating | IK09 |
| Material | High corrosion resistance die-cast copper-free aluminum body |
| Coating | Polyester powder coating with phosphochromating pre-finish |
| Light source | NR. 5 x 1.5W CREE "XP-G3" LED down. |
| Screws | Stainless steel |
| Transformer | Electronic power supply 220/240V 50/60Hz built-in |
| Gasket | Silicone rubber |
| Rubber grommet | M20 Rutaseal® in EPDM |
| Glass | Tempered |
| Gross weight | 3,00 Kg |

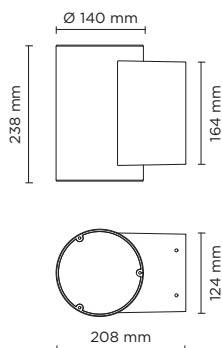




401017

TECH MEDIUM 01 ROUND PRO

Round wall mounted luminaire for outdoor installation on a façade/wall, with light distribution downward only. Phospho-chromatised and polyester powder coated die-cast copper-free aluminium body, tempered safety glass, moulded silicone gasket and stainless steel screws. Built-in LED driver 220-240V 50-60Hz, with 5 CREE XP-L LED. IP65 rating.



| light source* | light beam options | lumen output (lm) | lumin. efficacy (lm/w) |
|--------------------------|--------------------|-------------------|------------------------|
| 3000°K warm-white | | | |
| high-power led | 10° | 1.300 | 92.86 |
| high-power led | 30° | 1.230 | 87.86 |
| high-power led | 45° | 1.170 | 83.57 |

* Other light colors available on request: Neutral-white

Finish color options:

| | | |
|--|---|--|
|  Textured Grey RAL 9006 |  Anthracite Grey RAL 7016 |  Matt Black (on request) |
|--|---|--|


Technical features




Technical data

| | |
|----------------|--|
| Wattage | 14 WATT |
| IP Rating | IP65 |
| IK Rating | IK09 |
| Material | High corrosion resistance die-cast copper-free aluminum body |
| Coating | Polyester powder coating with phosphochromating pre-finish |
| Light source | NR. 5 CREE "XP-L" LED down |
| Screws | Stainless steel |
| Transformer | Electronic power supply 220/240V 50/60Hz built-in |
| Gasket | Silicone rubber |
| Rubber grommet | M20 Rutaseal® in EPDM |
| Glass | Tempered |
| Gross weight | 3,00 Kg |



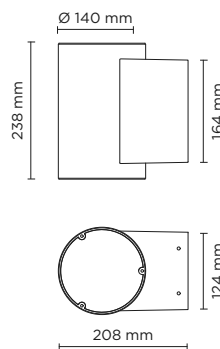




401004

TECH MEDIUM 02 ROUND

Round up&down luminaire for outdoor installation on a façade/wall. Phosphochromatised and polyester powder coated die-cast copper-free aluminium body, tempered safety glass, moulded silicone gasket and stainless steel screws. Built-in LED driver 220-240V 50-60Hz, with 2 x 5 CREE XP-G3 LED. IP65 rating.



| light source | light beam options | lumen output (lm) | lumin. efficacy (lm/w) |
|-----------------------------|--------------------|-------------------|------------------------|
| 3000°K warm-white | | | |
| high-power led | 10° | 2 x 720 | 90.00 |
| high-power led | 30° | 2 x 684 | 85.50 |
| high-power led | 45° | 2 x 650 | 81.25 |
| 4000°K neutral-white | | | |
| high-power led | 10° | 2 x 750 | 93.75 |
| high-power led | 30° | 2 x 713 | 89.13 |
| high-power led | 45° | 2 x 677 | 84.63 |

Finish color options:

- Textured Grey RAL 9006
- Anthracite Grey RAL 7016
- Matt Black (on request)

Technical features



Technical data

| | |
|--------------|--|
| Wattage | 2 x 8 WATT |
| IP Rating | IP65 |
| IK Rating | IK09 |
| Material | High corrosion resistance die-cast copper-free aluminum body |
| Coating | Polyester powder coating with phosphochromating pre-finish |
| Light source | NR. 5 x 1.5W CREE "XP-G3" LED up and down. |
| Screws | Stainless steel |
| Transformer | Electronic power supply 220/240V 50/60Hz built-in |
| Cable gland | M20 rubber grommet Rutaseal® in EPDM |
| Gasket | Silicone rubber |
| Glass | Tempered |
| Gross weight | 3,00 Kg |

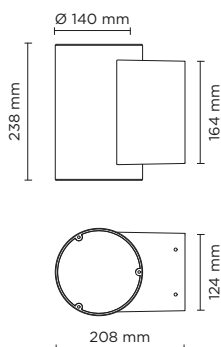




401016

TECH MEDIUM 02 ROUND PRO

Round up&down luminaire for outdoor installation on a façade/wall. Phosphochromatised and polyester powder coated die-cast copper-free aluminium body, tempered safety glass, moulded silicone gasket and stainless steel screws. Built-in LED driver 220-240V 50-60Hz, with 2 x 5 CREE XP-L LED. IP65 rating.



| light source* | light beam options | lumen output (lm) | lumin. efficacy (lm/w) |
|--------------------------|--------------------|-------------------|------------------------|
| 3000°K warm-white | | | |
| high-power led | 10° | 2 x 1.300 | 92.86 |
| high-power led | 30° | 2 x 1.230 | 87.86 |
| high-power led | 45° | 2 x 1.170 | 83.57 |

* Other light colors available on request: Neutral-white

Finish color options:

| | | |
|---|---|--|
|  Textured Grey RAL 9006 |  Anthracite Grey RAL 7016 |  Matt Black (on request) |
|---|---|--|

Technical features



Technical data

| | |
|----------------|---|
| Wattage | 2x14 WATT |
| IP Rating | IP65 |
| IK Rating | IK09 |
| Material | High corrosion resistance die-cast copper-free aluminium body |
| Coating | Polyester powder coating with phosphochromating pre-finish |
| Light source | NR. 5 CREE "XP-L" LED up and NR. 5 CREE "XP-L" LED down |
| Screws | Stainless steel |
| Transformer | Electronic power supply 220/240V 50/60Hz built-in |
| Gasket | Silicone rubber |
| Rubber grommet | M20 Rutaseal® in EPDM |
| Glass | Tempered |
| Gross weight | 3,00 Kg |

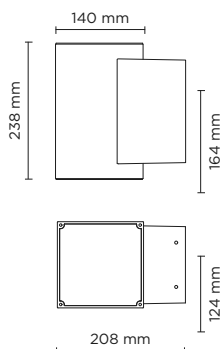




401014

TECH MEDIUM 01 SQUARE

Square wall mounted luminaire for outdoor installation on a façade/wall, with light distribution downward only. Phospho-chromatised and polyester powder coated die-cast copper-free aluminium body, tempered safety glass, moulded silicone gasket and stainless steel screws. Built-in LED driver 220-240V 50-60Hz, with 5 CREE XP-G3 LED. IP65 rating.



| light source | light beam options | lumen output (lm) | lumin. efficacy (lm/w) |
|-----------------------------|--------------------|-------------------|------------------------|
| 3000°K warm-white | | | |
| high-power led | 10° | 720 | 90.00 |
| high-power led | 30° | 684 | 85.50 |
| high-power led | 45° | 650 | 81.25 |
| 4000°K neutral-white | | | |
| high-power led | 10° | 750 | 93.75 |
| high-power led | 30° | 713 | 89.13 |
| high-power led | 45° | 677 | 84.63 |

Finish color options:



Technical features



Technical data

| | |
|----------------|--|
| Wattage | 8 WATT |
| IP Rating | IP65 |
| IK Rating | IK09 |
| Material | High corrosion resistance die-cast copper-free aluminum body |
| Coating | Polyester powder coating with phosphochromating pre-finish |
| Light source | NR. 5 x 1.5W CREE "XP-G3" LED up and NR. 5 x 1.5W CREE "XP-G3" LED down. |
| Screws | Stainless steel |
| Transformer | Electronic power supply 220/240V 50/60Hz built-in |
| Gasket | Silicone rubber |
| Rubber grommet | M20 Rutaseal® in EPDM |
| Glass | Tempered |
| Gross weight | 3,00 Kg |

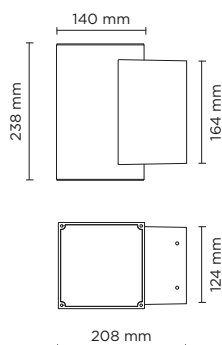




401019

TECH MEDIUM 01 SQUARE PRO

Square wall mounted luminaire for outdoor installation on a façade/wall, with light distribution downward only. Phospho-chromatised and polyester powder coated die-cast copper-free aluminium body, tempered safety glass, moulded silicone gasket and stainless steel screws. Built-in LED driver 220-240V 50-60Hz, with 5 CREE XP-L LED. IP65 rating.



| light source* | light beam options | lumen output (lm) | lumin. efficacy (lm/w) |
|--------------------------|--------------------|-------------------|------------------------|
| 3000°K warm-white | | | |
| high-power led | 10° | 1.300 | 92.86 |
| high-power led | 30° | 1.230 | 87.86 |
| high-power led | 45° | 1.170 | 83.57 |

* Other light colors available on request: Neutral-white

Finish color options:

| | | |
|---|---|--|
|  Textured Grey RAL 9006 |  Anthracite Grey RAL 7016 |  Matt Black (on request) |
|---|---|--|


Technical features



Technical data

| | |
|----------------|--|
| Wattage | 14 WATT |
| IP Rating | IP65 |
| IK Rating | IK09 |
| Material | High corrosion resistance die-cast copper-free aluminum body |
| Coating | Polyester powder coating with phosphochromating pre-finish |
| Light source | NR. 5 CREE "XP-L" LED down. |
| Screws | Stainless steel |
| Transformer | Electronic power supply 220/240V 50/60Hz built-in |
| Gasket | Silicone rubber |
| Rubber grommet | M20 Rutaseal® in EPDM |
| Glass | Tempered |
| Gross weight | 3,00 Kg |

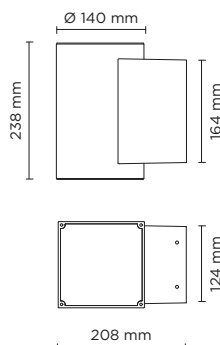




401006

TECH MEDIUM 02 SQUARE

Square up&down luminaire for outdoor installation on a façade/wall. Phospho-chromatised and polyester powder coated die-cast copper-free aluminium body, tempered safety glass, moulded silicone gasket and stainless steel screws. Built-in LED driver 220-240V 50-60Hz, with 2 x 5 CREE XP-G3 LED. IP65 rating.



| light source | light beam options | lumen output (lm) | lumin. efficacy (lm/w) |
|-----------------------------|--------------------|-------------------|------------------------|
| 3000°K warm-white | | | |
| high-power led | 10° | 2 x 720 | 90.00 |
| high-power led | 30° | 2 x 684 | 85.50 |
| high-power led | 45° | 2 x 650 | 81.25 |
| 4000°K neutral-white | | | |
| high-power led | 10° | 2 x 750 | 93.75 |
| high-power led | 30° | 2 x 713 | 89.13 |
| high-power led | 45° | 2 x 677 | 84.63 |

Finish color options:




Technical features



Technical data

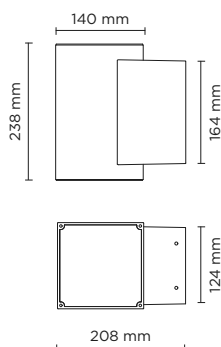
| | |
|----------------|--|
| Wattage | 2 x 8 WATT |
| IP Rating | IP65 |
| IK Rating | IK09 |
| Material | High corrosion resistance die-cast copper-free aluminum body |
| Coating | Polyester powder coating with phosphochromating pre-finish |
| Light source | NR. 5 x 1.5W CREE "XP-G3" LED up and down. |
| Screws | Stainless steel |
| Transformer | Electronic power supply 220/240V 50/60Hz built-in |
| Gasket | Silicone rubber |
| Rubber grommet | M20 Rutaseal® in EPDM |
| Glass | Tempered |
| Gross weight | 3,00 Kg |



401018

TECH MEDIUM 02 SQUARE PRO

Square up&down luminaire for outdoor installation on a façade/wall. Phospho-chromatised and polyester powder coated die-cast copper-free aluminium body, tempered safety glass, moulded silicone gasket and stainless steel screws. Built-in LED driver 220-240V 50-60Hz, with 2 x 5 CREE XP-L LED. IP65 rating.



| light source* | light beam options | lumen output (lm) | lumin. efficacy (lm/w) |
|--------------------------|--------------------|-------------------|------------------------|
| 3000°K warm-white | | | |
| high-power led | 10° | 2 x 1.300 | 92.86 |
| high-power led | 30° | 2 x 1.230 | 87.86 |
| high-power led | 45° | 2 x 1.170 | 83.57 |

* Other light colors available on request: Neutral-white

Finish color options:

| | | |
|---|---|--|
|  Textured Grey RAL 9006 |  Anthracite Grey RAL 7016 |  Matt Black (on request) |
|---|---|--|

Technical features



Technical data

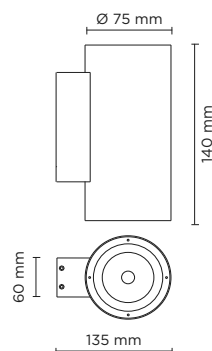
| | |
|----------------|--|
| Wattage | 2 X 14 WATT |
| IP Rating | IP65 |
| IK Rating | IK09 |
| Material | High corrosion resistance die-cast copper-free aluminum body |
| Coating | Polyester powder coating with phosphochromating pre-finish |
| Light source | NR. 5 CREE "XP-L" LED up and NR. 5 CREE "XP-L" LED down |
| Screws | Stainless steel |
| Transformer | Electronic power supply 220/240V 50/60Hz built-in |
| Gasket | Silicone rubber |
| Rubber grommet | M20 Rutaseal® in EPDM |
| Glass | Tempered |
| Gross weight | 3,00 Kg |




401901

TECH MINI STEEL ROUND 01

Round wall mounted luminaire for outdoor installation on a façade/wall, with light distribution downward only. Luminaire completely made in mirrored stainless steel AISI 316L, tempered safety glass, moulded silicone gasket and stainless steel screws. Built-in LED driver 220-240V 50-60Hz, with nr. 1 CREE COB LED. IP65 rating.



| light source | light beam options | lumen output (lm) | lumin. efficacy (lm/w) |
|--------------------------|---|-------------------|------------------------|
| 3000°K warm-white | | | |
| cob led |  30° | 480 | 96.00 |

Finish color options:

 Mirrored Stainless Steel

Technical features



Technical data

| | |
|--------------|---|
| Wattage | 5 WATT |
| IP Rating | IP65 |
| IK Rating | IK08 |
| Material | Mirrored stainless steel AISI 316L |
| Light source | NR. 1 x 5W CREE COB LED |
| Screws | Stainless steel |
| Transformer | Electronic power supply 220/240V 50/60Hz built-in |
| Gasket | Silicone rubber |
| Glass | Tempered |
| Gross weight | 1,90 Kg |

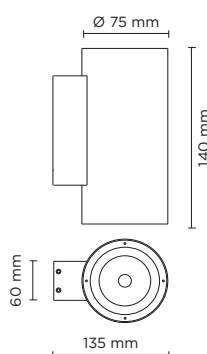





401902

TECH MINI STEEL ROUND 02

Round up&down luminaire for outdoor installation on a façade/wall. Luminaire completely made in mirrored stainless steel AISI 316L, tempered safety glass, moulded silicone gasket and stainless steel screws. Built-in LED driver 220-240V 50-60Hz, with 2 x CREE COB LED. IP65 rating.



| light source | light beam options | lumen output (lm) | lumin. efficacy (lm/w) |
|--------------------------|---|-------------------|------------------------|
| 3000°K warm-white | | | |
| cob led |  2 x 30° | 2 x 480 | 96.00 |

Finish color options:

 Mirrored Stainless Steel

Technical features



Technical data

| | |
|--------------|---|
| Wattage | 2 x 5 WATT |
| IP Rating | IP65 |
| IK Rating | IK08 |
| Material | Mirrored stainless steel AISI 316L |
| Light source | NR. 2 x 5W CREE COB LED |
| Screws | Stainless steel |
| Transformer | Electronic power supply 220/240V 50/60Hz built-in |
| Gasket | Silicone rubber |
| Glass | Tempered |
| Gross weight | 2,00 Kg |



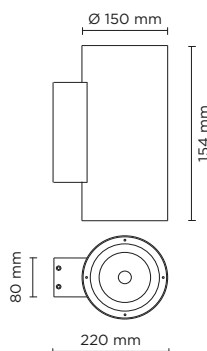





401903

TECH MEDIUM STEEL ROUND 01

Round wall mounted luminaire for outdoor installation on a façade/wall, with light distribution downward only. Luminaire completely made in mirrored stainless steel AISI 316L, tempered safety glass, moulded silicone gasket and stainless steel screws. Built-in LED driver 220-240V 50-60Hz, with nr. 1 CREE COB LED. IP65 rating.



| light source | light beam options | lumen output (lm) | lumin. efficacy (lm/w) |
|--------------------------|---|-------------------|------------------------|
| 3000°K warm-white | | | |
| cob led |  30° | 960 | 80.00 |

Finish color options:

 Mirrored
Stainless Steel

Technical features



Technical data

| | |
|--------------|---|
| Wattage | 12 WATT |
| IP Rating | IP65 |
| IK Rating | IK08 |
| Material | Mirrored stainless steel AISI 316L |
| Light source | NR. 1 x 12W CREE COB LED |
| Screws | Stainless steel |
| Transformer | Electronic power supply 220/240V 50/60Hz built-in |
| Gasket | Silicone rubber |
| Glass | Tempered |
| Gross weight | 4,90 Kg |

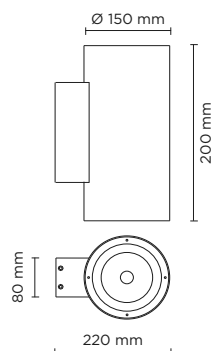





401904

TECH MEDIUM STEEL ROUND 02

Round up&down luminaire for outdoor installation on a façade/wall. Luminaire completely made in mirrored stainless steel AISI 316L, tempered safety glass, moulded silicone gasket and stainless steel screws. Built-in LED driver 220-240V 50-60Hz, with 2 x CREE COB LED. IP65 rating.



| light source | light beam options | lumen output (lm) | lumin. efficacy (lm/w) |
|--------------------------|---|-------------------|------------------------|
| 3000°K warm-white | | | |
| cob led |  2 x 30° | 2 x 960 | 80.00 |

Finish color options:


 Mirrored Stainless Steel

Technical features



Technical data

| | |
|--------------|---|
| Wattage | 2 x 12 WATT |
| IP Rating | IP65 |
| IK Rating | IK08 |
| Material | Mirrored stainless steel AISI 316L |
| Light source | NR. 2 x 12W CREE COB LED |
| Screws | Stainless steel |
| Transformer | Electronic power supply 220/240V 50/60Hz built-in |
| Gasket | Silicone rubber |
| Glass | Tempered |
| Gross weight | 5,00 Kg |

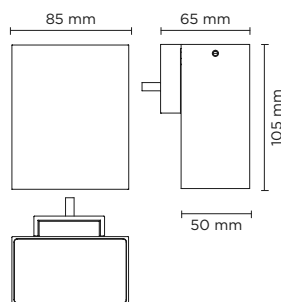








402501

TAG MINI 01

Wall applique, to be mounted on an outdoor façade/ wall, with one side light distribution. Luminaire body is made of extruded copper-free aluminum, secured with die-cast aluminum base, tempered safety glass, moulded silicone gasket and stainless steel screws. Built-in LED driver 220-240V 50-60Hz, with nr. 2 CREE XP-G2 LED. IP65 rating.



| light source | light beam options | | lumen output (lm) | lumin. efficacy (lm/w) |
|----------------------|---|-----|-------------------|------------------------|
| 3000°K warm-white | | | | |
| high-power led |  | 15° | 280 | 62.22 |
| high-power led |  | 55° | 270 | 60.00 |
| 4000°K neutral-white | | | | |
| high-power led |  | 15° | 308 | 68.44 |
| high-power led |  | 55° | 292 | 64.88 |

Finish color options:

 Textured Grey
RAL 9006

 Anthracite Grey
RAL 7016

 Matt Black
(on request)

Technical features



Technical data

| | |
|--------------|--|
| Wattage | 4.5 WATT |
| IP Rating | IP65 |
| IK Rating | IK08 |
| Material | High corrosion resistance extruded copper-free aluminum body |
| Coating | Polyester powder coating with phosphochromating pre-finish |
| Light source | NR. 2 CREE XP-G2 LED |
| Screws | Stainless steel |
| Transformer | Electronic power supply 220/240V 50/60Hz built-in |
| Gasket | Silicone rubber |
| Power cable | 0,10 mt. neoprene power cable included |
| Glass | Tempered |
| Gross weight | 1,00 Kg |

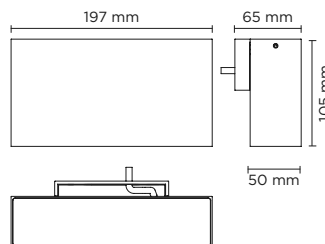








402502

TAG MEDIUM 01

Wall applique, to be mounted on an outdoor façade/ wall, with one side light distribution. Luminaire body is made of extruded copper-free aluminum, secured with die-cast aluminum base, tempered safety glass, moulded silicone gasket and stainless steel screws. Built-in LED driver 220-240V 50-60Hz, with nr. 6 CREE XP-G2 LED. IP65 rating.



| light source | light beam options | lumen output (lm) | lumin. efficacy (lm/w) |
|-----------------------------|---|-------------------|------------------------|
| 3000°K warm-white | | | |
| high-power led |  15° | 840 | 105.00 |
| high-power led |  55° | 810 | 101.25 |
| 4000°K neutral-white | | | |
| high-power led |  15° | 924 | 115.50 |
| high-power led |  55° | 876 | 109.50 |

Finish color options:

| | | |
|---|---|--|
|  Textured Grey RAL 9006 |  Anthracite Grey RAL 7016 |  Matt Black (on request) |
|---|---|--|

Technical features



Technical data

| | |
|--------------|--|
| Wattage | 8 WATT |
| IP Rating | IP65 |
| IK Rating | IK08 |
| Material | High corrosion resistance extruded copper-free aluminum body |
| Coating | Polyester powder coating with phosphocromating pre-finish |
| Light source | NR. 6 CREE XP-G2 LED |
| Screws | Stainless steel |
| Transformer | Electronic power supply 220/240V 50/60Hz built-in |
| Gasket | Silicone rubber |
| Cable gland | M16 rubber grommet |
| Power cable | 0,10 mt. neoprene power cable included |
| Glass | Tempered |
| Gross weight | 1,50 Kg |

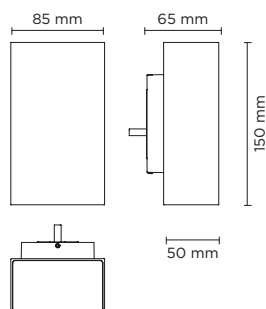




402503

TAG MINI 02

Wall applique, to be mounted on an outdoor façade/wall, with two sides light distribution (up & down). Luminaire body is made of extruded copper-free aluminum, secured with die-cast aluminum base and aluminum fixing bracket, tempered safety glass, moulded silicone gasket and stainless steel screws. Built-in LED driver 220-240V 50-60Hz, with nr. 2 x 2 CREE XP-G2 LED. IP65 rating.



| light source | light beam options | lumen output (lm) | lumin. efficacy (lm/w) |
|-----------------------------|--------------------|-------------------|------------------------|
| 3000°K warm-white | | | |
| high-power led | 15° | 2 x 280 | 80.00 |
| high-power led | 55° | 2 x 270 | 77.14 |
| 4000°K neutral-white | | | |
| high-power led | 15° | 2 x 308 | 88.00 |
| high-power led | 55° | 2 x 292 | 83.42 |

Finish color options:

Textured Grey
RAL 9006

Anthracite Grey
RAL 7016

Matt Black
(on request)

Technical features

IP65

IK08

CE

5
YEARS

⏏

Technical data

| | |
|--------------|--|
| Wattage | 7 WATT |
| IP Rating | IP65 |
| IK Rating | IK08 |
| Material | High corrosion resistance extruded copper-free aluminum body |
| Coating | Polyester powder coating with phosphochromating pre-finish |
| Light source | NR. 2 x 2 CREE XP-G2 LED |
| Screws | Stainless steel |
| Transformer | Electronic power supply 220/240V 50/60Hz built-in |
| Gasket | Silicone rubber |
| Cable gland | M16 rubber grommet |
| Glass | Tempered |
| Gross weight | 1,20 Kg |

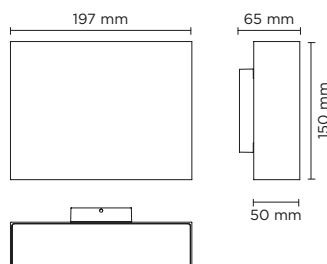




402504

TAG MEDIUM 02

Wall applique, to be mounted on an outdoor façade/ wall, with two sides light distribution (up & down). Luminaire body is made of extruded copper-free aluminum, secured with die-cast aluminum base and aluminum fixing bracket, tempered safety glass, moulded silicone gasket and stainless steel screws. Built-in LED driver 220-240V 50-60Hz, with nr. 2 x 6 CREE XP-G2 LED. IP65 rating.



| light source | light beam options | lumen output (lm) | lumin. efficacy (lm/w) |
|-----------------------------|--------------------|-------------------|------------------------|
| 3000°K warm-white | | | |
| high-power led | 15° | 2 x 840 | 112.00 |
| high-power led | 55° | 2 x 810 | 108.00 |
| 4000°K neutral-white | | | |
| high-power led | 15° | 2 x 924 | 123.20 |
| high-power led | 55° | 2 x 876 | 116.80 |

Finish color options:

| | | |
|--|--|---|
|  Textured Grey RAL 9006 |  Anthracite Grey RAL 7016 |  Matt Black (on request) |
|--|--|---|

Technical features



Technical data

| | |
|--------------|--|
| Wattage | 15 WATT |
| IP Rating | IP65 |
| IK Rating | IK08 |
| Material | High corrosion resistance extruded copper-free aluminum body |
| Coating | Polyester powder coating with phosphochromating pre-finish |
| Light source | NR. 2 x 6 CREE XP-G2 LED |
| Screws | Stainless steel |
| Transformer | Electronic power supply 220/240V 50/60Hz built-in |
| Gasket | Silicone rubber |
| Cable gland | M16 rubber grommet |
| Glass | Tempered |
| Gross weight | 2,00 Kg |



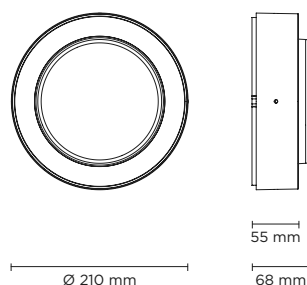


402801

FRAME MEDIUM ROUND

Designed by
NAVA + AROSIO

Round diam. 210mm surface mounted luminaire for outdoor installation on a façade/wall. Phospho-chromatised and polyester powder coated die-cast copper-free aluminium body, acid-etched tempered glass diffuser white painted internally, moulded silicone gasket and stainless steel screws. Built-in LED driver 220-240V 50-60Hz, with 36 x mid-power SAMSUNG 2835 LED. IP65 rating.



| light source | light beam options | lumen output (lm) | lumin. efficacy (lm/w) |
|-----------------------------|--------------------|-------------------|------------------------|
| 3000°K warm-white | | | |
| high-power led | diffused | 808 | 50.50 |
| 4000°K neutral-white | | | |
| high-power led | diffused | 844 | 52.75 |

Finish color options:

| | | |
|--|---|--|
|  Textured Grey RAL 9006 |  Anthracite Grey RAL 7016 |  Matt Black (on request) |
|--|---|--|

Technical features



NEW

Technical data

| | |
|--------------|--|
| Wattage | 16 WATT |
| IP Rating | IP65 |
| IK Rating | IK09 |
| Material | High corrosion resistance extruded copper-free aluminum body |
| Coating | Polyester powder coating with phosphochromating pre-finish |
| Light source | 36 x mid-power SAMSUNG 2835 LED |
| Screws | Stainless steel |
| Transformer | Electronic power supply 220/240V 50/60Hz built-in |
| Gasket | Silicone rubber |
| Glass | Acid-etched tempered glass diffuser white painted internally |
| Power cable | 0,3 mt. power cable included |
| Gross weight | 3,20 Kg |



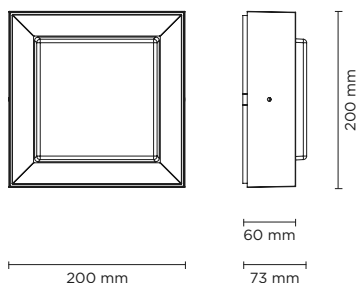


402802

FRAME MEDIUM SQUARE

Designed by
NAVA + AROSIO

Square 200x200mm surface mounted luminaire for outdoor installation on a façade/wall. Phospho-chromatised and polyester powder coated die-cast copper-free aluminium body, acid-etched tempered glass diffuser white painted internally, moulded silicone gasket and stainless steel screws. Built-in LED driver 220-240V 50-60Hz, with 36 x mid-power SAMSUNG 2835 LED. IP65 rating.




| light source | light beam options | lumen output (lm) | lumin. efficacy (lm/w) |
|-----------------------------|--------------------|-------------------|------------------------|
| 3000°K warm-white | | | |
| high-power led | diffused | 808 | 50.50 |
| 4000°K neutral-white | | | |
| high-power led | diffused | 844 | 52.75 |

Finish color options:

| | | |
|---------------------------|-----------------------------|----------------------------|
| Textured Grey RAL 9006 | Anthracite Grey RAL 7016 | Matt Black (on request) |
|---------------------------|-----------------------------|----------------------------|

Technical features



NEW

Technical data

| | |
|--------------|--|
| Wattage | 16 WATT |
| IP Rating | IP65 |
| IK Rating | IK09 |
| Material | High corrosion resistance extruded copper-free aluminum body |
| Coating | Polyester powder coating with phosphochromating pre-finish |
| Light source | 36 x mid-power SAMSUNG 2835 LED |
| Screws | Stainless steel |
| Transformer | Electronic power supply 220/240V 50/60Hz built-in |
| Gasket | Silicone rubber |
| Glass | Acid-etched tempered glass diffuser white painted internally |
| Power cable | 0,3 mt. power cable included |
| Gross weight | 3,50 Kg |



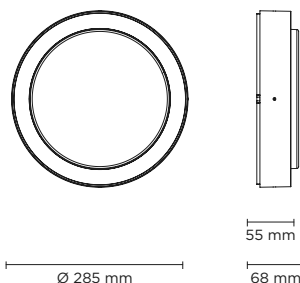


402803

FRAME MAXI ROUND

Designed by
NAVA + AROSIO

Round diam. 285mm surface mounted luminaire for outdoor installation on a façade/wall. Phospho-chromatised and polyester powder coated die-cast copper-free aluminium body, acid-etched tempered glass diffuser white painted internally, moulded silicone gasket and stainless steel screws. Built-in LED driver 220-240V 50-60Hz, with 48 x mid-power SAMSUNG 2835 LED. IP65 rating.



402803EM

OPTIONAL VERSION
WITH 3H EMERGENCY

Available on request

| light source | light beam options | lumen output (lm) | lumin. efficacy (lm/w) |
|-----------------------------|--------------------|-------------------|------------------------|
| 3000°K warm-white | | | |
| high-power led | diffused | 1.010 | 50.50 |
| 4000°K neutral-white | | | |
| high-power led | diffused | 1.055 | 52.75 |

Finish color options:

| | | |
|---|---|--|
|  Textured Grey RAL 9006 |  Anthracite Grey RAL 7016 |  Matt Black (on request) |
|---|---|--|


Technical features


| | | | | | |
|------|------|----|---------|---|------|
| IP65 | IK09 | CE | 5 YEARS |  | DALI |
|------|------|----|---------|---|------|

NEW

Technical data

| | |
|--------------|--|
| Wattage | 20WATT |
| IP Rating | IP65 |
| IK Rating | IK09 |
| Material | High corrosion resistance extruded copper-free aluminum body |
| Coating | Polyester powder coating with phosphochromating pre-finish |
| Light source | 48 x mid-power SAMSUNG 2835 LED |
| Screws | Stainless steel |
| Transformer | Electronic power supply 220/240V 50/60Hz built-in |
| Gasket | Silicone rubber |
| Glass | Acid-etched tempered glass diffuser white painted internally |
| Power cable | 0,3 mt. power cable included |
| Gross weight | 4,20 Kg |





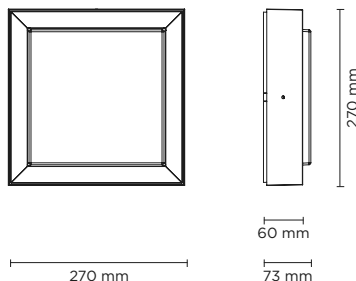


402804

FRAME MAXI SQUARE

Designed by
NAVA + AROSIO

Square 270x270mm surface mounted luminaire for outdoor installation on a façade/wall. Phospho-chromatised and polyester powder coated die-cast copper-free aluminium body, acid-etched tempered glass diffuser white painted internally, moulded silicone gasket and stainless steel screws. Built-in LED driver 220-240V 50-60Hz, with 48 x mid-power SAMSUNG 2835 LED. IP65 rating.



402604EM

OPTIONAL VERSION
WITH 3H EMERGENCY

Available on request

| light source | light beam options | lumen output (lm) | lumin. efficacy (lm/w) |
|-----------------------------|--------------------|-------------------|------------------------|
| 3000°K warm-white | | | |
| high-power led | diffused | 1.010 | 50.50 |
| 4000°K neutral-white | | | |
| high-power led | diffused | 1.055 | 52.75 |

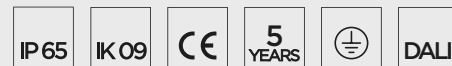
Finish color options:

Textured Grey
RAL 9006

Anthracite Grey
RAL 7016

Matt Black
(on request)


Technical features




NEW

Technical data

| | |
|--------------|--|
| Wattage | 20WATT |
| IP Rating | IP65 |
| IK Rating | IK09 |
| Material | High corrosion resistance extruded copper-free aluminum body |
| Coating | Polyester powder coating with phosphochromating pre-finish |
| Light source | 48 x mid-power SAMSUNG 2835 LED |
| Screws | Stainless steel |
| Transformer | Electronic power supply 220/240V 50/60Hz built-in |
| Gasket | Silicone rubber |
| Glass | Acid-etched tempered glass diffuser white painted internally |
| Power cable | 0,3 mt. power cable included |
| Gross weight | 4,50 Kg |









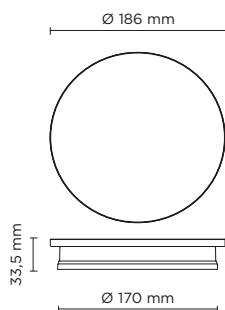



401701

ECLIPSE MINI ROUND

Designed by
PAOLO VILLA

Round wall surface-mounted luminaire creating a **diffused and discrete light through the fixture perimeter** on the wall. Fixture for outdoor installation on a wall. Phospho-chromatised and polyester powder coated die-cast copper-free aluminium body, frosted polycarbonate diffuser, moulded silicone gasket and stainless steel screws. Built-in LED driver 220-240V 50-60Hz, with low-power CREE LED. IP65 rating.



| light source* | light beam options | lumen output (lm) | lumin. efficacy (lm/w) |
|--------------------------|--|-------------------|------------------------|
| 3000°K warm-white | | | |
| low power led |  360° | 446 | 49.55 |

* Other light colors available on request: Neutral-white

Finish color options:


| | | |
|--|---|--|
|  Textured Grey RAL 9006 |  Anthracite Grey RAL 7016 |  Matt Black (on request) |
|--|---|--|

Technical features



Technical data

| | |
|----------------|---|
| Wattage | 9 WATT |
| IP Rating | IP65 |
| IK Rating | IK08 |
| Material | High corrosion resistance die-cast copper-free aluminium body |
| Coating | Polyester powder coating with phosphochromating pre-finish |
| Light source | Low-power CREE LED |
| Screws | Stainless steel |
| Transformer | Electronic power supply 220/240V 50/60Hz built-in |
| Gasket | Silicone rubber |
| Rubber grommet | M12 Rutaseal® in EPDM |
| Diffuser | Polycarbonate |
| Gross weight | 1,00 Kg |






401702

ECLIPSE MINI SQUARE

Designed by
PAOLO VILLA

Square wall surface-mounted luminaire creating a **diffused and discrete light through the fixture perimeter** on the wall. Fixture for outdoor installation on a wall. Phospho-chromatised and polyester powder coated die-cast copper-free aluminium body, frosted polycarbonate diffuser, moulded silicone gasket and stainless steel screws. Built-in LED driver 220-240V 50-60Hz, with low-power CREE LED. IP65 rating.



| light source* | light beam options | lumen output (lm) | lumin. efficacy (lm/w) |
|--------------------------|--------------------|-------------------|------------------------|
| 3000°K warm-white | | | |
| low power led | ■ 360° | 474 | 47.40 |

* Other light colors available on request: Neutral-white

Finish color options:




Technical features



Technical data

| | |
|----------------|--|
| Wattage | 10 WATT |
| IP Rating | IP65 |
| IK Rating | IK08 |
| Material | High corrosion resistance die-cast copper-free aluminum body |
| Coating | Polyester powder coating with phosphochromating pre-finish |
| Light source | Low-power CREE LED |
| Screws | Stainless steel |
| Transformer | Electronic power supply 220/240V 50/60Hz built-in |
| Gasket | Silicone rubber |
| Rubber grommet | M12 Rutaseal® in EPDM |
| Diffuser | Polycarbonate |
| Gross weight | 1,00 Kg |











401703

ECLIPSE MINI SQUARE 01

Designed by
PAOLO VILLA

Square wall surface-mounted luminaire creating a **mono-directional wall-washer lighting effect** on the wall. Fixture for outdoor installation on a wall. Phospho-chromatised and polyester powder coated die-cast copper-free aluminium body, frosted polycarbonate diffuser, moulded silicone gasket and stainless steel screws. Built-in LED driver 220-240V 50-60Hz, with 6 mid-power CREE XH-G LED. IP65 rating.



| light source* | light beam options | lumen output (lm) | lumin. efficacy (lm/w) |
|--------------------------|---|-------------------|------------------------|
| 3000°K warm-white | | | |
| mid power led |  30° | 350 | 87,50 |

* Other light colors available on request: Neutral-white

Finish color options:



Technical features



Technical data

| | |
|----------------|--|
| Wattage | 4 WATT |
| IP Rating | IP65 |
| IK Rating | IK08 |
| Material | High corrosion resistance die-cast copper-free aluminum body |
| Coating | Polyester powder coating with phosphochromating pre-finish |
| Light source | Nr. 6 mid-power CREE XH-G LED |
| Screws | Stainless steel |
| Transformer | Electronic power supply 220/240V 50/60Hz built-in |
| Gasket | Silicone rubber |
| Rubber grommet | M12 Rutaseal® in EPDM |
| Diffuser | Polycarbonate |
| Gross weight | 1,00 Kg |






401704

ECLIPSE MINI SQUARE 02

Designed by
PAOLO VILLA

Square wall surface-mounted luminaire creating a **bi-directional (up&down) wall-washer lighting effect** on the wall. Fixture for outdoor installation on a wall. Phospho-chromatised and polyester powder coated die-cast copper-free aluminium body, frosted polycarbonate diffuser, moulded silicone gasket and stainless steel screws. Built-in LED driver 220-240V 50-60Hz, with 2x6 mid-power CREE XH-G LED. IP65 rating.



| light source* | light beam options | lumen output (lm) | lumin. efficacy (lm/w) |
|--------------------------|--------------------|-------------------|------------------------|
| 3000°K warm-white | | | |
| mid power led | 2 x 30° | 2 x 350 | 87,50 |

* Other light colors available on request: Neutral-white

Finish color options:




Technical features



Technical data

| | |
|----------------|--|
| Wattage | 8 WATT |
| IP Rating | IP65 |
| IK Rating | IK08 |
| Material | High corrosion resistance die-cast copper-free aluminum body |
| Coating | Polyester powder coating with phosphochromating pre-finish |
| Light source | Nr. 2 x 6 mid-power CREE XH-G LED |
| Screws | Stainless steel |
| Transformer | Electronic power supply 220/240V 50/60Hz built-in |
| Gasket | Silicone rubber |
| Rubber grommet | M12 Rutaseal® in EPDM |
| Diffuser | Polycarbonate |
| Gross weight | 1,00 Kg |



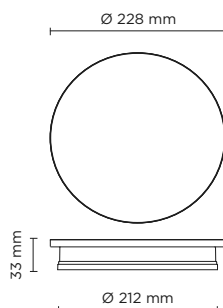



401705

ECLIPSE MEDIUM ROUND

Designed by
PAOLO VILLA

Round wall surface-mounted luminaire creating a **diffused and discrete light through the fixture perimeter** on the wall. Fixture for outdoor installation on a wall. Phospho-chromatised and polyester powder coated die-cast copper-free aluminium body, frosted polycarbonate diffuser, moulded silicone gasket and stainless steel screws. Built-in LED driver 220-240V 50-60Hz, with low-power CREE LED. IP65 rating.



| light source* | light beam options | lumen output (lm) | lumin. efficacy (lm/w) |
|--------------------------|--|-------------------|------------------------|
| 3000°K warm-white | | | |
| low power led |  360° | 556 | 46.33 |

* Other light colors available on request: Neutral-white

Finish color options:


| | | |
|--|---|--|
|  Textured Grey RAL 9006 |  Anthracite Grey RAL 7016 |  Matt Black (on request) |
|--|---|--|


Technical features



Technical data

| | |
|----------------|--|
| Wattage | 12 WATT |
| IP Rating | IP65 |
| IK Rating | IK08 |
| Material | High corrosion resistance die-cast copper-free aluminum body |
| Coating | Polyester powder coating with phosphochromating pre-finish |
| Light source | Low-power CREE LED |
| Screws | Stainless steel |
| Transformer | Electronic power supply 220/240V 50/60Hz built-in |
| Gasket | Silicone rubber |
| Rubber grommet | M16 Rutaseal® in EPDM |
| Diffuser | Polycarbonate |
| Gross weight | 1,50 Kg |



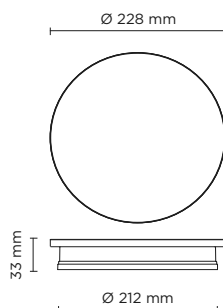



401711

ECLIPSE MEDIUM ROUND CONCRETE

Designed by
PAOLO VILLA


Round wall surface-mounted luminaire creating a **diffused and discrete light through the fixture perimeter** on the wall. Fixture for outdoor installation on a wall. Phospho-chromatised and polyester powder coated die-cast copper-free aluminium body, cover in concrete material; frosted polycarbonate diffuser, moulded silicone gasket and stainless steel screws. Built-in LED driver 220-240V 50-60Hz, with low-power CREE LED. IP65 rating.



| light source* | light beam options | lumen output (lm) | lumin. efficacy (lm/w) |
|--------------------------|--|-------------------|------------------------|
| 3000°K warm-white | | | |
| low power led |  360° | 556 | 46.33 |

* Other light colors available on request: Neutral-white

Finish color options:

 Concrete Grey

Technical features



Technical data

| | |
|----------------|---|
| Wattage | 12 WATT |
| IP Rating | IP65 |
| IK Rating | IK08 |
| Material | High corrosion resistance die-cast copper-free aluminium body, cover in concrete material |
| Coating | Polyester powder coating with phosphochromating pre-finish |
| Light source | Low-power CREE LED |
| Screws | Stainless steel |
| Transformer | Electronic power supply 220/240V 50/60Hz built-in |
| Gasket | Silicone rubber |
| Rubber grommet | M16 Rutaseal® in EPDM |
| Diffuser | Polycarbonate |
| Gross weight | 2,00 Kg |



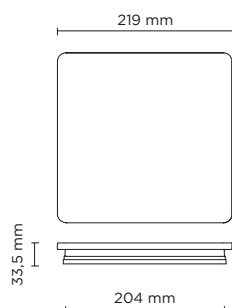


401706

ECLIPSE MEDIUM SQUARE

Designed by
PAOLO VILLA

Square wall surface-mounted luminaire creating a **diffused and discrete light through the fixture perimeter** on the wall. Fixture for outdoor installation on a wall. Phospho-chromatised and polyester powder coated die-cast copper-free aluminium body, frosted polycarbonate diffuser, moulded silicone gasket and stainless steel screws. Built-in LED driver 220-240V 50-60Hz, with low-power CREE LED. IP65 rating.



| light source* | light beam options | lumen output (lm) | lumin. efficacy (lm/w) |
|--------------------------|--------------------|-------------------|------------------------|
| 3000°K warm-white | | | |
| low power led | ■ 360° | 636 | 45.42 |

* Other light colors available on request: Neutral-white

Finish color options:


| | | |
|-----------------------------|-------------------------------|------------------------------|
| ■ Textured Grey RAL 9006 | ■ Anthracite Grey RAL 7016 | ■ Matt Black (on request) |
|-----------------------------|-------------------------------|------------------------------|

Technical features



Technical data

| | |
|----------------|---|
| Wattage | 14 WATT |
| IP Rating | IP65 |
| IK Rating | IK08 |
| Material | High corrosion resistance die-cast copper-free aluminium body |
| Coating | Polyester powder coating with phosphochromating pre-finish |
| Light source | Low-power CREE LED |
| Screws | Stainless steel |
| Transformer | Electronic power supply 220/240V 50/60Hz built-in |
| Gasket | Silicone rubber |
| Rubber grommet | M16 Rutaseal® in EPDM |
| Diffuser | Polycarbonate |
| Gross weight | 1,50 Kg |



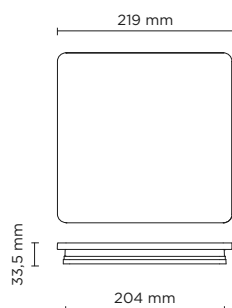


401712

ECLIPSE MEDIUM SQUARE CONCRETE

Designed by
PAOLO VILLA

Square wall surface-mounted luminaire creating a **diffused and discrete light through the fixture perimeter** on the wall. Fixture for outdoor installation on a wall. Phospho-chromatised and polyester powder coated die-cast copper-free aluminium body, cover in concrete material; frosted polycarbonate diffuser, moulded silicone gasket and stainless steel screws. Built-in LED driver 220-240V 50-60Hz, with low-power CREE LED. IP65 rating.



| light source* | light beam options | lumen output (lm) | lumin. efficacy (lm/w) |
|--------------------------|--------------------|-------------------|------------------------|
| 3000°K warm-white | | | |
| low power led | ■ 360° | 636 | 45.42 |

* Other light colors available on request: Neutral-white

Finish color options:

■ Concrete Grey

Technical features



Technical data

| | |
|----------------|---|
| Wattage | 14 WATT |
| IP Rating | IP65 |
| IK Rating | IK08 |
| Material | High corrosion resistance die-cast copper-free aluminium body, cover in concrete material |
| Coating | Polyester powder coating with phosphocromating pre-finish |
| Light source | Low-power CREE LED |
| Screws | Stainless steel |
| Transformer | Electronic power supply 220/240V 50/60Hz built-in |
| Gasket | Silicone rubber |
| Rubber grommet | M16 Rutaseal® in EPDM |
| Diffuser | Polycarbonate |
| Gross weight | 2,00 Kg |





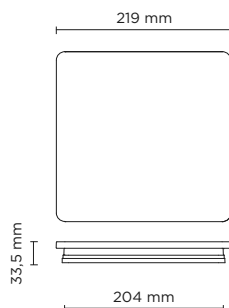



401707

ECLIPSE MEDIUM SQUARE 01

Designed by
PAOLO VILLA

Square wall surface-mounted luminaire creating a **mono-directional wall-washer lighting effect** on the wall. Fixture for outdoor installation on a wall. Phospho-chromatised and polyester powder coated die-cast copper-free aluminium body, frosted polycarbonate diffuser, moulded silicone gasket and stainless steel screws. Built-in LED driver 220-240V 50-60Hz, with 14 mid-power CREE XH-G LED. IP65 rating.



| light source* | light beam options | lumen output (lm) | lumin. efficacy (lm/w) |
|--------------------------|---|-------------------|------------------------|
| 3000°K warm-white | | | |
| mid power led |  30° | 650 | 65.00 |

* Other light colors available on request: Neutral-white

Finish color options:



Technical features



Technical data

| | |
|----------------|--|
| Wattage | 10 WATT |
| IP Rating | IP65 |
| IK Rating | IK08 |
| Material | High corrosion resistance die-cast copper-free aluminum body |
| Coating | Polyester powder coating with phosphochromating pre-finish |
| Light source | Nr. 14 mid-power CREE XH-G LED |
| Screws | Stainless steel |
| Transformer | Electronic power supply 220/240V 50/60Hz built-in |
| Gasket | Silicone rubber |
| Rubber grommet | M16 Rutaseal® in EPDM |
| Diffuser | Polycarbonate |
| Gross weight | 1,50 Kg |



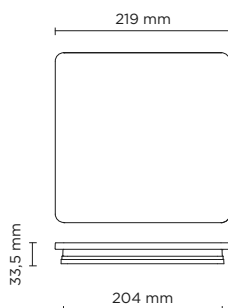



401708

ECLIPSE MEDIUM SQUARE 02

Designed by
PAOLO VILLA

Square wall surface-mounted luminaire creating a **bi-directional (up&down) wall-washer lighting effect** on the wall. Fixture for outdoor installation on a wall. Phospho-chromatised and polyester powder coated die-cast copper-free aluminium body, frosted polycarbonate diffuser, moulded silicone gasket and stainless steel screws. Built-in LED driver 220-240V 50-60Hz, with 2x14 mid-power CREE XH-G LED. IP65 rating.



| light source* | light beam options | lumen output (lm) | lumin. efficacy (lm/w) |
|--------------------------|---|-------------------|------------------------|
| 3000°K warm-white | | | |
| mid power led |  2 x 30° | 2 x 650 | 68.42 |

* Other light colors available on request: Neutral-white

Finish color options:





Technical features



Technical data

| | |
|----------------|--|
| Wattage | 19 WATT |
| IP Rating | IP65 |
| IK Rating | IK08 |
| Material | High corrosion resistance die-cast copper-free aluminum body |
| Coating | Polyester powder coating with phosphochromating pre-finish |
| Light source | Nr. 2 x 4 mid-power CREE XH-G LED |
| Screws | Stainless steel |
| Transformer | Electronic power supply 220/240V 50/60Hz built-in |
| Gasket | Silicone rubber |
| Rubber grommet | M16 Rutaseal® in EPDM |
| Diffuser | Polycarbonate |
| Gross weight | 1,50 Kg |



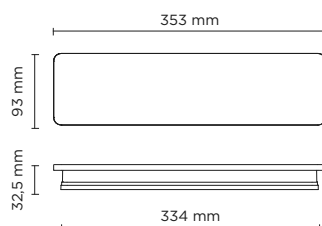


401709

ECLIPSE LINEAR 350

Designed by
PAOLO VILLA

Rectangular wall surface-mounted luminaire creating a **diffused and discrete light through the fixture perimeter** on the wall. Fixture for outdoor installation on a wall. Phospho-chromatised and polyester powder coated die-cast copper-free aluminium body, frosted polycarbonate diffuser, moulded silicone gasket and stainless steel screws. Built-in LED driver 220-240V 50-60Hz, with low-power CREE LED. IP65 rating.



| light source* | light beam options | lumen output (lm) | lumin. efficacy (lm/w) |
|--------------------------|--------------------|-------------------|------------------------|
| 3000°K warm-white | | | |
| low power led | ■ 360° | 584 | 41.71 |

* Other light colors available on request: Neutral-white

Finish color options:



| | | |
|-----------------------------|-------------------------------|------------------------------|
| ■ Textured Grey RAL 9006 | ■ Anthracite Grey RAL 7016 | ■ Matt Black (on request) |
|-----------------------------|-------------------------------|------------------------------|

Technical features



Technical data

| | |
|----------------|--|
| Wattage | 14 WATT |
| IP Rating | IP65 |
| IK Rating | IK08 |
| Material | High corrosion resistance die-cast copper-free aluminum body |
| Coating | Polyester powder coating with phosphochromating pre-finish |
| Light source | Low power CREE LED |
| Screws | Stainless steel |
| Transformer | Electronic power supply 220/240V 50/60Hz built-in |
| Gasket | Silicone rubber |
| Rubber grommet | M16 Rutaseal® in EPDM |
| Diffuser | Polycarbonate |
| Gross weight | 1,50 Kg |



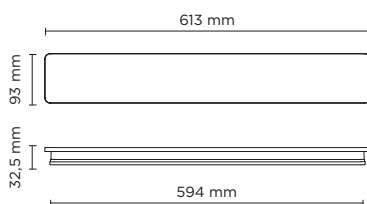


401710

ECLIPSE LINEAR 600

Designed by
PAOLO VILLA

Rectangular wall surface-mounted luminaire creating a **diffused and discrete light through the fixture perimeter** on the wall. Fixture for outdoor installation on a wall. Phosphochromatised and polyester powder coated die-cast copper-free aluminium body, frosted polycarbonate diffuser, moulded silicone gasket and stainless steel screws. Built-in LED driver 220-240V 50-60Hz, with low-power CREE LED. IP65 rating.



| light source* | light beam options | lumen output (lm) | lumin. efficacy (lm/w) |
|--------------------------|--------------------|-------------------|------------------------|
| 3000°K warm-white | | | |
| low power led | ■ 360° | 781 | 32.54 |

* Other light colors available on request: Neutral-white

Finish color options:


| | | |
|-----------------------------|-------------------------------|------------------------------|
| ■ Textured Grey RAL 9006 | ■ Anthracite Grey RAL 7016 | ■ Matt Black (on request) |
|-----------------------------|-------------------------------|------------------------------|

Technical features



Technical data

| | |
|----------------|--|
| Wattage | 24 WATT |
| IP Rating | IP65 |
| IK Rating | IK08 |
| Material | High corrosion resistance die-cast copper-free aluminum body |
| Coating | Polyester powder coating with phosphochromating pre-finish |
| Light source | Low power CREE LED |
| Screws | Stainless steel |
| Transformer | Electronic power supply 220/240V 50/60Hz built-in |
| Gasket | Silicone rubber |
| Rubber grommet | M16 Rutaseal® in EPDM |
| Diffuser | Polycarbonate |
| Gross weight | 2,00 Kg |



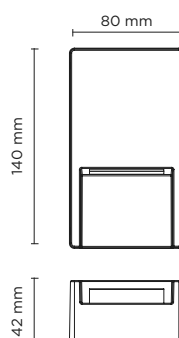






401607

SURF MINI RECTANGULAR

Rectangular wall surface-mounted luminaire for outdoor installation on a wall, no recess needed. Phospho-chromatised and polyester powder coated die-cast copper-free aluminium body, tempered safety glass, moulded silicone gasket and stainless steel screws. Built-in LED driver 220-240V 50-60Hz, with 6 mid-power CREE XH-G LED. IP65 rating.



| light source | light beam options | lumen output (lm) | lumin. efficacy (lm/w) |
|------------------------------|---|-------------------|------------------------|
| 3000°K warm-white | | | |
| mid power led |  floor washer 180° | 350 | 87.50 |
| 4000°K neutral-white* | | | |
| mid power led |  floor washer 180° | 368 | 92.00 |

* Available on request

Finish color options:

 Textured Grey
RAL 9006

 Anthracite Grey
RAL 7016

 Matt Black
(on request)

Technical features

IP65

IK08

CE

5
YEARS



Technical data

| | |
|----------------|---|
| Wattage | 4 WATT |
| IP Rating | IP65 |
| IK Rating | IK08 |
| Material | High corrosion resistance die-cast copper-free aluminum body and frame. |
| Coating | Polyester powder coating with phosphocromating pre-finish |
| Light source | NR. 6 x CREE XH-G LED |
| Screws | Stainless steel |
| Transformer | Electronic power supply 220/240V 50/60Hz built-in |
| Gasket | Silicone rubber |
| Glass | Tempered |
| Rubber grommet | M12 Rutaseal® in EPDM |
| Gross weight | 0,60 Kg |



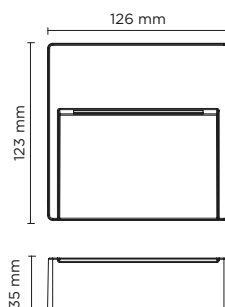






401602

SURF MINI SQUARE

Square wall surface-mounted luminaire for outdoor installation on a wall, no recess needed. Phospho-chromatised and polyester powder coated die-cast copper-free aluminium body, tempered safety glass, moulded silicone gasket and stainless steel screws. Built-in LED driver 220-240V 50-60Hz, with 6 mid-power CREE XH-G LED. IP65 rating.




| light source | light beam options | lumen output (lm) | lumin. efficacy (lm/w) |
|------------------------------|---|-------------------|------------------------|
| 3000°K warm-white | | | |
| mid power led |  floor washer 180° | 350 | 87.50 |
| 4000°K neutral-white* | | | |
| mid power led |  floor washer 180° | 368 | 92.00 |

* Available on request

Finish color options:

 Textured Grey RAL 9006

 Anthracite Grey RAL 7016

 Matt Black (on request)

Technical features

IP65

IK08

CE

5 YEARS



Technical data

| | |
|----------------|---|
| Wattage | 4 WATT |
| IP Rating | IP65 |
| IK Rating | IK08 |
| Material | High corrosion resistance die-cast copper-free aluminum body and frame. |
| Coating | Polyester powder coating with phosphocromating pre-finish |
| Light source | NR. 6 x CREE XH-G LED |
| Screws | Stainless steel |
| Transformer | Electronic power supply 220/240V 50/60Hz built-in |
| Gasket | Silicone rubber |
| Glass | Tempered |
| Rubber grommet | M12 Rutaseal® in EPDM |
| Gross weight | 0,60 Kg |



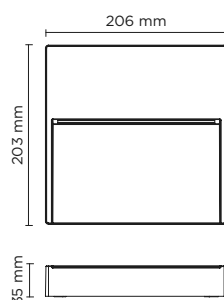






401604

SURF MEDIUM SQUARE

Square wall surface-mounted luminaire for outdoor installation on a wall, no recess needed. Phospho-chromatised and polyester powder coated die-cast copper-free aluminium body, tempered safety glass, moulded silicone gasket and stainless steel screws. Built-in LED driver 220-240V 50-60Hz, with 14 mid-power CREE XH-G LED. IP65 rating.



| light source | light beam options | lumen output (lm) | lumin. efficacy (lm/w) |
|------------------------------|---|-------------------|------------------------|
| 3000°K warm-white | | | |
| mid power led |  floor washer 180° | 650 | 81.25 |
| 4000°K neutral-white* | | | |
| mid power led |  floor washer 180° | 683 | 85.38 |

* Available on request

Finish color options:



Technical features



Technical data

| | |
|----------------|---|
| Wattage | 8 WATT |
| IP Rating | IP65 |
| IK Rating | IK08 |
| Material | High corrosion resistance die-cast copper-free aluminum body and frame. |
| Coating | Polyester powder coating with phosphochromating pre-finish |
| Light source | NR. 14 x CREE XH-G LED |
| Screws | Stainless steel |
| Transformer | Electronic power supply 220/240V 50/60Hz built-in |
| Gasket | Silicone rubber |
| Glass | Tempered |
| Rubber grommet | M16 Rutaseal® in EPDM |
| Gross weight | 1,40 Kg |

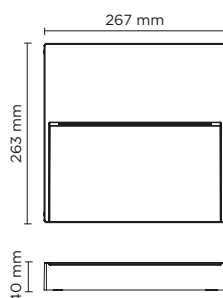






401606

SURF MAXI SQUARE

Square wall surface-mounted luminaire for outdoor installation on a wall, no recess needed. Phosphochromatised and polyester powder coated die-cast copper-free aluminium body, tempered safety glass, moulded silicone gasket and stainless steel screws. Built-in LED driver 220-240V 50-60Hz, with 21 mid-power CREE XH-G LED. IP65 rating.



| light source | light beam options | lumen output (lm) | lumin. efficacy (lm/w) |
|------------------------------|---|-------------------|------------------------|
| 3000°K warm-white | | | |
| mid power led |  floor washer 180° | 1.000 | 71.43 |
| 4000°K neutral-white* | | | |
| mid power led |  floor washer 180° | 1.050 | 75.00 |

* Available on request

Finish color options:

| | | |
|--|--|---|
|  Textured Grey RAL 9006 |  Anthracite Grey RAL 7016 |  Matt Black (on request) |
|--|--|---|

Technical features



Technical data

| | |
|----------------|---|
| Wattage | 14 WATT |
| IP Rating | IP65 |
| IK Rating | IK08 |
| Material | High corrosion resistance die-cast copper-free aluminum body and frame. |
| Coating | Polyester powder coating with phosphochromating pre-finish |
| Light source | NR. 21 x CREE XH-G LED |
| Screws | Stainless steel |
| Transformer | Electronic power supply 220/240V 50/60Hz built-in |
| Gasket | Silicone rubber |
| Glass | Tempered |
| Rubber grommet | M16 Rutaseal® in EPDM |
| Gross weight | 2,00 Kg |

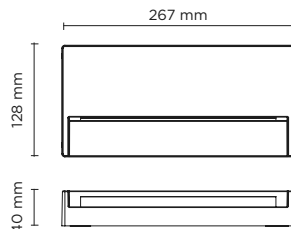






401608

SURF MAXI RECTANGULAR

Rectangular wall surface-mounted luminaire for outdoor installation on a wall, no recess needed. Phospho-chromatised and polyester powder coated die-cast copper-free aluminium body, tempered safety glass, moulded silicone gasket and stainless steel screws. Built-in LED driver 220-240V 50-60Hz, with 21 mid-power CREE XH-G LED. IP65 rating.




| light source | light beam options | lumen output (lm) | lumin. efficacy (lm/w) |
|------------------------------|---|-------------------|------------------------|
| 3000°K warm-white | | | |
| mid power led |  floor washer 180° | 1.000 | 71.43 |
| 4000°K neutral-white* | | | |
| mid power led |  floor washer 180° | 1.050 | 75.00 |

* Available on request

Finish color options:

 Textured Grey
RAL 9006

 Anthracite Grey
RAL 7016

 Matt Black
(on request)

Technical features

IP65

IK08

CE

5
YEARS



Technical data

| | |
|----------------|---|
| Wattage | 14 WATT |
| IP Rating | IP65 |
| IK Rating | IK08 |
| Material | High corrosion resistance die-cast copper-free aluminum body and frame. |
| Coating | Polyester powder coating with phosphocromating pre-finish |
| Light source | NR. 21 x CREE XH-G LED |
| Screws | Stainless steel |
| Transformer | Electronic power supply 220/240V 50/60Hz built-in |
| Gasket | Silicone rubber |
| Glass | Tempered |
| Rubber grommet | M16 Rutaseal® in EPDM |
| Gross weight | 1,70 Kg |



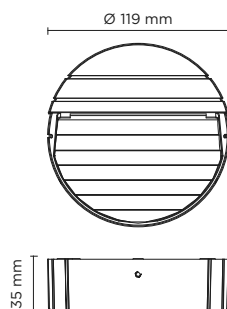






401601

SURF MINI ROUND

Round wall surface-mounted luminaire for outdoor installation on a wall, no recess needed. Phospho-chromatised and polyester powder coated die-cast copper-free aluminium body, tempered safety glass, moulded silicone gasket and stainless steel screws. Built-in LED driver 220-240V 50-60Hz, with 6 mid-power CREE XH-G LED. IP65 rating.




| light source | light beam options | lumen output (lm) | lumin. efficacy (lm/w) |
|------------------------------|---|-------------------|------------------------|
| 3000°K warm-white | | | |
| mid power led |  floor washer 180° | 350 | 87.50 |
| 4000°K neutral-white* | | | |
| mid power led |  floor washer 180° | 368 | 92.00 |

* Available on request

Finish color options:

 Textured Grey RAL 9006

 Anthracite Grey RAL 7016

 Matt Black (on request)

Technical features



Technical data

| | |
|----------------|---|
| Wattage | 4 WATT |
| IP Rating | IP65 |
| IK Rating | IK08 |
| Material | High corrosion resistance die-cast copper-free aluminum body and frame. |
| Coating | Polyester powder coating with phosphochromating pre-finish |
| Light source | NR. 6 x CREE XH-G LED |
| Screws | Stainless steel |
| Transformer | Electronic power supply 220/240V 50/60Hz built-in |
| Gasket | Silicone rubber |
| Glass | Tempered |
| Rubber grommet | M12 Rutaseal® in EPDM |
| Gross weight | 0,60 Kg |



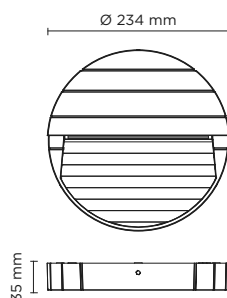






401603

SURF MEDIUM ROUND

Round wall surface-mounted luminaire for outdoor installation on a wall, no recess needed. Phospho-chromatised and polyester powder coated die-cast copper-free aluminium body, tempered safety glass, moulded silicone gasket and stainless steel screws. Built-in LED driver 220-240V 50-60Hz, with 14 mid-power CREE XH-G LED. IP65 rating.



| light source | light beam options | lumen output (lm) | lumin. efficacy (lm/w) |
|------------------------------|---|-------------------|------------------------|
| 3000°K warm-white | | | |
| mid power led |  floor washer 180° | 650 | 81.25 |
| 4000°K neutral-white* | | | |
| mid power led |  floor washer 180° | 683 | 85.38 |

* Available on request

Finish color options:

 Textured Grey RAL 9006

 Anthracite Grey RAL 7016

 Matt Black (on request)

Technical features



Technical data

| | |
|----------------|---|
| Wattage | 8 WATT |
| IP Rating | IP65 |
| IK Rating | IK08 |
| Material | High corrosion resistance die-cast copper-free aluminum body and frame. |
| Coating | Polyester powder coating with phosphochromating pre-finish |
| Light source | NR. 14 x CREE XH-G LED |
| Screws | Stainless steel |
| Transformer | Electronic power supply 220/240V 50/60Hz built-in |
| Gasket | Silicone rubber |
| Glass | Tempered |
| Rubber grommet | M16 Rutaseal® in EPDM |
| Gross weight | 1,40 Kg |

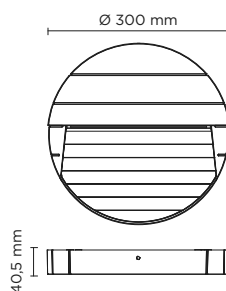






401605

SURF MAXI ROUND

Round wall surface-mounted luminaire for outdoor installation on a wall, no recess needed. Phosphochromatised and polyester powder coated die-cast copper-free aluminium body, tempered safety glass, moulded silicone gasket and stainless steel screws. Built-in LED driver 220-240V 50-60Hz, with 21 mid-power CREE XH-G LED. IP65 rating.



| light source | light beam options | lumen output (lm) | lumin. efficacy (lm/w) |
|------------------------------|---|-------------------|------------------------|
| 3000°K warm-white | | | |
| mid power led |  floor washer 180° | 1.000 | 71.43 |
| 4000°K neutral-white* | | | |
| mid power led |  floor washer 180° | 1.050 | 75.00 |

* Available on request

Finish color options:

| | | |
|---|--|---|
|  Textured Grey RAL 9006 |  Anthracite Grey RAL 7016 |  Matt Black (on request) |
|---|--|---|

Technical features



Technical data

| | |
|----------------|---|
| Wattage | 14 WATT |
| IP Rating | IP65 |
| IK Rating | IK08 |
| Material | High corrosion resistance die-cast copper-free aluminum body and frame. |
| Coating | Polyester powder coating with phosphochromating pre-finish |
| Light source | NR. 21 x CREE XH-G LED |
| Screws | Stainless steel |
| Transformer | Electronic power supply 220/240V 50/60Hz built-in |
| Gasket | Silicone rubber |
| Glass | Tempered |
| Rubber grommet | M16 Rutaseal® in EPDM |
| Gross weight | 2,00 Kg |

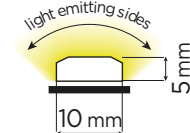




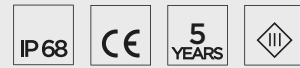
402101-402102

HYDROCOVE 5000

Cove light 5.000 mm length, 5 mm x 10 mm section, fully encapsulated flexible LED strip for linear lighting outdoor and indoor; LED circuit completely encapsulated with UV and high-resistant polyurethane sheath, with transparent finish, homogeneous light emission. LED brand Nichia 757. 24V DC remote driver needed. IP68 rated.

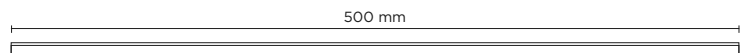
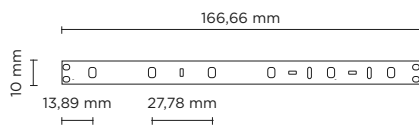


Technical features



Technical data

| | |
|--------------|---|
| Material | High performances Polyurethane, UV resistant, saltwater resistant |
| | No yellowish after years |
| Light source | LED brand Nichia 757 |
| Transformer | 24V DC remote driver needed |
| | Supplied with Male/Female connectors for in-line installation |



| 402101 | HYDROCOVE X36 5000 | | |
|--------------------------|--------------------|-------------------|------------------------|
| light source* | light beam options | lumen output (lm) | lumin. efficacy (lm/w) |
| 3000°K warm-white | | | |
| low power led | diffused | 510/meter | 56.66 |

Finish color options:

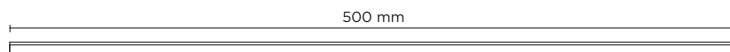

☐ Transparent

Technical data

| | |
|--------------|--------------------------|
| Wattage | 9 WATT |
| IP Rating | IP68 |
| | Cuttable every 166.66 mm |
| Light source | Nr. 36 LED per meter |

remote driver selection

| brand | manufacturer code | type | watt | IP rate | numbers of fixtures |
|----------|-------------------|-------------------------|------|---------|---------------------|
| Meanwell | LPV-60-24 | constant voltage 24V DC | 60W | IP67 | 1 |



402102

HYDROCOVE X70 5000

light source **light beam options** **lumen output (lm)** **lumin. efficacy (lm/w)**

3000°K warm-white

low power led



diffused

1.500/meter

83.33

Finish color options:



Transparent

Technical data

Wattage 18 WATT

IP Rating IP68

Cuttable every 100 mm

Light source Nr. 70 LED per meter

remote driver selection

| brand | manufacturer code | type | watt | IP rate | numbers of fixtures |
|----------|-------------------|-------------------------|------|---------|---------------------|
| Meanwell | LPV-100-24 | constant voltage 24V DC | 100W | IP67 | 1 |

AC039

ALUMINUM LINEAR PROFILE FOR HYDROCOVE RANGE


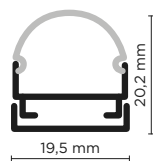
1.000 mm Linear profile for Hydrocove, realized in anodized aluminum, to secure with screws. Ideal for straight installation on a wall or ceiling.



AC040

ROUND COVER - DIFFUSER

Round shape opal diffuser in polycarbonate, to be used with aluminum profile.



AC041

ROUND END CAP

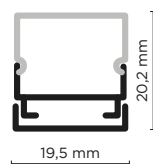
Plastic end cap to close aluminum profile + round diffuser.



AC042

SQUARE COVER - DIFFUSER

Square shape opal diffuser in polycarbonate, to be used with aluminum profile.



AC043

SQUARE END CAP

Plastic end cap to close aluminum profile + square diffuser.




AC054

LEADER CABLE FOR HYDROCOVE RANGE

Initial cable to connect the driver to first luminaire of an in-line installation of multiple luminaires, all connected to one driver. Kit contains two leader cables, one with male connector and one with female connector, to allow start the installation from both sides.

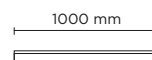
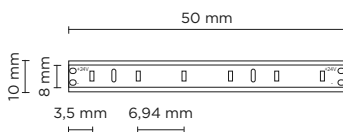
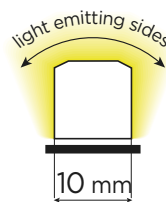





401801-02-03

HYDROFLEX MINI

1.000 / 3.000 / 5.000 mm length, 10mm x 10mm section, opal encapsulated flexible LED strip for linear lighting (straight or bended) outdoor and indoor wall-recessed installation; surface mounted version through installation accessories to be ordered separately. LED circuit completely encapsulated with UV and high-temperatures resistant Polyurethane sheath, with white (outside) and milky finish (over light emission), dot free and homogeneous light emission surface. Double power cable with male/female connectors included, suitable for in-line installation. Cuttable every 50 mm. Remote driver 24V DC needed. With low-power SMD3014 Lumileds LED. IP68 rating.



| 401801 | HYDROFLEX MINI 1000 | | |
|--------------------------|--|-------------------|------------------------|
| light source | light beam options | lumen output (lm) | lumin. efficacy (lm/w) |
| 3000°K warm-white | | | |
| low power led |  diffused | 700 | 75.00 |

Finish color options:

☐ Milky

remote driver selection

| brand | manufacturer code | type | watt | IP rate | numbers of fixtures |
|----------|-------------------|-------------------------|------|---------|---------------------|
| Meanwell | LPV-20-24 | constant voltage 24V DC | 20W | IP67 | 1 |
| Meanwell | LPV-35-24 | constant voltage 24V DC | 35W | IP67 | min 1 - max 2 |
| Meanwell | LPV-60-24 | constant voltage 24V DC | 60W | IP67 | min 1 - max 5 |
| Meanwell | LPV-100-24 | constant voltage 24V DC | 100W | IP67 | min 1 - max 9 |

Technical features



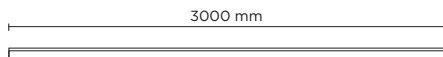
Technical data


| | |
|--------------|---|
| Material | High performances Polyurethane, UV resistant, saltwater resistant |
| | No yellowish after years |
| | Dot-free and homogeneous light emission |
| Light source | SMD3014 Lumileds LED |
| Transformer | 24V DC remote driver needed |
| | Supplied with Male/Female connectors for in-line installation |



Technical data

| | |
|-----------|---------|
| Wattage | 10 WATT |
| IP Rating | IP68 |

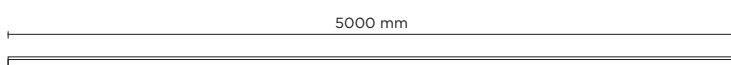



| 401802 | HYDROFLEX MINI 3000 | | |
|--------------------------------|--|-------------------|------------------------|
| light source | light beam options | lumen output (lm) | lumin. efficacy (lm/w) |
| 3000°K warm-white | | | |
| low power led |  diffused | 2.250 | 75.00 |
| Finish color options: | | | |
| <input type="checkbox"/> Milky | | | |

Technical data

| | |
|-----------|---------|
| Wattage | 30 WATT |
| IP Rating | IP68 |

| remote driver selection | | | | | |
|-------------------------|-------------------|-------------------------|------|---------|---------------------|
| brand | manufacturer code | type | watt | IP rate | numbers of fixtures |
| Meanwell | LPV-35-24 | constant voltage 24V DC | 35W | IP67 | 1 |
| Meanwell | LPV-100-24 | constant voltage 24V DC | 100W | IP67 | min 1 - max 3 |



| 401803 | HYDROFLEX MINI 5000 | | |
|--------------------------------|--|-------------------|------------------------|
| light source | light beam options | lumen output (lm) | lumin. efficacy (lm/w) |
| 3000°K warm-white | | | |
| low power led |  diffused | 3.750 | 75.00 |
| Finish color options: | | | |
| <input type="checkbox"/> Milky | | | |

Technical data

| | |
|-----------|---------|
| Wattage | 50 WATT |
| IP Rating | IP68 |

| remote driver selection | | | | | |
|-------------------------|-------------------|-------------------------|------|---------|---------------------|
| brand | manufacturer code | type | watt | IP rate | numbers of fixtures |
| Meanwell | LPV-100-24 | constant voltage 24V DC | 100W | IP67 | 1 |

| AC028 | MOUNTING CLIP FOR HYDROFLEX MINI |
|---|----------------------------------|
| Mounting clip for Hydroflex Mini, realized in Stainless steel, clip to be applied every 40 cm, to secure with screws. Ideal for bended installation on a wall or ceiling. | |



| AC029 | ALUMINUM LINEAR PROFILE FOR HYDROFLEX MINI |
|--|--|
| 1.000 mm Linear profile for Hydroflex Mini, realized in Anodized aluminum. | |




| AC030 | END CAP FOR HYDROFLEX MINI |
|--|----------------------------|
| End cap for Hydroflex Mini, realized in Polyurethane, to be applied at the end of the line, after Hydroflex cut. | |



| AC059 | CURVED STAINLESS STEEL PROFILE FOR HYDROFLEX MINI |
|---|---|
| 1.000 mm curved profile for Hydroflex Mini, realized in stainless steel AISI 304, to secure with screws. Ideal for curved installation. | |




| AC054 | LEADER CABLE FOR HYDROFLEX RANGE |
|--|----------------------------------|
| Initial cable to connect the driver to first luminaire of an in-line installation of multiple luminaires, all connected to one driver. Kit contains two leader cables, one with male connector and one with female connector, to allow start the installation from both sides. | |





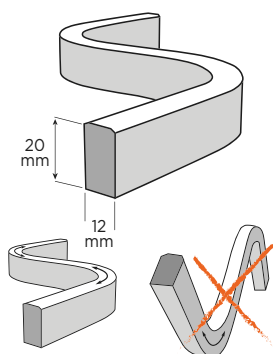
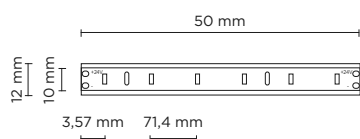
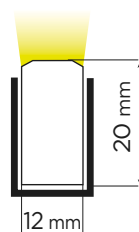




401804-05

HYDROFLEX SIDE

1.000 / 4.000 mm length, 20mm x 12mm section, opal encapsulated flexible LED strip for linear lighting (straight or bended) outdoor and indoor wall-recessed installation; surface mounted version through installation accessories to be ordered separately. LED circuit completely encapsulated with UV and high-temperatures resistant Polyurethane sheath, with white (outside) and milky finish (over light emission), dot free and homogeneous light emission surface. Double power cable with male/female connectors included, suitable for in-line installation. Cuttable each 50 mm. Remote driver 24V DC needed. With low-power SMD3014 Lumileds LED. IP68 rating.



Technical features

IP68

CE

5 YEARS


Full RGB

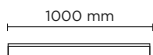
Full RGB


Technical data

| | |
|--------------|---|
| Material | High performances Polyurethane, UV resistant, saltwater resistant |
| | No yellowish after years |
| | Dot-free and homogeneous light emission |
| Light source | SMD3014 Lumileds LED |
| Transformer | 24V DC remote driver needed |
| | Supplied with Male/Female connectors for in-line installation |

NO LIGHT INTERRUPTION





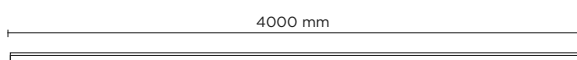
| 401804 | HYDROFLEX SIDE 1000 | | |
|--------------------------------|--|-------------------|------------------------|
| light source | light beam options | lumen output (lm) | lumin. efficacy (lm/w) |
| 3000°K warm-white | | | |
| low power led |  diffused | 750 | 75.00 |
| Finish color options: | | | |
| <input type="checkbox"/> Milky | | | |


Technical data

| | |
|-----------|---------|
| Wattage | 10 WATT |
| IP Rating | IP68 |

remote driver selection

| brand | manufacturer code | type | watt | IP rate | numbers of fixtures |
|----------|-------------------|-------------------------|------|---------|---------------------|
| Meanwell | LPV-20-24 | constant voltage 24V DC | 20W | IP67 | 1 |
| Meanwell | LPV-35-24 | constant voltage 24V DC | 35W | IP67 | min 1 - max 2 |
| Meanwell | LPV-60-24 | constant voltage 24V DC | 60W | IP67 | min 1 - max 5 |
| Meanwell | LPV-100-24 | constant voltage 24V DC | 100W | IP67 | min 1 - max 9 |



| 401805 | HYDROFLEX SIDE 4000 | | |
|--------------------------------|--|-------------------|------------------------|
| light source | light beam options | lumen output (lm) | lumin. efficacy (lm/w) |
| 3000°K warm-white | | | |
| low power led |  diffused | 3.000 | 75.00 |
| Finish color options: | | | |
| <input type="checkbox"/> Milky | | | |

Technical data

| | |
|-----------|---------|
| Wattage | 40 WATT |
| IP Rating | IP68 |

remote driver selection

| brand | manufacturer code | type | watt | IP rate | numbers of fixtures |
|----------|-------------------|-------------------------|------|---------|---------------------|
| Meanwell | LPV-60-24 | constant voltage 24V DC | 60W | IP67 | 1 |
| Meanwell | LPV-100-24 | constant voltage 24V DC | 100W | IP67 | min 1 - max 2 |


| AC031 | MOUNTING CLIP FOR HYDROFLEX SIDE |
|--|----------------------------------|
| Mounting clip for Hydroflex Side realized in Stainless steel, clip to be applied every 40 cm, to secure with screws. Ideal for bended installation on a wall or ceiling. | |



| AC032 | ALUMINUM LINEAR PROFILE FOR HYDROFLEX SIDE |
|--|--|
| 1.000 mm Linear profile for Hydroflex Side, realized in Anodized aluminum. | |



| AC033 | END CAP FOR HYDROFLEX SIDE |
|--|----------------------------|
| End cap for Hydroflex Side, realized in Polyurethane, to be applied at the end of the line, after Hydroflex cut. | |



| AC060 | CURVED STAINLESS STEEL PROFILE FOR HYDROFLEX SIDE |
|--|---|
| 1.000 mm curved profile for Hydroflex Side realized in stainless steel AISI 304, to secure with screws. Ideal for curved installation. | |



| AC054 | LEADER CABLE FOR HYDROFLEX RANGE |
|--|----------------------------------|
| Initial cable to connect the driver to first luminaire of an in-line installation of multiple luminaires, all connected to one driver. Kit contains two leader cables, one with male connector and one with female connector, to allow start the installation from both sides. | |

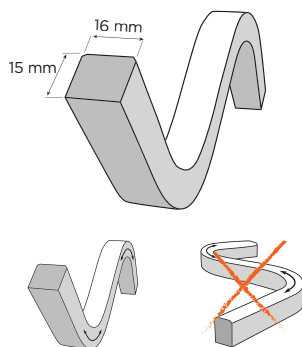
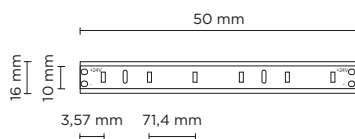
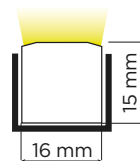




401806-07

HYDROFLEX TOP

1.000 / 4.000 mm length, 16mm x 15 mm section, opal encapsulated flexible LED strip for linear lighting (straight or bended) outdoor and indoor wall-recessed installation; surface mounted version through installation accessories to be ordered separately. LED circuit completely encapsulated with UV and high-temperatures resistant Polyurethane sheath, with white (outside) and milky finish (over light emission), dot free and homogeneous light emission surface. Double power cable with male/female connectors included, suitable for in-line installation. Cuttable each 50 mm. Remote driver 24V DC needed. With low-power SMD3014 Lumileds LED. IP68 rating.




Technical features

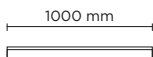



Technical data

| | |
|--------------|---|
| Material | High performances Polyurethane, UV resistant, saltwater resistant |
| | No yellowish after years |
| | Dot-free and homogeneous light emission |
| Light source | SMD3014 Lumileds LED |
| Transformer | 24V DC remote driver needed |
| | Supplied with Male/Female connectors for in-line installation |

NO LIGHT INTERRUPTION





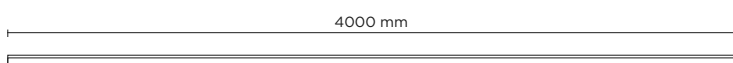
| 401806 | HYDROFLEX TOP 1000 | | |
|--------------------------------|--|-------------------|------------------------|
| light source | light beam options | lumen output (lm) | lumin. efficacy (lm/w) |
| 3000°K warm-white | | | |
| low power led |  diffused | 750 | 75.00 |
| Finish color options: | | | |
| <input type="checkbox"/> Milky | | | |


Technical data

| | |
|-----------|---------|
| Wattage | 10 WATT |
| IP Rating | IP68 |

remote driver selection

| brand | manufacturer code | type | watt | IP rate | numbers of fixtures |
|----------|-------------------|-------------------------|------|---------|---------------------|
| Meanwell | LPV-20-24 | constant voltage 24V DC | 20W | IP67 | 1 |
| Meanwell | LPV-35-24 | constant voltage 24V DC | 35W | IP67 | min 1 - max 2 |
| Meanwell | LPV-60-24 | constant voltage 24V DC | 60W | IP67 | min 1 - max 5 |
| Meanwell | LPV-100-24 | constant voltage 24V DC | 100W | IP67 | min 1 - max 9 |



| 401807 | HYDROFLEX TOP 4000 | | |
|--------------------------------|--|-------------------|------------------------|
| light source | light beam options | lumen output (lm) | lumin. efficacy (lm/w) |
| 3000°K warm-white | | | |
| low power led |  diffused | 3.000 | 75.00 |
| Finish color options: | | | |
| <input type="checkbox"/> Milky | | | |

Technical data

| | |
|-----------|---------|
| Wattage | 40 WATT |
| IP Rating | IP68 |

remote driver selection

| brand | manufacturer code | type | watt | IP rate | numbers of fixtures |
|----------|-------------------|-------------------------|------|---------|---------------------|
| Meanwell | LPV-60-24 | constant voltage 24V DC | 60W | IP67 | 1 |
| Meanwell | LPV-100-24 | constant voltage 24V DC | 100W | IP67 | min 1 - max 2 |

AC034 MOUNTING CLIP FOR HYDROFLEX TOP

Mounting clip for Hydroflex Top, realized in Stainless steel, clip to be applied every 40 cm, to secure with screws. Ideal for bended installation on a wall or ceiling.




AC035 ALUMINUM LINEAR PROFILE FOR HYDROFLEX TOPSIDE

1.000 mm Linear profile for Hydroflex Top, realized in Anodized aluminum.



AC036 END CAP FOR HYDROFLEX TOP

End cap for Hydroflex Top, realized in Polyurethane, to be applied at the end of the line, after Hydroflex cut.



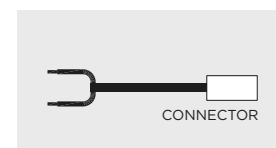

AC061 CURVED STAINLESS STEEL PROFILE FOR HYDROFLEX TOP


1.000 mm curved profile for Hydroflex Top realized in stainless steel AISI 304, to secure with screws. Ideal for curved installation.



AC054 LEADER CABLE FOR HYDROFLEX RANGE

Initial cable to connect the driver to first luminaire of an in-line installation of multiple luminaires, all connected to one driver. Kit contains two leader cables, one with male connector and one with female connector, to allow start the installation from both sides.

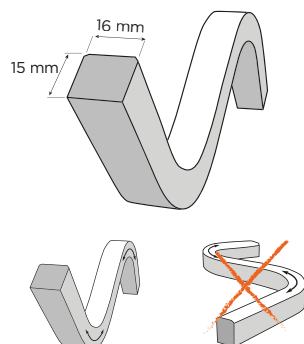
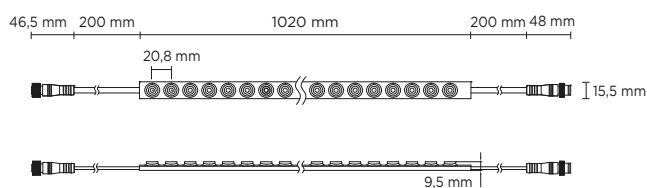




402901-02

HYDROFLEX OPTICS

1.000 / 4.000 mm length, 18.5mm x 9.5mm section, TOP bended encapsulated flexible LED strip for linear lighting, outdoor and indoor; LED circuit completely encapsulated with UV and high-temperatures resistant polyurethane sheath, complete with lenses for wall washing effect. Double power cable with male/female connectors included, suitable for in-line installation. Cuttable each 125 mm. Remote driver 24V DC needed. With nr. 48 Lumileds LED per meter. IP67 rating.



Technical features

IP67

CE


5 YEARS

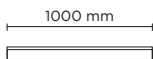


NEW

Technical data

| | |
|--------------|--|
| Wattage | 18 WATT / meter |
| IP Rating | IP67 |
| Material | High performances UV resistant polyurethane |
| Light source | Lumileds LED |
| Transformer | Constant voltage 24V DC remote power supply |
| Power cable | Supplied with male/female connectors and 20 cm cables for loop-in loop-out |





| 402901 | HYDROFLEX OPTICS 1000 | | |
|--------------------------|-----------------------|-------------------|------------------------|
| light source | light beam options | lumen output (lm) | lumin. efficacy (lm/w) |
| 3000°K warm-white | | | |
| led | 30° | 1.671 | 92.83 |
| led | 60° | 1.644 | 91.34 |

Finish color options:

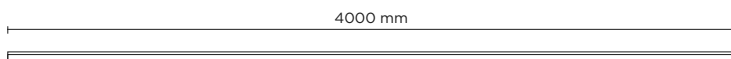
☐ Milky

remote driver selection

| brand | manufacturer code | type | watt | IP rate | numbers of fixtures |
|----------|-------------------|-------------------------|------|---------|---------------------|
| Meanwell | LPV-20-24 | constant voltage 24V DC | 20W | IP67 | 1 |
| Meanwell | LPV-60-24 | constant voltage 24V DC | 60W | IP67 | min 1 - max 3 |
| Meanwell | LPV-100-24 | constant voltage 24V DC | 100W | IP67 | min 1 - max 5 |

Technical data

| | |
|--------------|---------|
| Wattage | 18 WATT |
| IP Rating | IP67 |
| Gross weight | 0,30 Kg |



| 402902 | HYDROFLEX OPTICS 4000 | | |
|--------------------------|-----------------------|-------------------|------------------------|
| light source | light beam options | lumen output (lm) | lumin. efficacy (lm/w) |
| 3000°K warm-white | | | |
| led | 30° | 6.684 | 92.83 |
| led | 60° | 6.576 | 91.34 |

Finish color options:

☐ Milky

remote driver selection

| brand | manufacturer code | type | watt | IP rate | numbers of fixtures |
|----------|-------------------|-------------------------|------|---------|---------------------|
| Meanwell | LPV-100-24 | constant voltage 24V DC | 100W | IP67 | 1 |

Technical data

| | |
|--------------|-------------------|
| Wattage | 72W (18W / meter) |
| IP Rating | IP67 |
| Gross weight | 1,20 Kg |

AC082

MOUNTING CLIP FOR HYDROFLEX OPTICS

Mounting clip for Hydroflex Optics realized in Stainless steel, clip to be applied every 40 cm, to secure with screws. Ideal for bended installations.



AC083

ALUMINUM LINEAR PROFILE FOR HYDROFLEX OPTICS


1.000 mm Linear profile for Hydroflex Optics realized in Anodized aluminum. Ideal for straight installations.




AC084

LEADER CABLE FOR HYDROFLEX OPTICS (MALE + FEMALE)

Initial cable to connect the driver to first luminaire of an in-line installation of multiple luminaires, all connected to one driver. Includes 1x male connector with 30 cm cable and 1x female connector with 30 cm cable.

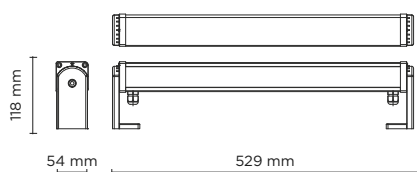




403005

LINE-B SLIGHT 17 ARMS

Linear luminaire for outdoor installation on a façade/wall, length 505 mm, Phosphochromatised and polyester powder coated extruded copper-free aluminium body, tempered safety glass, moulded silicone gaskets. Fixing system through two arms allowing product orientation. Special optics with "invisa-light" technology. Built-in LED driver 220-240V 50-60Hz, with 17 CREE XP-G2 LED. IP67 rating.



| light source | light beam options | lumen output (lm) | lumin. efficacy (lm/w) |
|-----------------------------|--------------------|-------------------|------------------------|
| 3000°K warm-white | | | |
| high-power led | 15° | 1.896 | 90.3 |
| high-power led | 35° | 1.802 | 85.82 |
| high-power led | 55° | 1.712 | 81.52 |
| 4000°K neutral-white | | | |
| high-power led | 15° | 1.976 | 94.11 |
| high-power led | 35° | 1.877 | 89.39 |
| high-power led | 55° | 1.783 | 84.90 |

Finish color options:

Textured Grey
RAL 9006

Anthracite Grey
RAL 7016


Matt Black
(on request)


Technical features



Technical data

| | |
|--------------------------|---|
| Wattage | 21 WATT |
| IP Rating | IP67 |
| IK Rating | IK09 |
| Material | High corrosion resistance extruded copper-free aluminium body and fixing arms |
| Coating | Polyester powder coating with phosphochromating pre-finish |
| Light source | NR. 17 x 1 W CREE "XP-G2" LED |
| Screws | Stainless steel |
| Static weight resistance | Max 5000 Kg |
| Transformer | Electronic power supply 220/240V 50/60Hz built-in |
| Gasket | Silicone rubber |
| Glass | Tempered |
| Optics | Special optics with "invisa-light" technology |
| Cable gland | Double PG9 |
| Power cable | 1 mt. neoprene power cable included |
| Gross weight | 2,50 Kg |

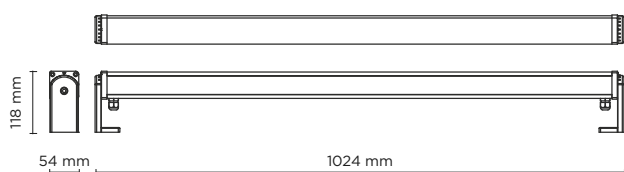




403006

LINE-B SLIGHT 35 ARMS

Linear luminaire for outdoor installation on a façade/wall, length 1.000mm, Phosphochromatised and polyester powder coated extruded copper-free aluminium body, tempered safety glass, moulded silicone gaskets. Fixing system through two arms allowing product orientation. Special optics with "invisa-light" technology. Built-in LED driver 220-240V 50-60Hz, with 35 CREE XP-G2 LED. IP67 rating.



| light source | light beam options | lumen output (lm) | lumin. efficacy (lm/w) |
|-----------------------------|--------------------|-------------------|------------------------|
| 3000°K warm-white | | | |
| high-power led | 15° | 3.502 | 89.79 |
| high-power led | 35° | 3.326 | 85.29 |
| high-power led | 55° | 3.160 | 81.02 |
| 4000°K neutral-white | | | |
| high-power led | 15° | 3.648 | 93.54 |
| high-power led | 35° | 3.465 | 88.86 |
| high-power led | 55° | 3.283 | 84.18 |

Finish color options:





Technical features



Technical data

| | |
|--------------------------|--|
| Wattage | 39 WATT |
| IP Rating | IP67 |
| IK Rating | IK09 |
| Material | High corrosion resistance extruded copper-free aluminum body and fixing arms |
| Coating | Polyester powder coating with phosphochromating pre-finish |
| Light source | NR. 35 x 1 W CREE "XP-G2" LED |
| Screws | Stainless steel |
| Static weight resistance | Max 5000 Kg |
| Transformer | Electronic power supply 220/240V 50/60Hz built-in |
| Gasket | Silicone rubber |
| Glass | Tempered |
| Optics | Special optics with "invisa-light" technology |
| Cable gland | Double PG9 |
| Power cable | 1 mt. neoprene power cable included |
| Gross weight | 4,00 Kg |

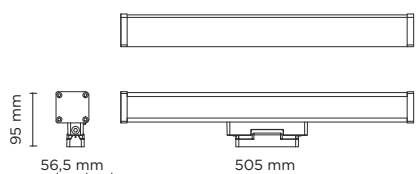




403007

LINE-B SLIGHT 17 BASE


Linear luminaire for outdoor installation on a façade/wall, length 505mm, Phosphochromatised and polyester powder coated extruded copper-free aluminium body, tempered safety glass, moulded silicone gaskets. Fixing system through central base allowing product orientation. Special optics with "invisa-light" technology. Built-in LED driver 220-240V 50-60Hz, with 17 CREE XP-G2 LED. IP67 rating.



| light source | light beam options | lumen output (lm) | lumin. efficacy (lm/w) |
|-----------------------------|--------------------|-------------------|------------------------|
| 3000°K warm-white | | | |
| high-power led | 15° | 1.896 | 90.3 |
| high-power led | 35° | 1.802 | 85.82 |
| high-power led | 55° | 1.712 | 81.52 |
| 4000°K neutral-white | | | |
| high-power led | 15° | 1.976 | 94.11 |
| high-power led | 35° | 1.877 | 89.39 |
| high-power led | 55° | 1.783 | 84.90 |

Finish color options:

 Textured Grey
RAL 9006

 Anthracite Grey
RAL 7016


 Matt Black
(on request)

Technical features



Technical data

| | |
|--------------------------|---|
| Wattage | 21 WATT |
| IP Rating | IP67 |
| IK Rating | IK09 |
| Material | High corrosion resistance extruded copper-free aluminium body and fixing base |
| Coating | Polyester powder coating with phosphochromating pre-finish |
| Light source | NR. 17 x 1 W CREE "XP-G2" LED |
| Screws | Stainless steel |
| Static weight resistance | Max 5000 Kg |
| Transformer | Electronic power supply 220/240V 50/60Hz built-in |
| Gasket | Silicone rubber |
| Glass | Tempered |
| Optics | Special optics with "invisa-light" technology |
| Cable gland | Double PG9 |
| Power cable | 1 mt. neoprene power cable included |
| Gross weight | 2,50 Kg |

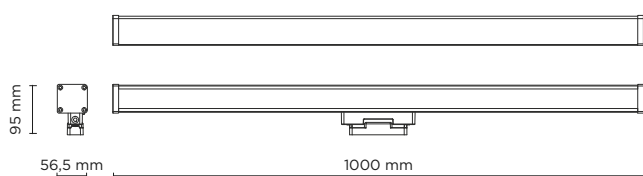










403008

LINE-B SLIGHT 35 BASE

Linear luminaire for outdoor installation on a façade/wall, length 1.000mm, Phosphochromatised and polyester powder coated extruded copper-free aluminium body, tempered safety glass, moulded silicone gaskets. Fixing system through central base allowing product orientation. Special optics with "invisa-light" technology. Built-in LED driver 220-240V 50-60Hz, with 35 CREE XP-G2 LED. IP67 rating.



| light source | light beam options | light beam options | lumen output (lm) | lumin. efficacy (lm/w) |
|-----------------------------|---|--------------------|-------------------|------------------------|
| 3000°K warm-white | | | | |
| high-power led |  | 15° | 3.502 | 89.79 |
| high-power led |  | 35° | 3.326 | 85.29 |
| high-power led |  | 55° | 3.160 | 81.02 |
| 4000°K neutral-white | | | | |
| high-power led |  | 15° | 3.648 | 93.54 |
| high-power led |  | 35° | 3.465 | 88.86 |
| high-power led |  | 55° | 3.283 | 84.18 |

Finish color options:




Technical features



Technical data

| | |
|--------------------------|--|
| Wattage | 39 WATT |
| IP Rating | IP67 |
| IK Rating | IK09 |
| Material | High corrosion resistance extruded copper-free aluminium body and base |
| Coating | Polyester powder coating with phosphochromating pre-finish |
| Light source | NR. 35 x 1 W CREE "XP-G2" LED |
| Screws | Stainless steel |
| Static weight resistance | Max 5000 Kg |
| Transformer | Electronic power supply 220/240V 50/60Hz built-in |
| Gasket | Silicone rubber |
| Glass | Tempered |
| Optics | Special optics with "invisa-light" technology |
| Cable gland | Double PG9 |
| Power cable | 1 mt. neoprene power cable included |
| Gross weight | 4,00 Kg |





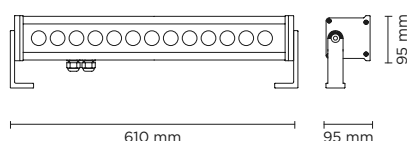
Barker & Pollock
Real Estate



403003

LINE-B 13

Linear luminaire for outdoor installation on a façade/wall, length 610mm. Phosphochromatised and polyester powder coated extruded copper-free aluminium body, tempered safety glass, moulded silicone gasket and stainless steel screws. Built-in LED driver 220-240V 50-60Hz, with 13 CREE XP-G3 LED. IP67 rating.



| light source | light beam options | lumen output (lm) | lumin. efficacy (lm/w) |
|-----------------------------|--------------------|-------------------|------------------------|
| 3000°K warm-white | | | |
| high-power led | 10° | 1.872 | 96.00 |
| high-power led | 30° | 1.779 | 91.25 |
| high-power led | 45° | 1.690 | 86.67 |
| 4000°K neutral-white | | | |
| high-power led | 10° | 1.950 | 100.00 |
| high-power led | 30° | 1.853 | 95.00 |
| high-power led | 45° | 1.760 | 90.25 |

Finish color options:

- Textured Grey
RAL 9006
- Anthracite Grey
RAL 7016
- Matt Black
(on request)

Technical features




Technical data

| | |
|--------------|--|
| Wattage | 19.5 WATT |
| IP Rating | IP67 |
| IK Rating | IK10 |
| Material | High corrosion resistance extruded copper-free aluminum body |
| Coating | Polyester powder coating with phosphochromating pre-finish |
| Light source | NR. 13 x 1.5W CREE "XP-G3" LED |
| Screws | Stainless steel |
| Transformer | Electronic power supply 220/240V 50/60Hz built-in |
| Gasket | Silicone rubber |
| Glass | Tempered |
| Cable gland | Double PG13.5 |
| Power cable | 1 mt. neoprene power cable included |
| Gross weight | 4.30 Kg |

STANDARD BRACKET (INCLUDED)



AC003: Extensible brackets for hydroline-b die-cast aluminum (option to be ordered separately)

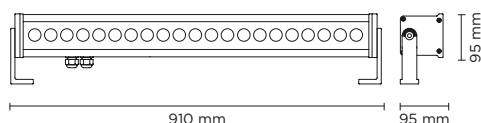




403004

LINE-B 21

Linear luminaire for outdoor installation on a façade/wall, length 910mm. Phosphochromatised and polyester powder coated extruded copper-free aluminium body, tempered safety glass, moulded silicone gasket and stainless steel screws. Built-in LED driver 220-240V 50-60Hz, with 21 CREE XP-G3 LED. IP67 rating.



| light source | light beam options | lumen output (lm) | lumin. efficacy (lm/w) |
|-----------------------------|--------------------|-------------------|------------------------|
| 3000°K warm-white | | | |
| high-power led | 10° | 3.024 | 96.00 |
| high-power led | 30° | 2.873 | 91.25 |
| high-power led | 45° | 2.729 | 86.67 |
| 4000°K neutral-white | | | |
| high-power led | 10° | 3.150 | 100.00 |
| high-power led | 30° | 2.993 | 95.00 |
| high-power led | 45° | 2.843 | 90.25 |

Finish color options:

 Textured Grey RAL 9006

 Anthracite Grey RAL 7016

 Matt Black (on request)


Technical features




Technical data

| | |
|--------------|--|
| Wattage | 31.5 WATT |
| IP Rating | IP67 |
| IK Rating | IK10 |
| Material | High corrosion resistance extruded copper-free aluminum body |
| Coating | Polyester powder coating with phosphochromating pre-finish |
| Light source | NR. 21 x 1.5W CREE "XP-G3" LED |
| Screws | Stainless steel |
| Transformer | Electronic power supply 220/240V 50/60Hz built-in |
| Gasket | Silicone rubber |
| Glass | Tempered |
| Cable gland | Double PG13.5 |
| Power cable | 1 mt. neoprene power cable included |
| Gross weight | 6.50 Kg |

STANDARD BRACKET (INCLUDED)



AC003: Extensible brackets for hydroline-b die-cast aluminum (option to be ordered separately)







402701-02-03-04

GRAZER

Linear wall mounted luminaire for outdoor installation for façade/wall grazing, length 500 mm or 1.000mm.

Anodized extruded copper-free aluminium body, tempered safety glass, moulded silicone gasket and stainless steel screws.

Remote 24V DC driver needed, with 9 to 36 CREE LED.


IP66 rating.

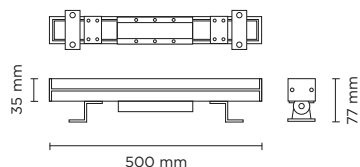
Technical features



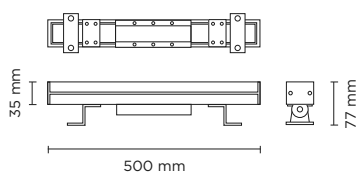
Technical data

| | |
|---------------|---|
| IP Rating | IP66 |
| IK Rating | IK08 |
| Material | Extruded aluminum |
| Remote driver | Constant voltage 24V DC |
| Gasket | Silicone rubber |
| Glass | Tempered |
| Power cable: | Input and output power cable for loop-in/loop-out installation, supplied with male and female connector |

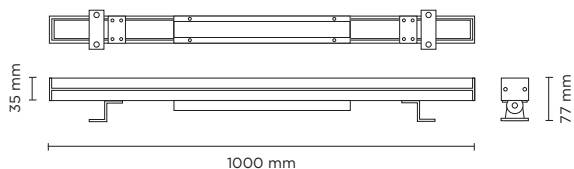




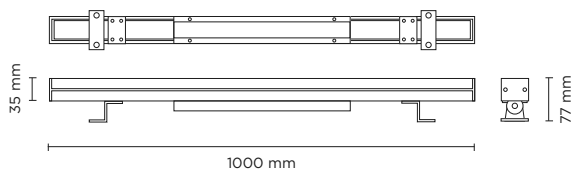
| 402701 | GRAZER-9 500 | |
|-----------------------------|--|-------------------|
| light source | light beam options | lumen output (lm) |
| 3000°K warm-white | | |
| high-power led | 8° / 20° / 30° / 60° / 15x30° / 10x60° | 700 |
| 4000°K neutral-white | | |
| high-power led | 8° / 20° / 30° / 60° / 15x30° / 10x60° | 720 |



| 402702 | GRAZER-18 500 | |
|-----------------------------|--|-------------------|
| light source | light beam options | lumen output (lm) |
| 3000°K warm-white | | |
| high-power led | 8° / 20° / 30° / 60° / 15x30° / 10x60° | 1.400 |
| 4000°K neutral-white | | |
| high-power led | 8° / 20° / 30° / 60° / 15x30° / 10x60° | 1.440 |



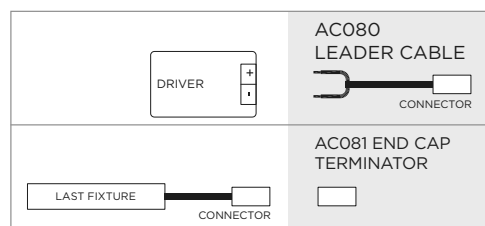
| 402703 | GRAZER-18 1000 | |
|-----------------------------|--|-------------------|
| light source | light beam options | lumen output (lm) |
| 3000°K warm-white | | |
| high-power led | 8° / 20° / 30° / 60° / 15x30° / 10x60° | 1.400 |
| 4000°K neutral-white | | |
| high-power led | 8° / 20° / 30° / 60° / 15x30° / 10x60° | 1.440 |



| 402704 | GRAZER-36 1000 | |
|-----------------------------|--|-------------------|
| light source | light beam options | lumen output (lm) |
| 3000°K warm-white | | |
| high-power led | 8° / 20° / 30° / 60° / 15x30° / 10x60° | 2.820 |
| 4000°K neutral-white | | |
| high-power led | 8° / 20° / 30° / 60° / 15x30° / 10x60° | 2.880 |

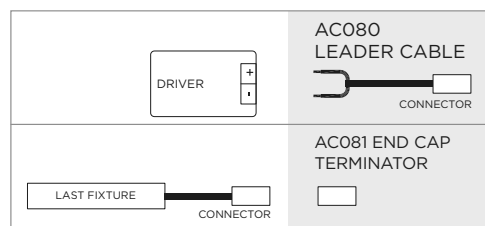
Technical data

| | |
|--------------|----------------|
| Wattage | 9 WATT |
| Voltage | 24V DC |
| Length | 500 mm |
| Light source | Nr. 9 CREE LED |
| Gross weight | 2,00 Kg |



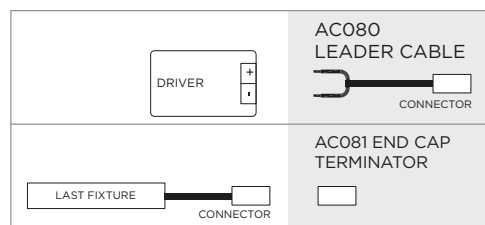
Technical data

| | |
|--------------|-----------------|
| Wattage | 18 WATT |
| Voltage | 24V DC |
| Length | 500 mm |
| Light source | Nr. 18 CREE LED |
| Gross weight | 2,00 Kg |



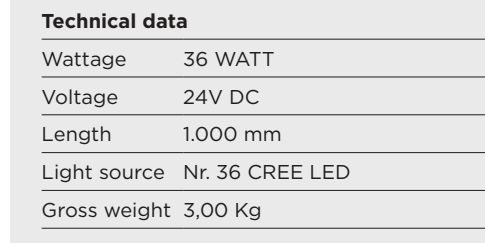
Technical data

| | |
|--------------|-----------------|
| Wattage | 18 WATT |
| Voltage | 24V DC |
| Length | 1.000 mm |
| Light source | Nr. 18 CREE LED |
| Gross weight | 3,00 Kg |



Technical data

| | |
|--------------|-----------------|
| Wattage | 36 WATT |
| Voltage | 24V DC |
| Length | 1.000 mm |
| Light source | Nr. 36 CREE LED |
| Gross weight | 3,00 Kg |









402705-06-07-08

GRAZER RGBW / TUNABLE WHITE

Linear wall mounted luminaire for outdoor installation for façade/wall grazing, length 500 mm or 1.000mm, interface DMX 512.

Anodized extruded copper-free aluminium body, tempered safety glass, moulded silicone gasket and stainless steel screws.

Remote 24V DC driver needed, with 9 to 24 multi-chip CREE LED. IP66 rating.

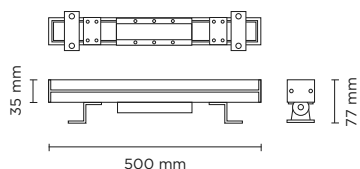
Technical features



Technical data

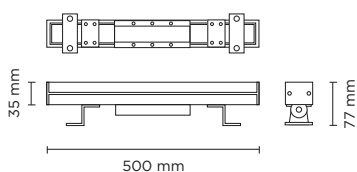
| | |
|---------------|---|
| IP Rating | IP66 |
| IK Rating | IK08 |
| Material | Extruded aluminum |
| Remote driver | Constant voltage 24V DC |
| Gasket | Silicone rubber |
| Glass | Tempered |
| Power cable: | Input and output power cable for loop-in/loop-out installation, supplied with male and female connector |





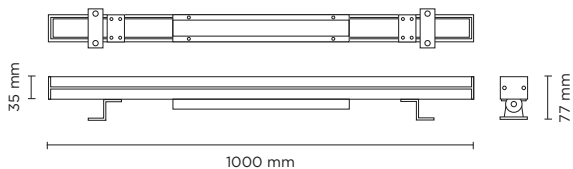
402705 GRAZER-9 500 RGBW / TUNABLE WHITE

| light source | light beam options | lumen output (lm) |
|----------------------|-----------------------------------|-------------------|
| RGBW | | |
| high-power led | 20° / 40° / 60° / 15x60° / 15x25° | 810 |
| Tunable white | | |
| high-power led | 20° / 40° / 60° / 15x60° / 15x25° | 1.134 |



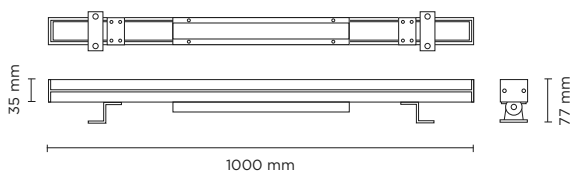
402706 GRAZER-12 500 RGBW / TUNABLE WHITE

| light source | light beam options | lumen output (lm) |
|----------------------|-----------------------------------|-------------------|
| RGBW | | |
| high-power led | 20° / 40° / 60° / 15x60° / 15x25° | 1.080 |
| Tunable white | | |
| high-power led | 20° / 40° / 60° / 15x60° / 15x25° | 1.404 |



402707 GRAZER-18 1000 RGBW / TUNABLE WHITE

| light source | light beam options | lumen output (lm) |
|----------------------|-----------------------------------|-------------------|
| RGBW | | |
| high-power led | 20° / 40° / 60° / 15x60° / 15x25° | 1.620 |
| Tunable white | | |
| high-power led | 20° / 40° / 60° / 15x60° / 15x25° | 2.106 |

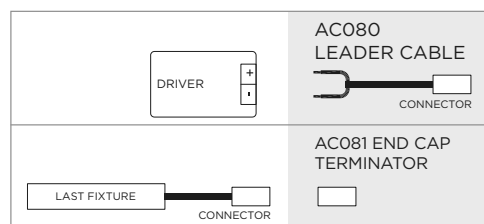


402708 GRAZER-24 1000 RGBW / TUNABLE WHITE

| light source | light beam options | lumen output (lm) |
|----------------------|-----------------------------------|-------------------|
| RGBW | | |
| high-power led | 20° / 40° / 60° / 15x60° / 15x25° | 2.160 |
| Tunable white | | |
| high-power led | 20° / 40° / 60° / 15x60° / 15x25° | 2.808 |

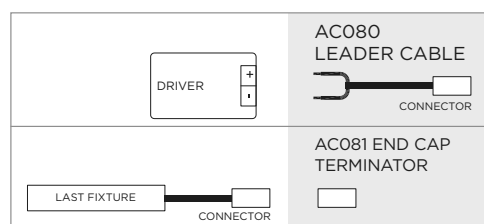
Technical data

| | |
|--------------|----------------|
| Wattage | 18 WATT |
| Voltage | 24V DC |
| Length | 500 mm |
| Light source | Nr. 9 CREE LED |
| Gross weight | 2,00 Kg |



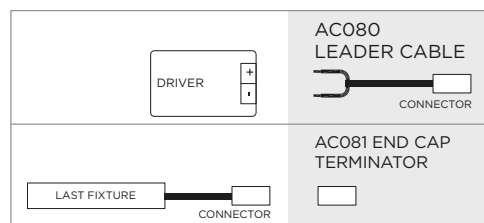
Technical data

| | |
|--------------|-----------------|
| Wattage | 24 WATT |
| Voltage | 24V DC |
| Length | 500 mm |
| Light source | Nr. 12 CREE LED |
| Gross weight | 2,00 Kg |



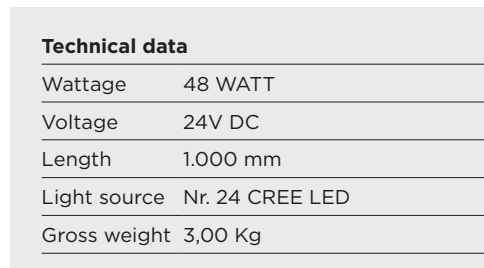
Technical data

| | |
|--------------|-----------------|
| Wattage | 36 WATT |
| Voltage | 24V DC |
| Length | 1.000 mm |
| Light source | Nr. 18 CREE LED |
| Gross weight | 3,00 Kg |



Technical data

| | |
|--------------|-----------------|
| Wattage | 48 WATT |
| Voltage | 24V DC |
| Length | 1.000 mm |
| Light source | Nr. 24 CREE LED |
| Gross weight | 3,00 Kg |





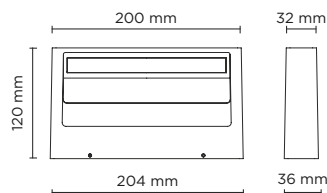
402401

HORIZON MINI 01

Designed by
PAOLO VILLA

Applique of rectangular shape for outdoor installation on a façade/wall, with single (1 side) light emission. Phospho-chromatised and polyester powder coated die-cast copper-free aluminium body, tempered frosted safety glass, moulded silicone gasket and stainless steel screws.

Built-in LED driver 220-240V 50-60Hz, with 10 mid-power CREE XH-G LED. IP65 rating.



Technical features





Technical data

| | |
|--------------|---|
| Wattage | 7 WATT |
| IP Rating | IP65 |
| IK Rating | IK08 |
| Material | High corrosion resistance die-cast copper-free aluminium body and fixing arms |
| Coating | Polyester powder coating with phosphocromating pre-finish |
| Light source | NR. 10 x CREE "XH-G" LED |
| Screws | Stainless steel |
| Transformer | Electronic power supply 220/240V 50/60Hz built-in |
| Gasket | Silicone rubber |
| Gross weight | 1,50 Kg |

| light source* | light beam options | lumen output (lm) | lumin. efficacy (lm/w) |
|---------------|--------------------|-------------------|------------------------|
|---------------|--------------------|-------------------|------------------------|


3000°K warm-white

| | | | |
|---------------|--|-----|-------|
| mid-power led |  mono directional  diffused | 330 | 47.14 |
|---------------|--|-----|-------|

* Other light colors available on request: Neutral-white

Finish color options:

| | | |
|--|---|--|
|  Textured Grey RAL 9006 |  Anthracite Grey RAL 7016 |  Matt Black (on request) |
|--|---|--|



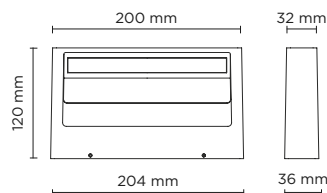


402402

HORIZON MINI 02

Designed by
PAOLO VILLA

Applique of rectangular shape for outdoor installation on a façade/wall, with double light emission (up/down). Phospho-chromatised and polyester powder coated die-cast copper-free aluminium body, tempered frosted safety glass, moulded silicone gasket and stainless steel screws. Built-in LED driver 220-240V 50-60Hz, with 20 mid-power CREE XH-G LED. IP65 rating.




Technical features



Technical data


| | |
|--------------|--|
| Wattage | 14 WATT |
| IP Rating | IP65 |
| IK Rating | IK08 |
| Material | High corrosion resistance die-cast copper-free aluminum body and fixing arms |
| Coating | Polyester powder coating with phosphochromating pre-finish |
| Light source | NR. 20 x CREE "XH-G" LED |
| Screws | Stainless steel |
| Transformer | Electronic power supply 220/240V 50/60Hz built-in |
| Gasket | Silicone rubber |
| Gross weight | 1,50 Kg |



| light source* | light beam options | lumen output (lm) | lumin. efficacy (lm/w) |
|--------------------------|---|-------------------|------------------------|
| 3000°K warm-white | | | |
| mid-power led |  bi-directional diffused | 650 | 46.43 |

* Other light colors available on request: Neutral-white

Finish color options:





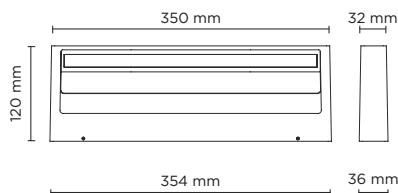


402403

HORIZON MEDIUM 01

Designed by
PAOLO VILLA

Applique of rectangular shape for outdoor installation on a façade/wall, with single (1 side) light emission. Phospho-chromatised and polyester powder coated die-cast copper-free aluminium body, tempered frosted safety glass, moulded silicone gasket and stainless steel screws. Built-in LED driver 220-240V 50-60Hz, with 21 mid-power CREE XH-G LED. IP65 rating.



Technical features





Technical data

| | |
|--------------|--|
| Wattage | 12 WATT |
| IP Rating | IP65 |
| IK Rating | IK08 |
| Material | High corrosion resistance die-cast copper-free aluminum body and fixing arms |
| Coating | Polyester powder coating with phosphochromating pre-finish |
| Light source | NR. 21 x CREE "XH-G" LED |
| Screws | Stainless steel |
| Transformer | Electronic power supply 220/240V 50/60Hz built-in |
| Gasket | Silicone rubber |
| Gross weight | 1,50 Kg |

| light source* | light beam options | lumen output (lm) | lumin. efficacy (lm/w) |
|---------------|--------------------|-------------------|------------------------|
|---------------|--------------------|-------------------|------------------------|

3000°K warm-white

| | | | |
|---------------|--|-----|-------|
| mid-power led |  mono directional  diffused | 574 | 47,83 |
|---------------|--|-----|-------|

* Other light colors available on request: Neutral-white

Finish color options:

| | | |
|--|---|--|
|  Textured Grey RAL 9006 |  Anthracite Grey RAL 7016 |  Matt Black (on request) |
|--|---|--|



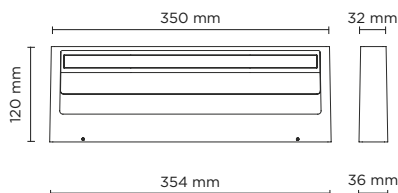


402404

HORIZON MEDIUM 02

Designed by
PAOLO VILLA

Applique of rectangular shape for outdoor installation on a façade/wall, with double light emission (up/down). Phospho-chromatised and polyester powder coated die-cast copper-free aluminium body, tempered frosted safety glass, moulded silicone gasket and stainless steel screws. Built-in LED driver 220-240V 50-60Hz, with 42 mid-power CREE XH-G LED. IP65 rating.




Technical features



Technical data

| | |
|--------------|--|
| Wattage | 23 WATT |
| IP Rating | IP65 |
| IK Rating | IK08 |
| Material | High corrosion resistance die-cast copper-free aluminum body and fixing arms |
| Coating | Polyester powder coating with phosphochromating pre-finish |
| Light source | NR. 42 x CREE "XH-G" LED |
| Screws | Stainless steel |
| Transformer | Electronic power supply 220/240V 50/60Hz built-in |
| Gasket | Silicone rubber |
| Gross weight | 3,00 Kg |

| light source* | light beam options | lumen output (lm) | lumin. efficacy (lm/w) |
|--------------------------|---|-------------------|------------------------|
| 3000°K warm-white | | | |
| mid-power led |  bi-directional diffused | 1.204 | 52,35 |

* Other light colors available on request: Neutral-white

Finish color options:



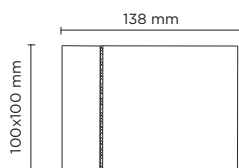






402201

CUBE 01

Square up or down luminaire for outdoor installation on a façade/wall. Phospho-chromatised and polyester powder coated die-cast copper-free aluminium body, tempered frosted safety glass, moulded silicone gasket and stainless steel screws. Built-in LED driver 220-240V 50-60Hz, with 3 x CREE XT-E LED. IP65 rating.



| light source* | light beam options | lumen output (lm) | lumin. efficacy (lm/w) |
|--------------------------|--|-------------------|------------------------|
| 3000°K warm-white | | | |
| high power led |  mono directional | 340 | 45.33 |
| |  diffused | | |

Finish color options:


 Textured Grey
RAL 9006

Technical features



Technical data

| | |
|--------------|--|
| Wattage | 7.5 WATT |
| IP Rating | IP65 |
| IK Rating | IK07 |
| Material | High corrosion resistance die-cast copper-free aluminum body and fixing arms |
| Coating | Polyester powder coating with phosphochromating pre-finish |
| Light source | NR. 3 x CREE "XT-E" LED |
| Screws | Stainless steel |
| Transformer | Electronic power supply 220/240V 50/60Hz built-in |
| Gasket | Silicone rubber |
| Gross weight | 1,50 Kg |



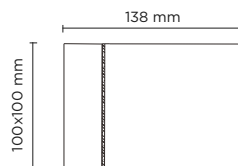





402202

CUBE 02

Square up and down luminaire for outdoor installation on a façade/wall. Phospho-chromatised and polyester powder coated die-cast copper-free aluminium body, tempered frosted safety glass, moulded silicone gasket and stainless steel screws. Built-in LED driver 220-240V 50-60Hz, with 6 x CREE XT-E LED. IP65 rating.



| light source* | light beam options | lumen output (lm) | lumin. efficacy (lm/w) |
|--------------------------|---|-------------------|------------------------|
| 3000°K warm-white | | | |
| high power led |  bi-directional diffused | 2 x 340 | 45.33 |

Finish color options:


 Textured Grey
RAL 9006

Technical features



Technical data

| | |
|--------------|--|
| Wattage | 2 x 7.5 WATT |
| IP Rating | IP65 |
| IK Rating | IK07 |
| Material | High corrosion resistance die-cast copper-free aluminum body and fixing arms |
| Coating | Polyester powder coating with phosphochromating pre-finish |
| Light source | NR. 6 x CREE "XT-E" LED |
| Screws | Stainless steel |
| Transformer | Electronic power supply 220/240V 50/60Hz built-in |
| Gasket | Silicone rubber |
| Gross weight | 1,50 Kg |



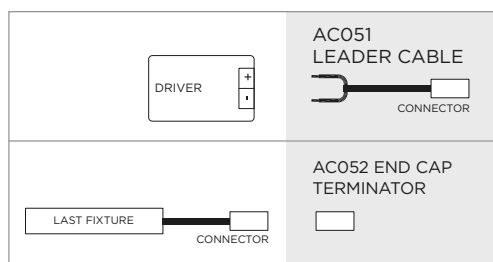
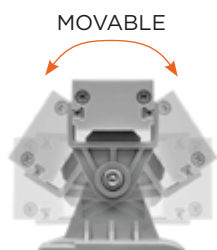
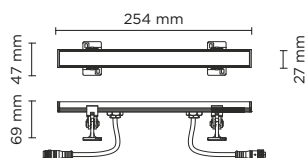




406008

TARGET 250

254 mm LED bar for outdoor installation on a wall; installation with two fixing holders, adjustable through 180°. Anodized aluminium body, tempered safety glass and stainless steel screws. Double power cable with male/female quick couplings included, suitable for in-line installation. Remote driver 24V DC needed. With nr. 6 x 0.5W Nichia mid-power LED. IP65 rating.



| light source | light beam options | lumen output (lm) | lumin. efficacy (lm/w) |
|--------------------------|--------------------|-------------------|------------------------|
| 3000°K warm-white | | | |
| mid power led | 40° | 255 | 85 |

Finish color options:

Textured Grey
RAL 9006

remote driver selection

| brand | manufacturer code | type | watt | IP rate | numbers of fixtures |
|----------|-------------------|-------------------------|------|---------|---------------------|
| Meanwell | LPV-20-24 | constant voltage 24V DC | 20W | IP67 | min 1 - max 5 |
| Meanwell | LPV-35-24 | constant voltage 24V DC | 35W | IP67 | min 1 - max 10 |
| Meanwell | LPV-60-24 | constant voltage 24V DC | 60W | IP67 | min 1 - max 16 |

Technical features



Technical data

| | |
|--------------|---|
| Wattage | 3 WATT |
| IP Rating | IP65 |
| IK Rating | IK07 |
| Material | Anodized aluminum silver finish |
| Light source | NR. 6 x 0.5W Nichia mid-power LED |
| Screws | Stainless steel |
| Transformer | Remote 24V DC driver needed |
| Adjustable | through 180 degrees |
| Cable | Double power cables included, supplied with male/female quick coupling for in-line installation |
| Glass | Tempered, 23 mm thickness |
| Gasket | Silicone rubber |
| Gross weight | 0,20 Kg |

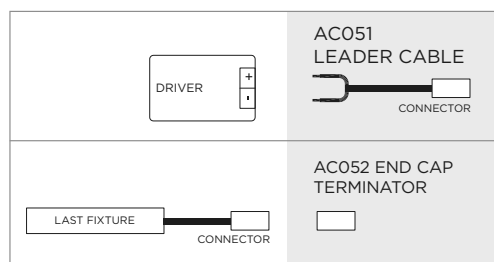
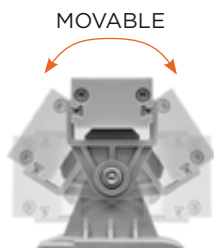
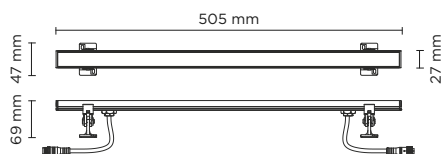




406006

TARGET 500

505 mm LED bar for outdoor installation on a wall; installation with two fixing holders, adjustable through 180°. Anodized aluminium body, tempered safety glass and stainless steel screws. Double power cable with male/female quick couplings included, suitable for in-line installation. Remote driver 24V DC needed. With nr. 12 x 0.5W Nichia mid-power LED. IP65 rating.



| light source | light beam options | lumen output (lm) | lumin. efficacy (lm/w) |
|--------------------------|--------------------|-------------------|------------------------|
| 3000°K warm-white | | | |
| mid power led | 40° | 510 | 85 |

Finish color options:

Textured Grey RAL 9006

remote driver selection

| brand | manufacturer code | type | watt | IP rate | numbers of fixtures |
|----------|-------------------|-------------------------|------|---------|---------------------|
| Meanwell | LPV-20-24 | constant voltage 24V DC | 20W | IP67 | min 1 - max 3 |
| Meanwell | LPV-35-24 | constant voltage 24V DC | 35W | IP67 | min 1 - max 5 |
| Meanwell | LPV-60-24 | constant voltage 24V DC | 60W | IP67 | min 1 - max 9 |

Technical features



Technical data

| | |
|--------------|---|
| Wattage | 6 WATT |
| IP Rating | IP65 |
| IK Rating | IK07 |
| Material | Anodized aluminum silver finish |
| Light source | NR. 12 x 0.5W Nichia mid-power LED |
| Screws | Stainless steel |
| Transformer | Remote 24V DC driver needed |
| Adjustable | through 180 degrees |
| Cable | Double power cables included, supplied with male/female quick coupling for in-line installation |
| Glass | Tempered, 23 mm thickness |
| Gasket | Silicone rubber |
| Gross weight | 0,30 Kg |

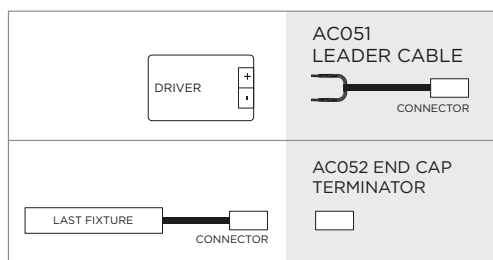
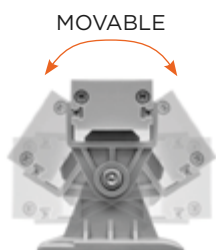
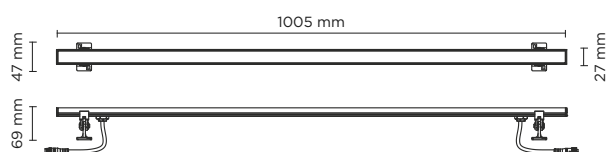




406007

TARGET 1000

1.005 mm LED bar for outdoor installation on a wall; installation with two fixing holders, adjustable through 180°. Anodized aluminium body, tempered safety glass and stainless steel screws. Double power cable with male/female quick couplings included, suitable for in-line installation. Remote driver 24V DC needed. With nr. 24 x 0.5W Nichia mid-power LED. IP65 rating.



| light source | light beam options | lumen output (lm) | lumin. efficacy (lm/w) |
|--------------------------|--------------------|-------------------|------------------------|
| 3000°K warm-white | | | |
| mid power led | 40° | 1.020 | 85 |

Finish color options:

Textured Grey
RAL 9006

remote driver selection

| brand | manufacturer code | type | watt | IP rate | numbers of fixtures |
|----------|-------------------|-------------------------|------|---------|---------------------|
| Meanwell | LPV-20-24 | constant voltage 24V DC | 20W | IP67 | 1 |
| Meanwell | LPV-35-24 | constant voltage 24V DC | 35W | IP67 | min 1 - max 2 |
| Meanwell | LPV-60-24 | constant voltage 24V DC | 60W | IP67 | min 1 - max 4 |
| Meanwell | LPV-100-24 | constant voltage 24V DC | 100W | IP67 | min 1 - max 8 |

Technical features




Technical data

| | |
|--------------|---|
| Wattage | 12 WATT |
| IP Rating | IP65 |
| IK Rating | IK07 |
| Material | Anodized aluminum silver finish |
| Light source | NR. 24 x 0.5W Nichia mid-power LED |
| Screws | Stainless steel |
| Transformer | Remote 24V DC driver needed |
| Adjustable | through 180 degrees |
| Cable | Double power cables included, supplied with male/female quick coupling for in-line installation |
| Glass | Tempered, 23 mm thickness |
| Gasket | Silicone rubber |
| Gross weight | 0,50 Kg |







WALL RECESSED

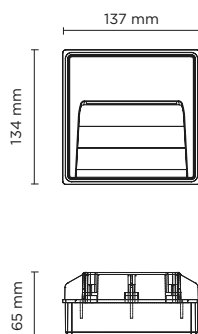
| luminaire | lumen package | page |
|--------------------|---------------|------|
| 504000 SURF RECESS | 350 - 1.020 | 334 |
| 503000 LINE STEP | 1.000 - 2.000 | 340 |
| 501000 BLADE | 96 - 100 | 342 |
| 502000 STEP | 60 - 410 | 344 |





504001

SURF RECESS MINI

Square wall-recessed luminaire for outdoor installation, phospho-chromatised and polyester powder coated extruded copper-free aluminium body, tempered frosted glass diffuser, moulded silicone gaskets, polypropylene housing for recess. Built-in LED driver 220-240V 50-60Hz, with 6 CREE XH-G mid-power LED. IP65 rating.



| light source | light beam options | lumen output (lm) | lumin. efficacy (lm/w) |
|-----------------------------|---|-------------------|------------------------|
| 3000°K warm-white | | | |
| mid power led |  floor washer 180° | 350 | 87.50 |
| 4000°K neutral-white | | | |
| mid power led |  floor washer 180° | 360 | 90.00 |

Finish color options:

 Textured Grey
RAL 9006

 Anthracite Grey
RAL 7016

 Matt Black
(on request)

Technical features

IP65

IK08

CE

5
YEARS



Technical data

| | |
|--------------|--|
| Wattage | 4 WATT |
| IP Rating | IP65 |
| IK Rating | IK08 |
| Material | High corrosion resistance die-cast copper-free aluminum body |
| Coating | Polyester powder coating with phosphochromating pre-finish |
| Light source | NR. 6 x CREE XH-G LED |
| Screws | Stainless steel |
| Transformer | Electrical power supply 220/240V 50/60Hz built-in |
| Gasket | Silicone rubber |
| Glass | Tempered |
| Cable gland | M12 rubber grommet |
| Power cable | 0.10 mt power cable included |
| Gross weight | 0,70 Kg |
| Included | Polypropylene housing for recess |



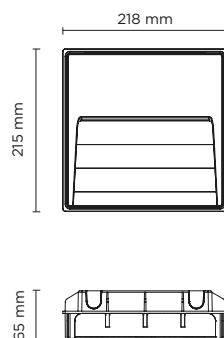






504002

SURF RECESS MEDIUM

Square wall-recessed luminaire for outdoor installation, phospho-chromatised and polyester powder coated extruded copper-free aluminium body, tempered frosted glass diffuser, moulded silicone gaskets, polypropylene housing for recess. Built-in LED driver 220-240V 50-60Hz, with 14 CREE XH-G mid-power LED. IP65 rating.



| light source | light beam options | lumen output (lm) | lumin. efficacy (lm/w) |
|-----------------------------|---|-------------------|------------------------|
| 3000°K warm-white | | | |
| mid power led |  floor washer 180° | 650 | 81.25 |
| 4000°K neutral-white | | | |
| mid power led |  floor washer 180° | 660 | 82.50 |

Finish color options:

 Textured Grey RAL 9006

 Anthracite Grey RAL 7016

 Matt Black (on request)


Technical features



Technical data

| | |
|--------------|--|
| Wattage | 8 WATT |
| IP Rating | IP65 |
| IK Rating | IK08 |
| Material | High corrosion resistance die-cast copper-free aluminum body |
| Coating | Polyester powder coating with phosphochromating pre-finish |
| Light source | NR. 14 x CREE XH-G LED |
| Screws | Stainless steel |
| Transformer | Electrical power supply 220/240V 50/60Hz built-in |
| Gasket | Silicone rubber |
| Glass | Tempered |
| Cable gland | M16 rubber grommet |
| Power cable | 0.10 mt power cable included |
| Gross weight | 1,50 Kg |
| Included | Polypropylene housing for recess |

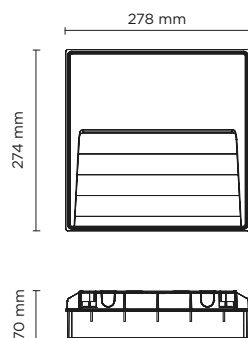






504003

SURF RECESS MAXI

Square wall-recessed luminaire for outdoor installation, phospho-chromatised and polyester powder coated extruded copper-free aluminium body, tempered frosted glass diffuser, moulded silicone gaskets, polypropylene housing for recess. Built-in LED driver 220-240V 50-60Hz, with 21 CREE XH-G mid-power LED. IP65 rating.



| light source | light beam options | lumen output (lm) | lumin. efficacy (lm/w) |
|-----------------------------|---|-------------------|------------------------|
| 3000°K warm-white | | | |
| mid power led |  floor washer 180° | 1.000 | 71.42 |
| 4000°K neutral-white | | | |
| mid power led |  floor washer 180° | 1.020 | 72.86 |

Finish color options:



Technical features




Technical data

| | |
|--------------|--|
| Wattage | 14 WATT |
| IP Rating | IP65 |
| IK Rating | IK08 |
| Material | High corrosion resistance die-cast copper-free aluminum body |
| Coating | Polyester powder coating with phosphochromating pre-finish |
| Light source | NR. 21 x CREE XH-G LED |
| Screws | Stainless steel |
| Transformer | Electrical power supply 220/240V 50/60Hz built-in |
| Gasket | Silicone rubber |
| Glass | Tempered |
| Cable gland | M16 rubber grommet |
| Power cable | 0.10 mt power cable included |
| Gross weight | 2,10 Kg |
| Included | Polypropylene housing for recess |





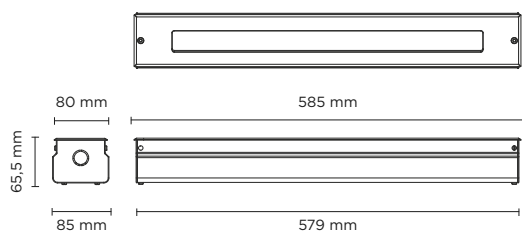





503001


LINE STEP 01

Linear wall-recessed luminaire for outdoor installation, length 500mm, Phosphochromatised and polyester powder coated extruded copper-free aluminium body and stainless steel AISI 304 frame, tempered frosted glass diffuser, moulded silicone gaskets, stainless steel recessing sleeve. Asymmetrical light distribution. Built-in LED driver 220-240V 50-60Hz, with 28 CREE XH-G mid-power LED. IP67 rating.



| light source | light beam options | lumen output (lm) | lumin. efficacy (lm/w) |
|--------------------------|--|-------------------|------------------------|
| 3000°K warm-white | | | |
| mid power led |  asymm 120° | 1.000 | 58.82 |

Finish color options:

 Stainless Steel

Technical features



Technical data

| | |
|------------------|--|
| Wattage | 17 WATT |
| IP Rating | IP67 |
| IK Rating | IK09 |
| Material | High corrosion resistance extruded copper-free aluminum body |
| Coating | Polyester powder coating with phosphochromating pre-finish |
| Trim | Stainless steel AISI 304 |
| Light source | NR. 28 CREE XH-G mid-power LED |
| Screws | Stainless steel |
| Recessing sleeve | Stainless steel |
| Transformer | Electronic power supply 220/240V 50/60Hz built-in |
| Cable gland | Double PG9 |
| Gasket | Silicone rubber |
| Glass | Tempered frosted diffuser |
| Power cable | 1 mt. neoprene power cable included |
| Gross weight | 4,00 Kg |

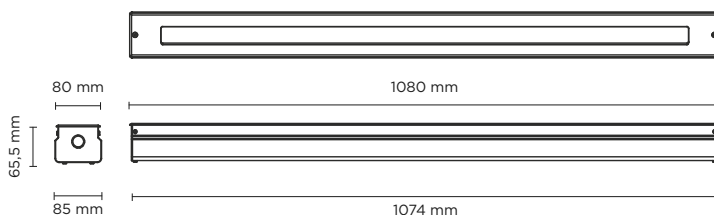




503002


LINE STEP 02

Linear ground-recessed luminaire for outdoor installation, length 1.000mm, Phospho-chromatised and polyester powder coated extruded copper-free aluminium body and stainless steel AISI 304 frame, tempered frosted glass diffuser, moulded silicone gaskets, stainless steel recessing sleeve. Asymmetrical light distribution. Built-in LED driver 220-240V 50-60Hz, with 56 CREE XH-G mid-power LED. IP67 rating.



| light source | light beam options | lumen output (lm) | lumin. efficacy (lm/w) |
|--------------------------|--------------------|-------------------|------------------------|
| 3000°K warm-white | | | |
| mid power led | asymm 120° | 2.000 | 58.82 |

Finish color options:

 Stainless Steel

Technical features



Technical data

| | |
|------------------|--|
| Wattage | 34 WATT |
| IP Rating | IP67 |
| IK Rating | IK09 |
| Material | High corrosion resistance extruded copper-free aluminum body |
| Coating | Polyester powder coating with phosphocromating pre-finish |
| Trim | Stainless steel AISI 304 |
| Light source | NR. 56 CREE XH-G mid-power LED |
| Screws | Stainless steel |
| Recessing sleeve | Stainless steel |
| Transformer | Electronic power supply 220/240V 50/60Hz built-in |
| Cable gland | Double PG9 |
| Gasket | Silicone rubber |
| Glass | Tempered frosted diffuser |
| Power cable | 1 mt. neoprene power cable included |
| Gross weight | 7,00 Kg |

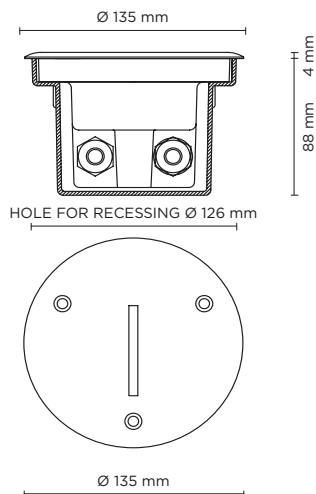




501001

BLADE COMPACT ROUND

Recessed round luminaire for outdoor installation in the wall, phospho-chromatised and polyester powder coated die-cast copper-free aluminium body, stainless steel AISI 304 frame, tempered safety glass, moulded silicone gasket and stainless steel screws. Built-in LED driver 220-240V 50-60Hz, with 1 high-power LED. IP65 rating.



| light source | light beam options | lumen output (lm) | lumin. efficacy (lm/w) |
|-----------------------------|--------------------|-------------------|------------------------|
| 3000°K warm-white | | | |
| high-power led | spot directional | 96 | 48.00 |
| 4000°K neutral-white | | | |
| high-power led | spot directional | 100 | 50.00 |

Finish color options:

 Stainless Steel

Technical features



Technical data

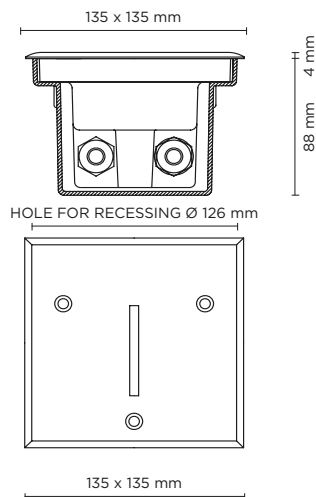
| | |
|--------------|--|
| Wattage | 2 WATT |
| IP Rating | IP65 |
| IK Rating | IK08 |
| Material | High corrosion resistance die-cast copper-free aluminum body |
| Coating | Polyester powder coating with phosphochromating pre-finish |
| Trim | Stainless steel AISI 304 |
| Light source | NR. 1 x 1W LED |
| Screws | Stainless steel |
| Transformer | Electronic power supply 220/240V 50/60Hz built-in |
| Cable | 1 mt. neoprene power cable included |
| Gasket | Silicone rubber |
| Glass | Tempered |
| Cable gland | Double PG11 |
| Gross weight | 1,40 Kg |
| Included | Polypropylene recessing box |



501002


BLADE COMPACT SQUARE

Recessed square luminaire for outdoor installation in the wall, phosphochromatised and polyester powder coated die-cast copper-free aluminium body, stainless steel AISI 304 frame, tempered safety glass, moulded silicone gasket and stainless steel screws. Built-in LED driver 220-240V 50-60Hz, with 1 high-power LED. IP65 rating.



| light source | light beam options | lumen output (lm) | lumin. efficacy (lm/w) |
|-----------------------------|--------------------|-------------------|------------------------|
| 3000°K warm-white | | | |
| high-power led | spot directional | 96 | 48.00 |
| 4000°K neutral-white | | | |
| high-power led | spot directional | 100 | 50.00 |

Finish color options:

 Stainless Steel

Technical features



Technical data

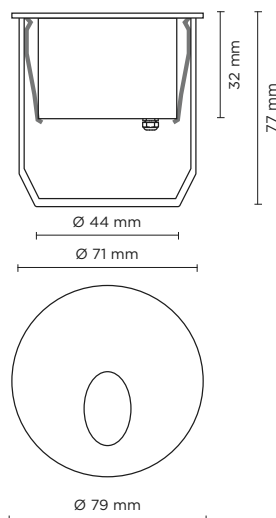
| | |
|--------------|--|
| Wattage | 2 WATT |
| IP Rating | IP65 |
| IK Rating | IK08 |
| Material | High corrosion resistance die-cast copper-free aluminum body |
| Coating | Polyester powder coating with phosphochromating pre-finish |
| Trim | Stainless steel AISI 304 |
| Light source | NR. 1 x 1W LED |
| Screws | Stainless steel |
| Transformer | Electronic power supply 220/240V 50/60Hz built-in |
| Cable | 1 mt. neoprene power cable included |
| Gasket | Silicone rubber |
| Glass | Tempered |
| Cable gland | Double PG11 |
| Gross weight | 1,40 Kg |
| Included | Polypropylene recessing box |




502014

STEP TONDO T 03

Recessed round steplight for outdoor installation in the wall, stainless steel AISI 316 body and frame, tempered safety glass, moulded silicone gasket and stainless steel screws. Built-in LED driver 220-240V 50-60Hz, with 1 high-power CREE LED. IP65 rating.



| light source | light beam options | lumen output (lm) | lumin. efficacy (lm/w) |
|--------------------------|--|-------------------|------------------------|
| 3000°K warm-white | | | |
| high-power led |  80° asymmetric | 60 | 60.00 |

Finish color options:

 Textured Grey
RAL 9006

Technical features

IP65

IK07

CE

5
YEARS



Technical data

| | |
|----------------|---|
| Wattage | 1 WATT |
| IP Rating | IP65 |
| IK Rating | IK07 |
| Body and frame | Stainless Steel AISI 316 |
| Light source | NR. 1 x 1W CREE LED |
| Screws | Stainless steel |
| Transformer | Electronic power supply 220/240V 50/60Hz built-in |
| Cable | 0.2 mt. neoprene power cable included |
| Gasket | Silicone rubber |
| Glass | Tempered |
| Gross weight | 0,60 Kg |
| Included | Polypropilene recessing box |

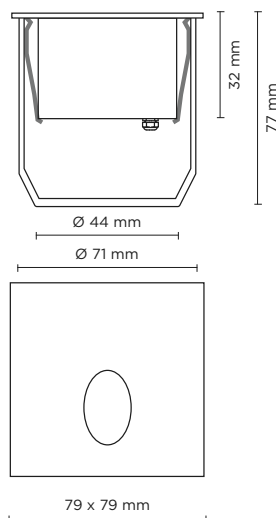




502015

STEP QUADRO Q 03

Recessed square steplight for outdoor installation in the wall, stainless steel AISI 316 body and frame, tempered safety glass, moulded silicone gasket and stainless steel screws. Built-in LED driver 220-240V 50-60Hz, with 1 high-power CREE LED. IP65 rating.



| light source | light beam options | lumen output (lm) | lumin. efficacy (lm/w) |
|--------------------------|--------------------|-------------------|------------------------|
| 3000°K warm-white | | | |
| high-power led | 80° asymmetric | 60 | 60.00 |

Finish color options:


Textured Grey
RAL 9006


Technical features



Technical data

| | |
|----------------|---|
| Wattage | 1 WATT |
| IP Rating | IP65 |
| IK Rating | IK07 |
| Body and frame | Stainless Steel AISI 316 |
| Light source | NR. 1 x 1W CREE LED |
| Screws | Stainless steel |
| Transformer | Electronic power supply 220/240V 50/60Hz built-in |
| Cable | 0.2 mt. neoprene power cable included |
| Gasket | Silicone rubber |
| Glass | Tempered |
| Gross weight | 0,60 Kg |
| Included | Polypropylene recessing box |

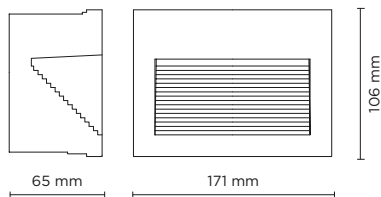





502018

STEP QUADRO Q 04

Recessed linear steplight for outdoor installation in the wall, phospho-chromatised and polyester powder coated die-cast copper-free aluminium body and frame, tempered frosted glass diffuser, polypropylene housing for recess, moulded silicone gasket and stainless steel screws. Built-in LED driver 220-240V 50-60Hz, with 24 low-power SMD3528 LED. IP65 rating.



| light source | light beam options | lumen output (lm) | lumin. efficacy (lm/w) |
|--------------------------|--|-------------------|------------------------|
| 3000°K warm-white | | | |
| SMD3528 |  120° | 70 | 23.33 |

Finish color options:

 Textured Grey
RAL 9006

Technical features



Technical data

| | |
|--------------|--|
| Wattage | 3 WATT |
| IP Rating | IP65 |
| IK Rating | IK08 |
| Material | High corrosion resistance die-cast copper-free aluminum body and frame |
| Coating | Polyester powder coating with phosphocromating pre-finish |
| Light source | NR. 24 x SMD3528 LED |
| Screws | Stainless steel |
| Transformer | Electronic power supply 220/240V 50/60Hz built-in |
| Cable | 0.50 mt. neoprene power cable included |
| Gasket | Silicone rubber |
| Glass | Tempered |
| Gross weight | 0,85 Kg |
| Included | Polypropylene recessing box |

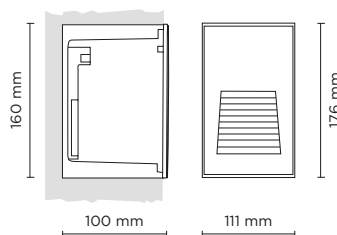





502019

STEP QUADRO Q 06

Recessed linear steplight for outdoor installation in the wall, phospho-chromatised and polyester powder coated die-cast copper-free aluminium body and frame, tempered frosted glass diffuser, polypropilene housing for recess, moulded silicone gasket and stainless steel screws. Built-in LED driver 220-240V 50-60Hz, with 24 low-power SMD3528 LED. IP65 rating.



| light source | light beam options | lumen output (lm) | lumin. efficacy (lm/w) |
|--------------------------|--|-------------------|------------------------|
| 3000°K warm-white | | | |
| SMD3528 |  120° | 50 | 25.00 |

Finish color options:

 Textured Grey
RAL 9006

Technical features



Technical data

| | |
|--------------|--|
| Wattage | 2 WATT |
| IP Rating | IP65 |
| IK Rating | IK08 |
| Material | High corrosion resistance die-cast copper-free aluminum body and frame |
| Coating | Polyester powder coating with phosphocromating pre-finish |
| Light source | NR. 18 x SMD3528 LED |
| Screws | Stainless steel |
| Transformer | Electronic power supply 220/240V 50/60Hz built-in |
| Cable | 0.50 mt. neoprene power cable included |
| Gasket | Silicone rubber |
| Glass | Tempered |
| Gross weight | 0,90 Kg |
| Included | Polypropilene recessing box |

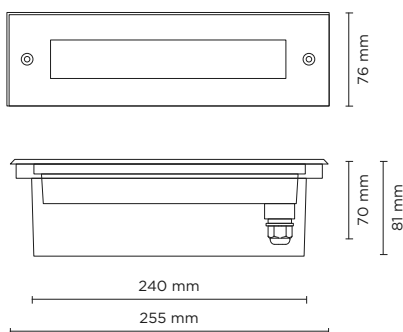




502010

STEP LINEAR 01

Recessed linear steplight for outdoor installation in the wall, phospho-chromatised and polyester powder coated die-cast copper-free aluminium body, stainless steel frame, tempered frosted glass diffuser, polypropilene housing for recess, moulded silicone gasket and stainless steel screws. Built-in LED driver 220-240V 50-60Hz, with 54 low-power SMD3528 LED. IP65 rating.



| light source | light beam options | lumen output (lm) | lumin. efficacy (lm/w) |
|--------------------------|--------------------|-------------------|------------------------|
| 3000°K warm-white | | | |
| SMD3528 | 100° | 140 | 20.00 |

Finish color options:

 Stainless Steel

Technical features



Technical data

| | |
|--------------|--|
| Wattage | 7 WATT |
| IP Rating | IP65 |
| IK Rating | IK08 |
| Material | High corrosion resistance die-cast copper-free aluminum body |
| Coating | Polyester powder coating with phosphochromating pre-finish |
| Frame | Stainless Steel AISI 304 |
| Light source | NR. 54 x SMD3528 LED |
| Screws | Stainless steel |
| Transformer | Electronic power supply 220/240V 50/60Hz built-in |
| Cable | 0.5 mt. neoprene power cable included |
| Gasket | Silicone rubber |
| Glass | Tempered safety fully frosted |
| Gross weight | 1.20 Kg |
| Included | Polypropilene recessing box |

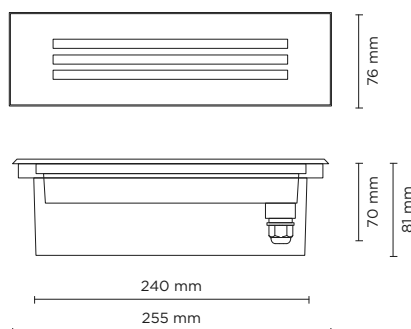




502011


STEP LINEAR 02

Recessed linear steplight for outdoor installation in the wall, phospho-chromatised and polyester powder coated die-cast copper-free aluminium body, stainless steel frame and grid, tempered frosted glass diffuser, polypropylene housing for recess, moulded silicone gasket and stainless steel screws. Built-in LED driver 220-240V 50-60Hz, with 54 low-power SMD3528 LED. IP65 rating.



| light source | light beam options | lumen output (lm) | lumin. efficacy (lm/w) |
|--------------------------|--------------------|-------------------|------------------------|
| 3000°K warm-white | | | |
| SMD3528 | 100° | 80 | 11.43 |

Finish color options:

 Stainless Steel

Technical features



Technical data

| | |
|--------------|--|
| Wattage | 7 WATT |
| IP Rating | IP65 |
| IK Rating | IK08 |
| Material | High corrosion resistance die-cast copper-free aluminum body |
| Coating | Polyester powder coating with phosphochromating pre-finish |
| Frame | Stainless Steel AISI 304 |
| Light source | NR. 54 x SMD3528 LED |
| Screws | Stainless steel |
| Transformer | Electronic power supply 220/240V 50/60Hz built-in |
| Cable | 0.5 mt. neoprene power cable included |
| Gasket | Silicone rubber |
| Glass | Tempered safety fully frosted |
| Gross weight | 1.20 Kg |
| Included | Polypropylene recessing box |

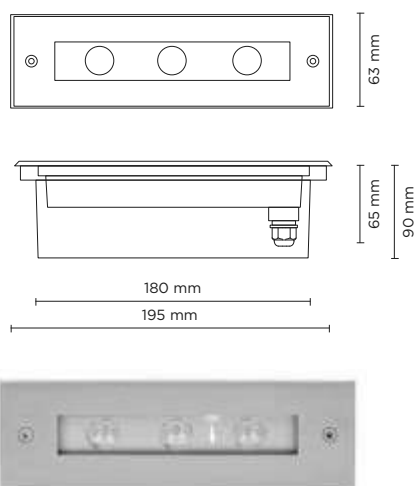





502012


STEP LINEAR 03

Recessed linear steplight for outdoor installation in the wall, asymmetrical light distribution, phospho-chromatised and polyester powder coated die-cast copper-free aluminium body, stainless steel frame, tempered clear glass, polypropylene housing for recess, moulded silicone gasket and stainless steel screws. Built-in LED driver 220-240V 50-60Hz, with 3 high-power OSRAM LED. IP65 rating.



| light source | light beam options | lumen output (lm) | lumin. efficacy (lm/w) |
|--------------------------|--|-------------------|------------------------|
| 3000°K warm-white | | | |
| high power led |  45° x 35° asymmetric | 230 | 76.67 |

Finish color options:

 Stainless Steel

Technical features



Technical data

| | |
|--------------|--|
| Wattage | 3 WATT |
| IP Rating | IP65 |
| IK Rating | IK08 |
| Material | High corrosion resistance die-cast copper-free aluminum body |
| Coating | Polyester powder coating with phosphochromating pre-finish |
| Frame | Stainless Steel AISI 304 |
| Light source | NR. 3 x OSRAM LED |
| Screws | Stainless steel |
| Transformer | Electronic power supply 220/240V 50/60Hz built-in |
| Cable | 0.5 mt. neoprene power cable included |
| Gasket | Silicone rubber |
| Glass | Tempered |
| Gross weight | 0,90 Kg |
| Included | Polypropylene recessing box |

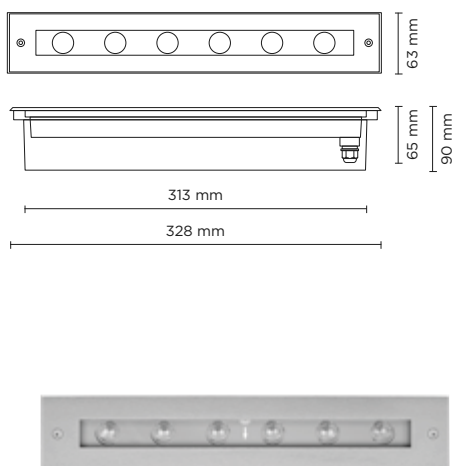





502013

STEP LINEAR 04

Recessed linear steplight for outdoor installation in the wall, asymmetrical light distribution, phospho-chromatised and polyester powder coated die-cast copper-free aluminium body, stainless steel frame, tempered clear glass, polypropylene housing for recess, moulded silicone gasket and stainless steel screws. Built-in LED driver 220-240V 50-60Hz, with 6 high-power OSRAM LED. IP65 rating.



| light source | light beam options | lumen output (lm) | lumin. efficacy (lm/w) |
|--------------------------|--|-------------------|------------------------|
| 3000°K warm-white | | | |
| high power led |  45° x 35° asymmetric | 410 | 68.34 |

Finish color options:

 Stainless Steel

Technical features



Technical data

| | |
|--------------|--|
| Wattage | 6 WATT |
| IP Rating | IP65 |
| IK Rating | IK08 |
| Material | High corrosion resistance die-cast copper-free aluminum body |
| Coating | Polyester powder coating with phosphochromating pre-finish |
| Frame | Stainless Steel AISI 304 |
| Light source | NR. 6 x OSRAM LED |
| Screws | Stainless steel |
| Transformer | Electronic power supply 220/240V 50/60Hz built-in |
| Cable | 0.5 mt. neoprene power cable included |
| Gasket | Silicone rubber |
| Glass | Tempered |
| Gross weight | 1,30 Kg |
| Included | Polypropylene recessing box |

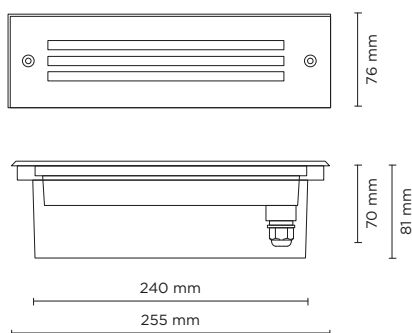




502016

STEP LINEAR 05

Recessed linear steplight for outdoor installation in the wall, phospho-chromatised and polyester powder coated die-cast copper-free aluminium body and frame, tempered frosted glass diffuser, polypropylene housing for recess, moulded silicone gasket and stainless steel screws. Built-in LED driver 220-240V 50-60Hz, with 54 low-power SMD3528 LED. IP65 rating.



| light source | light beam options | lumen output (lm) | lumin. efficacy (lm/w) |
|--------------------------|--------------------|-------------------|------------------------|
| 3000°K warm-white | | | |
| SMD3528 | 120° | 140 | 20.00 |

Finish color options:

 Textured Grey
RAL 9006

Technical features



Technical data

| | |
|--------------|---|
| Wattage | 7 WATT |
| IP Rating | IP65 |
| IK Rating | IK08 |
| Material | High corrosion resistance die-cast copper-free aluminum body and frame. |
| Coating | Polyester powder coating with phosphochromating pre-finish |
| Light source | NR. 54 x SMD3528 LED |
| Screws | Stainless steel |
| Transformer | Electronic power supply 220/240V 50/60Hz built-in |
| Cable | 0.5 mt. neoprene power cable included |
| Gasket | Silicone rubber |
| Glass | Tempered |
| Gross weight | 1,05 Kg |

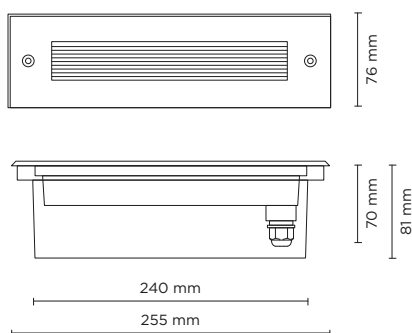





502017

STEP LINEAR 06

Recessed linear steplight for outdoor installation in the wall, phospho-chromatised and polyester powder coated die-cast copper-free aluminium body and frame, tempered frosted glass diffuser, polypropylene housing for recess, moulded silicone gasket and stainless steel screws. Built-in LED driver 220-240V 50-60Hz, with 15 low-power SMD5630 LED. IP65 rating.



| light source | light beam options | lumen output (lm) | lumin. efficacy (lm/w) |
|--------------------------|---|-------------------|------------------------|
| 3000°K warm-white | | | |
| SMD5630 |  asymmetric 120° | 180 | 25.71 |

Finish color options:

 Textured Grey
RAL 9006

Technical features




Technical data

| | |
|--------------|---|
| Wattage | 7 WATT |
| IP Rating | IP65 |
| IK Rating | IK08 |
| Material | High corrosion resistance die-cast copper-free aluminum body and frame. |
| Coating | Polyester powder coating with phosphochromating pre-finish |
| Light source | NR. 15 x SMD5630 LED |
| Screws | Stainless steel |
| Transformer | Electronic power supply 220/240V 50/60Hz built-in |
| Cable | 0.5 mt. neoprene power cable included |
| Gasket | Silicone rubber |
| Glass | Tempered |
| Gross weight | 1,00 Kg |





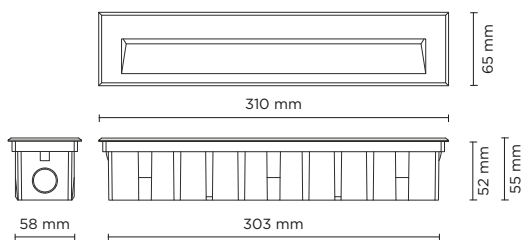




502020

STEP LINEAR 07

Recessed linear steplight for outdoor installation in the wall, phospho-chromatised and polyester powder coated die-cast copper-free aluminium body and frame, tempered frosted glass diffuser, polypropilene housing for recess, moulded silicone gasket and stainless steel screws. Built-in LED driver 220-240V 50-60Hz, with 30 low-power SMD5630 LED. IP65 rating.



| light source | light beam options | lumen output (lm) | lumin. efficacy (lm/w) |
|--------------------------|--------------------|-------------------|------------------------|
| 3000°K warm-white | | | |
| low power led | Asymmetric 120° | 360 | 34.28 |

Finish color options:


Textured Grey
RAL 9006

Technical features



Technical data

| | |
|--------------|---|
| Wattage | 10.5 WATT |
| IP Rating | IP65 |
| IK Rating | IK08 |
| Material | High corrosion resistance die-cast copper-free aluminum body and frame. |
| Coating | Polyester powder coating with phosphochromating pre-finish |
| Light source | NR. 30 x SMD5630 LED |
| Screws | Stainless steel |
| Transformer | Electronic power supply 220/240V 50/60Hz built-in |
| Cable | 0.5 mt. neoprene power cable included |
| Gasket | Silicone rubber |
| Glass | Tempered |
| Gross weight | 1,50 Kg |







BOLLARDS

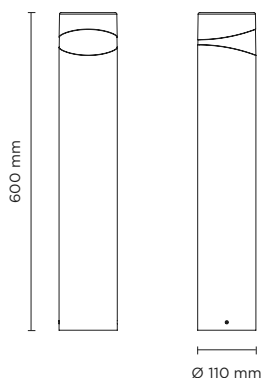
| luminaire | lumen package | page |
|-----------------------|---------------|------|
| 601800 BOULEVARD MINI | 400 - 820 | 360 |
| 609000 BOULEVARD | 800 - 1.600 | 362 |
| 601700 SECTOR | 533 - 2.200 | 370 |
| 601500 PROMENADE | 2.900 - 3.100 | 376 |
| 601900 SCOUT | 350 - 665 | 380 |
| 602100 TRON | 1.100 - 2.100 | 384 |
| 603000 WAY | 600 - 1.200 | 388 |
| 601600 PERISCOPE | 805 - 1.694 | 394 |
| 602200 ALDER | 1.600 - 1.650 | 400 |





601801

BOULEVARD MINI 180

600mm height bollard, round shape, for outdoor surface installation, 180° light emission, phospho-chromatised and polyester powder coated extruded copper-free aluminium body, polycarbonate diffuser, moulded silicone gasket and stainless steel screws. Anchorage bolts included. Built-in LED driver 220-240V 50-60Hz, with 8 CREE JK3030 mid-power LED. IP65 rating.



| light source | light beam options | lumen output (lm) | lumin. efficacy (lm/w) |
|-----------------------------|--|-------------------|------------------------|
| 3000°K warm-white | | | |
| mid-power led |  180° | 400 | 61.53 |
| 4000°K neutral-white | | | |
| mid-power led |  180° | 410 | 63.08 |

Finish color options:



Technical features



Technical data

| | |
|--------------|--|
| Wattage | 6.5 WATT |
| IP Rating | IP65 |
| IK Rating | IK10 |
| Material | High corrosion resistance extruded copper-free aluminum body |
| Coating | Polyester powder coating with phosphochromating pre-finish |
| Light source | NR. 8 x CREE JK3030 LED |
| Screws | Stainless steel |
| Transformer | Electrical power supply 220/240V 50/60Hz built-in |
| Gasket | Silicone rubber |
| Diffuser | Polycarbonate diffuser |
| Gross weight | 4,00 Kg |

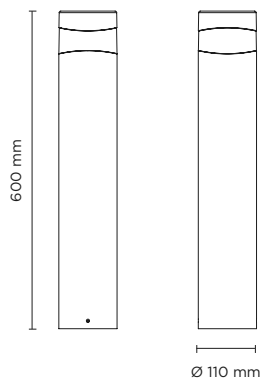




601802

BOULEVARD MINI 360

600mm height bollard, round shape, for outdoor surface installation, 360° light emission, phospho-chromatised and polyester powder coated extruded copper-free aluminium body, polycarbonate diffuser, moulded silicone gasket and stainless steel screws. Anchorage bolts included. Built-in LED driver 220-240V 50-60Hz, with 16 CREE JK3030 mid-power LED. IP65 rating.



| light source | light beam options | lumen output (lm) | lumin. efficacy (lm/w) |
|-----------------------------|--------------------|-------------------|------------------------|
| 3000°K warm-white | | | |
| mid-power led | • 360° | 800 | 66.66 |
| 4000°K neutral-white | | | |
| mid-power led | • 360° | 820 | 68.33 |

Finish color options:




Technical features



Technical data

| | |
|--------------|--|
| Wattage | 12 WATT |
| IP Rating | IP65 |
| IK Rating | IK10 |
| Material | High corrosion resistance extruded copper-free aluminum body |
| Coating | Polyester powder coating with phosphochromating pre-finish |
| Light source | NR. 16 x CREE JK3030 LED |
| Screws | Stainless steel |
| Transformer | Electrical power supply 220/240V 50/60Hz built-in |
| Gasket | Silicone rubber |
| Diffuser | Polycarbonate diffuser |
| Gross weight | 4,00 Kg |



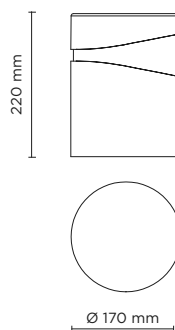



609001

BOULEVARD 01 180

Designed by
MOMO DESIGN

220mm height bollard, round shape, for outdoor surface installation, 180° light emission, phospho-chromatised and polyester powder coated die-cast copper-free aluminium body, polycarbonate diffuser, moulded silicone gasket and stainless steel screws. Anchorage bolts included. Built-in LED driver 220-240V 50-60Hz, with 12 CREE XH-G mid-power LED. IP65 rating.



| light source* | light beam options | lumen output (lm) | lumin. efficacy (lm/w) |
|--------------------------|--|-------------------|------------------------|
| 3000°K warm-white | | | |
| mid power led |  180° | 800 | 88.88 |

* Other light colors available on request: Neutral-white

Finish color options:




Technical features



Technical data

| | |
|--------------|---|
| Wattage | 9 WATT |
| IP Rating | IP65 |
| IK Rating | IK10 |
| Material | High corrosion resistance die-cast copper-free aluminum body and frame. |
| Coating | Polyester powder coating with phosphochromating pre-finish |
| Light source | NR. 12 CREE XH-G mid-power LED |
| Screws | Stainless steel |
| Transformer | Electronic power supply 220/240V 50/60Hz built-in |
| Gasket | Silicone rubber |
| Diffuser | Polycarbonate diffuser |
| | Anchorage unit included |
| Gross weight | 4,00 Kg |



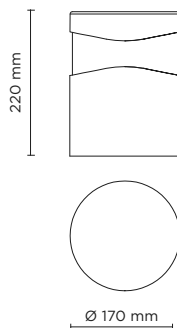



609002

BOULEVARD 01 360

Designed by
MOMO DESIGN

220mm height bollard, round shape, for outdoor surface installation, 360° light emission, phospho-chromatised and polyester powder coated die-cast copper-free aluminium body, polycarbonate diffuser, moulded silicone gasket and stainless steel screws. Anchorage bolts included. Built-in LED driver 220-240V 50-60Hz, with 24 CREE XH-G mid-power LED. IP65 rating.



| light source* | light beam options | lumen output (lm) | lumin. efficacy (lm/w) |
|--------------------------|--|-------------------|------------------------|
| 3000°K warm-white | | | |
| mid power led |  360° | 1.600 | 84.21 |

* Other light colors available on request: Neutral-white

Finish color options:

| | | |
|--|---|--|
|  Textured Grey RAL 9006 |  Anthracite Grey RAL 7016 |  Matt Black (on request) |
|--|---|--|


Technical features



Technical data

| | |
|--------------|---|
| Wattage | 18 WATT |
| IP Rating | IP65 |
| IK Rating | IK10 |
| Material | High corrosion resistance die-cast copper-free aluminum body and frame. |
| Coating | Polyester powder coating with phosphocromating pre-finish |
| Light source | NR. 24 CREE XH-G mid-power LED |
| Screws | Stainless steel |
| Transformer | Electronic power supply 220/240V 50/60Hz built-in |
| Gasket | Silicone rubber |
| Diffuser | Polycarbonate diffuser |
| | Anchorage unit included |
| Gross weight | 4,20 Kg |






609003

BOULEVARD 02 180

Designed by
MOMO DESIGN

600mm height bollard, round shape, for outdoor surface installation, 180° light emission, phospho-chromatised and polyester powder coated die-cast copper-free aluminium body, polycarbonate diffuser, moulded silicone gasket and stainless steel screws. Anchorage bolts included. Built-in LED driver 220-240V 50-60Hz, with 12 CREE XH-G mid-power LED. IP65 rating.



| light source* | light beam options | lumen output (lm) | lumin. efficacy (lm/w) |
|---------------|--------------------|-------------------|------------------------|
|---------------|--------------------|-------------------|------------------------|

3000°K warm-white

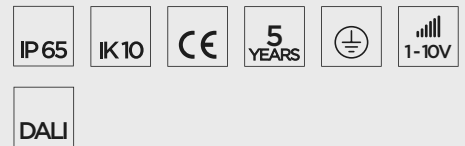
| | | | |
|---------------|--|-----|-------|
| mid power led |  180° | 800 | 88.88 |
|---------------|--|-----|-------|

* Other light colors available on request: Neutral-white

Finish color options:

| | | |
|---|---|--|
|  Textured Grey RAL 9006 |  Anthracite Grey RAL 7016 |  Matt Black (on request) |
|---|---|--|


Technical features



Technical data

| | |
|--------------|---|
| Wattage | 9 WATT |
| IP Rating | IP65 |
| IK Rating | IK10 |
| Material | High corrosion resistance die-cast copper-free aluminum body and frame. |
| Coating | Polyester powder coating with phosphochromating pre-finish |
| Light source | NR. 12 CREE XH-G mid-power LED |
| Screws | Stainless steel |
| Transformer | Electronic power supply 220/240V 50/60Hz built-in |
| Gasket | Silicone rubber |
| Diffuser | Polycarbonate diffuser |
| | Anchorage unit included |
| Gross weight | 5,50 Kg |



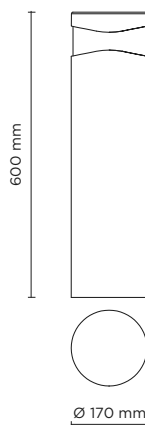



609004

BOULEVARD 02 360

Designed by
MOMO DESIGN

600mm height bollard, round shape, for outdoor surface installation, 360° light emission, phospho-chromatised and polyester powder coated die-cast copper-free aluminium body, polycarbonate diffuser, moulded silicone gasket and stainless steel screws. Anchorage bolts included. Built-in LED driver 220-240V 50-60Hz, with 24 CREE XH-G mid-power LED. IP65 rating.



| light source* | light beam options | lumen output (lm) | lumin. efficacy (lm/w) |
|--------------------------|--|-------------------|------------------------|
| 3000°K warm-white | | | |
| mid power led |  360° | 1.600 | 84.21 |

* Other light colors available on request: Neutral-white

Finish color options:



Technical features



Technical data

| | |
|--------------|---|
| Wattage | 18 WATT |
| IP Rating | IP65 |
| IK Rating | IK10 |
| Material | High corrosion resistance die-cast copper-free aluminum body and frame. |
| Coating | Polyester powder coating with phosphochromating pre-finish |
| Light source | NR. 24 CREE XH-G mid-power LED |
| Screws | Stainless steel |
| Transformer | Electronic power supply 220/240V 50/60Hz built-in |
| Gasket | Silicone rubber |
| Diffuser | Polycarbonate diffuser |
| | Anchorage unit included |
| Gross weight | 5,70 Kg |










609005

BOULEVARD 03 180

Designed by
MOMO DESIGN

1000mm height bollard, round shape, for outdoor surface installation, 180° light emission, phosphochromatised and polyester powder coated die-cast copper-free aluminium body, polycarbonate diffuser, moulded silicone gasket and stainless steel screws. Anchorage bolts included. Built-in LED driver 220-240V 50-60Hz, with 12 CREE XH-G mid-power LED. IP65 rating.



| light source* | light beam options | lumen output (lm) | lumin. efficacy (lm/w) |
|---------------|--------------------|-------------------|------------------------|
|---------------|--------------------|-------------------|------------------------|


3000°K warm-white

| | | | |
|---------------|--|-----|-------|
| mid power led |  180° | 800 | 88.88 |
|---------------|--|-----|-------|

* Other light colors available on request: Neutral-white

Finish color options:

 Textured Grey
RAL 9006

 Anthracite Grey
RAL 7016

 Matt Black
(on request)


Technical features



Technical data

| | |
|--------------|---|
| Wattage | 9 WATT |
| IP Rating | IP65 |
| IK Rating | IK10 |
| Material | High corrosion resistance die-cast copper-free aluminum body and frame. |
| Coating | Polyester powder coating with phosphochromating pre-finish |
| Light source | NR. 12 CREE XH-G mid-power LED |
| Screws | Stainless steel |
| Transformer | Electronic power supply 220/240V 50/60Hz built-in |
| Gasket | Silicone rubber |
| Diffuser | Polycarbonate diffuser |
| | Anchorage unit included |
| Gross weight | 7,00 Kg |







609006

BOULEVARD 03 360

Designed by
MOMO DESIGN

1000mm height bollard, round shape, for outdoor surface installation, 360° light emission, phosphochromatised and polyester powder coated die-cast copper-free aluminium body, polycarbonate diffuser, moulded silicone gasket and stainless steel screws. Anchorage bolts included. Built-in LED driver 220-240V 50-60Hz, with 24 CREE XH-G mid-power LED. IP65 rating.



| light source* | light beam options | lumen output (lm) | lumin. efficacy (lm/w) |
|--------------------------|--|-------------------|------------------------|
| 3000°K warm-white | | | |
| mid power led |  360° | 1.600 | 84.21 |

* Other light colors available on request: Neutral-white

Finish color options:



Textured Grey
RAL 9006



Anthracite Grey
RAL 7016



Matt Black
(on request)

Technical features



Technical data

| | |
|--------------|---|
| Wattage | 18 WATT |
| IP Rating | IP65 |
| IK Rating | IK10 |
| Material | High corrosion resistance die-cast copper-free aluminum body and frame. |
| Coating | Polyester powder coating with phosphochromating pre-finish |
| Light source | NR. 24 CREE XH-G mid-power LED |
| Screws | Stainless steel |
| Transformer | Electronic power supply 220/240V 50/60Hz built-in |
| Gasket | Silicone rubber |
| Diffuser | Polycarbonate diffuser |
| | Anchorage unit included |
| Gross weight | 7,20 Kg |

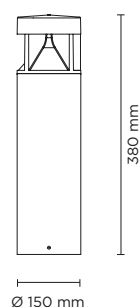




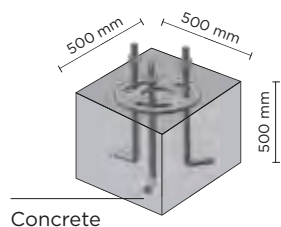
601701-04

SECTOR 380

380mm height bollard, round shape, for outdoor surface installation, from 1 to 4 light windows, phospho-chromatised and polyester powder coated extruded copper-free aluminium body, opaline tempered glass, moulded silicone gasket and stainless steel screws. Built-in LED driver 220-240V 50-60Hz, with NR. 1 x CREE XHP70 LED. IP66 rating.



AC053 - Base Plate




Technical features

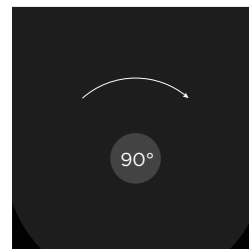


Technical data

| | |
|--------------|--|
| IP Rating | IP66 |
| IK Rating | IK10 |
| Material | High corrosion resistance extruded copper-free aluminum body |
| Coating | Polyester powder coating with phosphochromating pre-finish |
| Screws | Stainless steel |
| Transformer | Electrical power supply 220/240V 50/60Hz built-in |
| Gasket | Silicone rubber |
| Glass | Tempered |
| Power cable: | 1 meter included |
| Gross weight | Kg 4,50 |




| 601701 | SECTOR 380 01 - 6 WATT 220-240V 50-60 HZ | | |
|-----------------------------|--|-------------------|------------------------|
| light source* | light beam options | lumen output (lm) | lumin. efficacy (lm/w) |
| 3000°K warm-white | | | |
| high power led | 90° | 533 | 88.83 |
| 4000°K neutral-white | | | |
| high power led | 90° | 550 | 91.66 |



Colors options

Textured Grey RAL 9006
 Anthracite Grey RAL 7016
 Matt Black (on request)

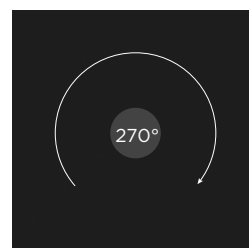
| 601702 | SECTOR 380 02 - 12 WATT 220-240V 50-60 HZ | | |
|-----------------------------|---|-------------------|------------------------|
| light source* | light beam options | lumen output (lm) | lumin. efficacy (lm/w) |
| 3000°K warm-white | | | |
| high power led | 180° or 90° + 90° | 1.067 | 88.92 |
| 4000°K neutral-white | | | |
| high power led | 180° or 90° + 90° | 1.100 | 91.66 |



Colors options

Textured Grey RAL 9006
 Anthracite Grey RAL 7016
 Matt Black (on request)

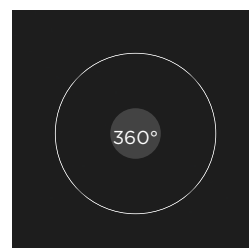
| 601703 | SECTOR 380 03 - 18 WATT 220-240V 50-60 HZ | | |
|-----------------------------|---|-------------------|------------------------|
| light source* | light beam options | lumen output (lm) | lumin. efficacy (lm/w) |
| 3000°K warm-white | | | |
| high power led | 270° | 1.600 | 88.88 |
| 4000°K neutral-white | | | |
| high power led | 270° | 1.650 | 91.66 |



Colors options

Textured Grey RAL 9006
 Anthracite Grey RAL 7016
 Matt Black (on request)

| 601704 | SECTOR 380 04 - 24 WATT 220-240V 50-60 HZ | | |
|-----------------------------|---|-------------------|------------------------|
| light source* | light beam options | lumen output (lm) | lumin. efficacy (lm/w) |
| 3000°K warm-white | | | |
| high power led | 360° | 2.134 | 88.91 |
| 4000°K neutral-white | | | |
| high power led | 360° | 2.200 | 91.66 |



Colors options

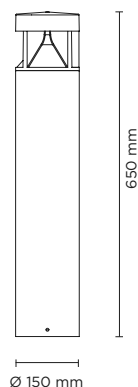
Textured Grey RAL 9006
 Anthracite Grey RAL 7016
 Matt Black (on request)



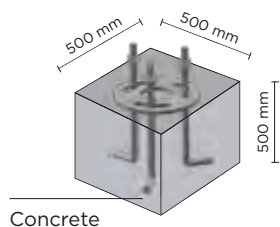
601705-08

SECTOR 650

650mm height bollard, round shape, for outdoor surface installation, from 1 to 4 light window, phospho-chromatised and polyester powder coated extruded copper-free aluminium body, opaline tempered glass, moulded silicone gasket and stainless steel screws. Built-in LED driver 220-240V 50-60Hz, with NR. 1 x CREE LED. IP66 rating.



AC053 - Base Plate




Technical features

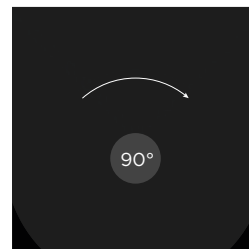


Technical data

| | |
|--------------|--|
| IP Rating | IP66 |
| IK Rating | IK10 |
| Material | High corrosion resistance extruded copper-free aluminum body |
| Coating | Polyester powder coating with phosphochromating pre-finish |
| Screws | Stainless steel |
| Transformer | Electrical power supply 220/240V 50/60Hz built-in |
| Gasket | Silicone rubber |
| Glass | Tempered |
| Power cable: | 1 meter included |
| Gross weight | Kg 6,00 |



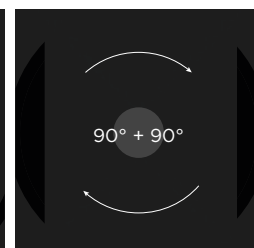

| 601705 | SECTOR 650 01 - 6 WATT 220-240V 50-60 HZ | | |
|-----------------------------|--|-------------------|------------------------|
| light source* | light beam options | lumen output (lm) | lumin. efficacy (lm/w) |
| 3000°K warm-white | | | |
| high power led | 90° | 533 | 88.83 |
| 4000°K neutral-white | | | |
| high power led | 90° | 550 | 91.66 |



Colors options

Textured Grey RAL 9006
 Anthracite Grey RAL 7016
 Matt Black (on request)

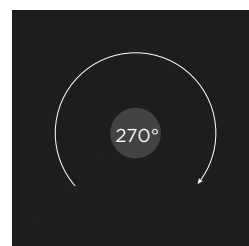
| 601706 | SECTOR 650 02 - 12 WATT 220-240V 50-60 HZ | | |
|-----------------------------|---|-------------------|------------------------|
| light source* | light beam options | lumen output (lm) | lumin. efficacy (lm/w) |
| 3000°K warm-white | | | |
| high power led | 180° or 90° + 90° | 1.067 | 88.92 |
| 4000°K neutral-white | | | |
| high power led | 180° or 90° + 90° | 1.100 | 91.66 |



Colors options

Textured Grey RAL 9006
 Anthracite Grey RAL 7016
 Matt Black (on request)

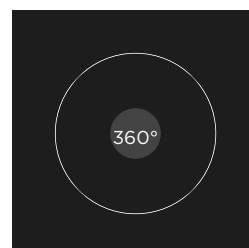
| 601707 | SECTOR 650 03 - 18 WATT 220-240V 50-60 HZ | | |
|-----------------------------|---|-------------------|------------------------|
| light source* | light beam options | lumen output (lm) | lumin. efficacy (lm/w) |
| 3000°K warm-white | | | |
| high power led | 270° | 1.600 | 88.88 |
| 4000°K neutral-white | | | |
| high power led | 270° | 1.650 | 91.66 |



Colors options

Textured Grey RAL 9006
 Anthracite Grey RAL 7016
 Matt Black (on request)

| 601708 | SECTOR 650 04 - 24 WATT 220-240V 50-60 HZ | | |
|-----------------------------|---|-------------------|------------------------|
| light source* | light beam options | lumen output (lm) | lumin. efficacy (lm/w) |
| 3000°K warm-white | | | |
| high power led | 360° | 2.134 | 88.91 |
| 4000°K neutral-white | | | |
| high power led | 360° | 2.200 | 91.66 |



Colors options

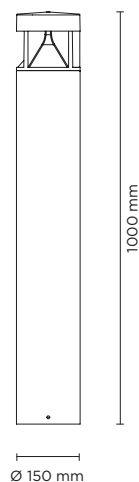
Textured Grey RAL 9006
 Anthracite Grey RAL 7016
 Matt Black (on request)



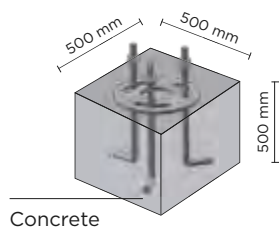
601709-12

SECTOR 1000

1.000mm height bollard, round shape, for outdoor surface installation, from 1 to 4 light window, phospho-chromatised and polyester powder coated extruded copper-free aluminium body, opaline tempered glass, moulded silicone gasket and stainless steel screws. Built-in LED driver 220-240V 50-60Hz, with NR. 1 x CREEXHP70 LED. IP66 rating.



AC053 - Base Plate



Technical features

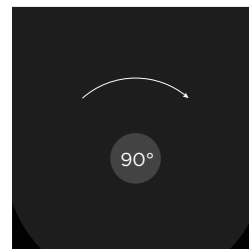


Technical data

| | |
|--------------|--|
| IP Rating | IP66 |
| IK Rating | IK10 |
| Material | High corrosion resistance extruded copper-free aluminum body |
| Coating | Polyester powder coating with phosphochromating pre-finish |
| Screws | Stainless steel |
| Transformer | Electrical power supply 220/240V 50/60Hz built-in |
| Gasket | Silicone rubber |
| Glass | Tempered |
| Power cable: | 1 meter included |
| Gross weight | Kg 8,00 |



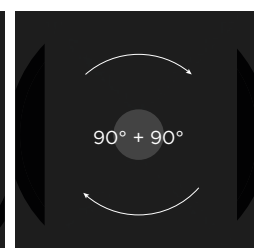
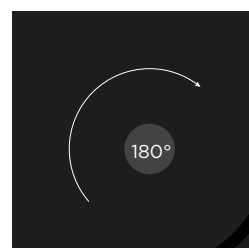
| 601709 | SECTOR 1000 01 - 6 WATT 220-240V 50-60 HZ | | |
|-----------------------------|---|-------------------|------------------------|
| light source* | light beam options | lumen output (lm) | lumin. efficacy (lm/w) |
| 3000°K warm-white | | | |
| high power led | 90° | 533 | 88.83 |
| 4000°K neutral-white | | | |
| high power led | 90° | 550 | 91.66 |



Colors options

Textured Grey RAL 9006
 Anthracite Grey RAL 7016
 Matt Black (on request)


| 601710 | SECTOR 1000 02 - 12 WATT 220-240V 50-60 HZ | | |
|-----------------------------|--|-------------------|------------------------|
| light source* | light beam options | lumen output (lm) | lumin. efficacy (lm/w) |
| 3000°K warm-white | | | |
| high power led | 180° or 90° + 90° | 1.067 | 88.92 |
| 4000°K neutral-white | | | |
| high power led | 180° or 90° + 90° | 1.100 | 91.66 |



Colors options

Textured Grey RAL 9006
 Anthracite Grey RAL 7016
 Matt Black (on request)

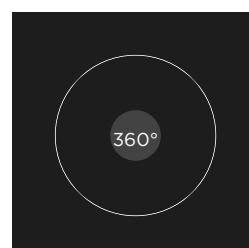
| 601711 | SECTOR 1000 03 - 18 WATT 220-240V 50-60 HZ | | |
|-----------------------------|--|-------------------|------------------------|
| light source* | light beam options | lumen output (lm) | lumin. efficacy (lm/w) |
| 3000°K warm-white | | | |
| high power led | 270° | 1.600 | 88.88 |
| 4000°K neutral-white | | | |
| high power led | 270° | 1.650 | 91.66 |



Colors options

Textured Grey RAL 9006
 Anthracite Grey RAL 7016
 Matt Black (on request)

| 601712 | SECTOR 1000 04 - 24 WATT 220-240V 50-60 HZ | | |
|-----------------------------|--|-------------------|------------------------|
| light source* | light beam options | lumen output (lm) | lumin. efficacy (lm/w) |
| 3000°K warm-white | | | |
| high power led | 360° | 2.134 | 88.91 |
| 4000°K neutral-white | | | |
| high power led | 360° | 2.200 | 91.66 |



Colors options

Textured Grey RAL 9006
 Anthracite Grey RAL 7016
 Matt Black (on request)

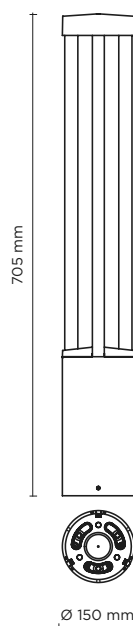
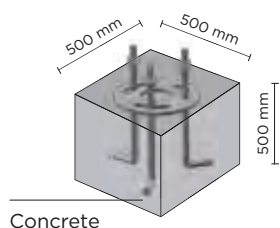


601501

PROMENADE ROUND 01

700mm height bollard, round shape, for outdoor surface installation, 360° downward light emission, phospho-chromatised and polyester powder coated extruded aluminum body and die-cast aluminium cover. Polycarbonate Fresnel diffuser, moulded silicone gasket and stainless steel screws. Anchorage flange with threaded bolts included. Built-in LED driver 220-240V 50-60Hz, with 1 x COB CREE "CXB 1520" LED. IP66 rating.

AC053 - Base Plate



| light source | light beam options | lumen output (lm) | lumin. efficacy (lm/w) |
|-----------------------------|--------------------|-------------------|------------------------|
| 3000°K warm-white | | | |
| cob led | ■ 360° | 2.900 | 111.54 |
| 4000°K neutral-white | | | |
| cob led | ■ 360° | 3.100 | 119.23 |

Finish color options:

- Textured Grey RAL 9006
 Anthracite Grey RAL 7016
 Matt Black (on request)

Technical features



Technical data

| | |
|--------------|--|
| Wattage | 26 WATT |
| IP Rating | IP66 |
| IK Rating | IK10 |
| Material | High corrosion resistance die-cast copper-free aluminum body |
| Coating | Polyester powder coating with phosphochromating pre-finish |
| Light source | NR. 1 COB CREE "CXB 1520" LED |
| Screws | Stainless steel |
| Transformer | Electronic power supply 220/240V 50/60Hz built-in |
| Gasket | Silicone rubber |
| Glass | Tempered |
| Cable gland | M16 rubber grommet |
| Power cable: | not included |
| Gross weight | 6,50 Kg |



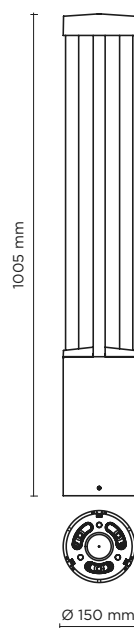
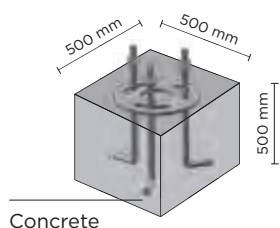


601502

PROMENADE ROUND 02

1000mm height bollard, round shape, for outdoor surface installation, 360° downward light emission, phospho-chromatised and polyester powder coated extruded aluminum body and die-cast aluminium cover. Polycarbonate Fresnel diffuser, moulded silicone gasket and stainless steel screws. Anchorage flange with threaded bolts included. Built-in LED driver 220-240V 50-60Hz, with 1 x COB CREE "CXB 1520" LED. IP66 rating.

AC053 - Base Plate



| light source | light beam options | lumen output (lm) | lumin. efficacy (lm/w) |
|-----------------------------|--------------------|-------------------|------------------------|
| 3000°K warm-white | | | |
| cob led | ■ 360° | 2.900 | 111.54 |
| 4000°K neutral-white | | | |
| cob led | ■ 360° | 3.100 | 119.23 |

Finish color options:



Technical features



Technical data

| | |
|--------------|--|
| Wattage | 26 WATT |
| IP Rating | IP66 |
| IK Rating | IK10 |
| Material | High corrosion resistance die-cast copper-free aluminum body |
| Coating | Polyester powder coating with phosphochromating pre-finish |
| Light source | NR. 1 COB CREE "CXB 1520" LED |
| Screws | Stainless steel |
| Transformer | Electronic power supply 220/240V 50/60Hz built-in |
| Gasket | Silicone rubber |
| Glass | Tempered |
| Cable gland | M16 rubber grommet |
| Power cable: | not included |
| Gross weight | 7,00 Kg |



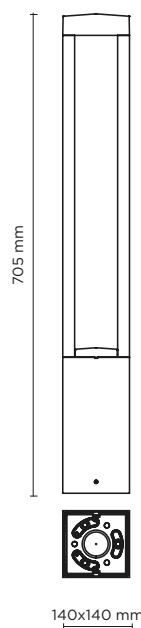
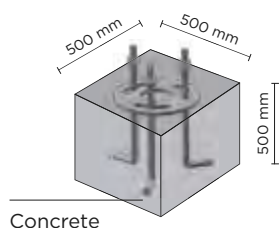


601503

PROMENADE SQUARE 01

700mm height bollard, square shape, for outdoor surface installation, 360° downward light emission, phospho-chromatised and polyester powder coated extruded aluminum body and die-cast aluminium cover. Polycarbonate Fresnel diffuser, moulded silicone gasket and stainless steel screws. Anchorage flange with threaded bolts included. Built-in LED driver 220-240V 50-60Hz, with 1 x COB CREE "CXB 1520" LED. IP66 rating.

AC053 - Base Plate



| light source | light beam options | lumen output (lm) | lumin. efficacy (lm/w) |
|-----------------------------|--------------------|-------------------|------------------------|
| 3000°K warm-white | | | |
| cob led | ■ 360° | 2.900 | 111.54 |
| 4000°K neutral-white | | | |
| cob led | ■ 360° | 3.100 | 119.23 |

Finish color options:



Technical features



Technical data

| | |
|--------------|--|
| Wattage | 26 WATT |
| IP Rating | IP66 |
| IK Rating | IK10 |
| Material | High corrosion resistance die-cast copper-free aluminum body |
| Coating | Polyester powder coating with phosphochromating pre-finish |
| Light source | NR. 1 COB CREE "CXB 1520" LED |
| Screws | Stainless steel |
| Transformer | Electronic power supply 220/240V 50/60Hz built-in |
| Gasket | Silicone rubber |
| Glass | Tempered |
| Cable gland | M16 rubber grommet |
| Power cable: | not included |
| Gross weight | 6,80 Kg |





601504

PROMENADE SQUARE 02

1000mm height bollard, square shape, for outdoor surface installation, 360° downward light emission, phospho-chromatised and polyester powder coated extruded aluminum body and die-cast aluminium cover. Polycarbonate Fresnel diffuser, moulded silicone gasket and stainless steel screws. Anchorage flange with threaded bolts included. Built-in LED driver 220-240V 50-60Hz, with 1 x COB CREE "CXB 1520" LED. IP66 rating.

| light source | | light beam options | lumen output (lm) | lumin. efficacy (lm/w) |
|-----------------------------|---|--------------------|-------------------|------------------------|
| 3000°K warm-white | | | | |
| cob led | ■ | 360° | 2.900 | 111.54 |
| 4000°K neutral-white | | | | |
| cob led | ■ | 360° | 3.100 | 119.23 |

Finish color options:

| | | |
|-----------------------------|-------------------------------|------------------------------|
| ■ Textured Grey RAL 9006 | ■ Anthracite Grey RAL 7016 | ■ Matt Black (on request) |
|-----------------------------|-------------------------------|------------------------------|



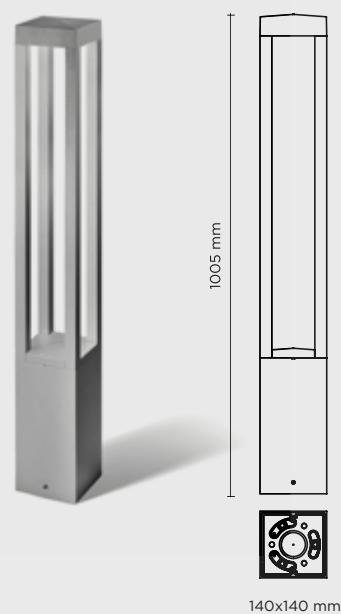
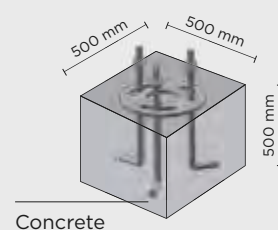
Technical features

| | | | | | |
|-------|-------|----|---------|---|-------|
| IP 66 | IK 10 | CE | 5 YEARS | □ | 1-10V |
| DALI | | | | | |

Technical data

| | |
|--------------|--|
| Wattage | 26 WATT |
| IP Rating | IP66 |
| IK Rating | IK10 |
| Material | High corrosion resistance die-cast copper-free aluminum body |
| Coating | Polyester powder coating with phosphochromating pre-finish |
| Light source | NR. 1 COB CREE "CXB 1520" LED |
| Screws | Stainless steel |
| Transformer | Electronic power supply 220/240V 50/60Hz built-in |
| Gasket | Silicone rubber |
| Glass | Tempered |
| Cable gland | M16 rubber grommet |
| Power cable: | not included |
| Gross weight | 7,30 Kg |

ACO53 - Base Plate







601901

SCOUT MINI

700 mm height bollard, rectangular section, for outdoor surface installation, floor washer 180° light distribution, phospho-chromatised and polyester powder coated extruded copper-free aluminium body, frosted glass diffuser, moulded silicone gasket and stainless steel screws. Built-in LED driver 220-240V 50-60Hz, with 6 mid-power CREE XH-G LED. IP65 rating.



| light source | light beam options | lumen output (lm) | lumin. efficacy (lm/w) |
|-----------------------------|--|-------------------|------------------------|
| 3000°K warm-white | | | |
| mid-power led |  180° | 350 | 87.50 |
| 4000°K neutral-white | | | |
| mid-power led |  180° | 360 | 90.00 |

Finish color options:

- 
 Textured Grey
RAL 9006
- 
 Anthracite Grey
RAL 7016
- 
 Matt Black
(on request)

Technical features



Technical data

| | |
|--------------|--|
| Wattage | 4 WATT |
| IP Rating | IP65 |
| IK Rating | IK08 |
| Material | High corrosion resistance extruded copper-free aluminum body |
| Coating | Polyester powder coating with phosphochromating pre-finish |
| Light source | NR. 6 x CREE XH-G LED |
| Screws | Stainless steel |
| Transformer | Electrical power supply 220/240V 50/60Hz built-in |
| Gasket | Silicone rubber |
| Diffuser | Tempered glass |
| Gross weight | Kg 4,50 |










601902

SCOUT MEDIUM

750 mm height bollard, rectangular section, for outdoor surface installation, floor washer 180° light distribution, phospho-chromatised and polyester powder coated extruded copper-free aluminium body, frosted glass diffuser, moulded silicone gasket and stainless steel screws. Built-in LED driver 220-240V 50-60Hz, with 14 mid-power CREE XH-G LED. IP65 rating.



| light source | light beam options | lumen output (lm) | lumin. efficacy (lm/w) |
|-----------------------------|--|-------------------|------------------------|
| 3000°K warm-white | | | |
| mid-power led |  180° | 650 | 81.25 |
| 4000°K neutral-white | | | |
| mid-power led |  180° | 665 | 83.13 |

Finish color options:

| | | |
|--|---|--|
|  Textured Grey RAL 9006 |  Anthracite Grey RAL 7016 |  Matt Black (on request) |
|--|---|--|

Technical features



Technical data

| | |
|--------------|--|
| Wattage | 8 WATT |
| IP Rating | IP65 |
| IK Rating | IK08 |
| Material | High corrosion resistance extruded copper-free aluminum body |
| Coating | Polyester powder coating with phosphochromating pre-finish |
| Light source | NR. 14 x CREE XH-G LED |
| Screws | Stainless steel |
| Transformer | Electrical power supply 220/240V 50/60Hz built-in |
| Gasket | Silicone rubber |
| Diffuser | Tempered glass |
| Gross weight | Kg 7,00 |



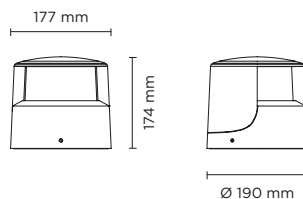




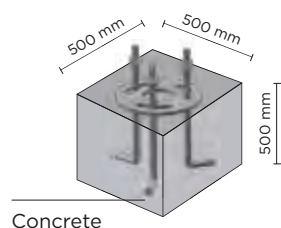
602101



TRON 180

Low height bollard, round shape, for outdoor surface installation, 180° downward light emission, phospho-chromatised and polyester powder coated die-cast aluminum body, ultra-resistant polycarbonate diffuser, moulded silicone gasket and stainless steel screws. Built-in LED driver 220-240V 50-60Hz, with 1 x COB CREE "CXB 1520" LED. IP66 rating.



AC053 - Base Plate



| light source | light beam options | lumen output (lm) | lumin. efficacy (lm/w) |
|-----------------------------|--|-------------------|------------------------|
| 3000°K warm-white | | | |
| Cob led |  180° | 1.100 | 42.30 |
| 4000°K neutral-white | | | |
| Cob led |  180° | 1.150 | 44.23 |

Finish color options:

 Textured Grey RAL 9006

 Anthracite Grey RAL 7016

 Matt Black (on request)

Technical features



Technical data

| | |
|--------------|--|
| Wattage | 26 WATT |
| IP Rating | IP66 |
| IK Rating | IK10 |
| Material | High corrosion resistance die-cast copper-free aluminum body |
| Coating | Polyester powder coating with phosphochromating pre-finish |
| Light source | NR. 1 x CREE CXB 1520 LED |
| Screws | Stainless steel |
| Transformer | Electrical power supply 220/240V 50/60Hz built-in |
| Gasket | Silicone rubber |
| Diffuser | Polycarbonate diffuser |
| Gross weight | Kg 4,00 |

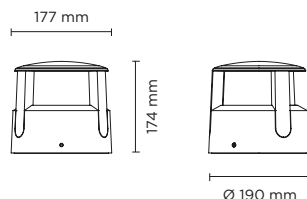




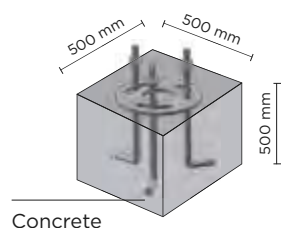
602102

TRON 360

Low height bollard, round shape, for outdoor surface installation, 360° downward light emission, phospho-chromatised and polyester powder coated die-cast aluminum body, ultra-resistant polycarbonate diffuser, moulded silicone gasket and stainless steel screws. Built-in LED driver 220-240V 50-60Hz, with 1 x COB CREE "CXB 1520" LED. IP66 rating.



AC053 - Base Plate



Concrete

| light source | light beam options | lumen output (lm) | lumin. efficacy (lm/w) |
|-----------------------------|--------------------|-------------------|------------------------|
| 3000°K warm-white | | | |
| Cob led | • 360° | 2.050 | 78.84 |
| 4000°K neutral-white | | | |
| Cob led | • 360° | 2.100 | 80.77 |

Finish color options:




Technical features






Technical data

| | |
|--------------|--|
| Wattage | 26 WATT |
| IP Rating | IP66 |
| IK Rating | IK10 |
| Material | High corrosion resistance die-cast copper-free aluminum body |
| Coating | Polyester powder coating with phosphochromating pre-finish |
| Light source | NR. 1 x CREE CXB 1520 LED |
| Screws | Stainless steel |
| Transformer | Electrical power supply 220/240V 50/60Hz built-in |
| Gasket | Silicone rubber |
| Diffuser | Polycarbonate diffuser |
| Gross weight | Kg 4,00 |










603001

WAY MINI ROUND

680mm height bollard, round shape, for outdoor surface installation, 360° light emission, phospho-chromatised and polyester powder coated die-cast copper-free aluminium body, polycarbonate diffuser, moulded silicone gasket and stainless steel screws. Anchorage unit included. Built-in LED driver 220-240V 50-60Hz, with 4 CREE XP-E high-power LED. IP65 rating.



| light source | light beam options | lumen output (lm) | lumin. efficacy (lm/w) |
|--------------------------|--|-------------------|------------------------|
| 3000°K warm-white | | | |
| high power led |  360° | 600 | 60.00 |

Finish color options:

 Textured Grey
RAL 9006


Technical features



Technical data

| | |
|-------------------------|--|
| Wattage | 10 WATT |
| IP Rating | IP65 |
| IK Rating | IK09 |
| Material | High corrosion resistance die-cast copper-free aluminum body |
| Coating | Polyester powder coating with phosphochromating pre-finish |
| Light source | NR. 4 x 2W CREE "XP-E" LED |
| Screws | Stainless steel |
| Transformer | Electronic power supply 220/240V 50/60Hz built-in |
| Gasket | Silicone rubber |
| Diffuser | Polycarbonate |
| Anchorage unit included | |
| Gross weight | 2,80 Kg |






603002

WAY MINI SQUARE

680mm height bollard, square shape, for outdoor surface installation, 4x85° light emission, phospho-chromatised and polyester powder coated die-cast copper-free aluminium body, polycarbonate diffuser, moulded silicone gasket and stainless steel screws. Anchorage unit included. Built-in LED driver 220-240V 50-60Hz, with 4 CREE XP-E high-power LED. IP65 rating.



| light source | light beam options | lumen output (lm) | lumin. efficacy (lm/w) |
|--------------------------|---|-------------------|------------------------|
| 3000°K warm-white | | | |
| high power led |  4 x 85° | 600 | 60.00 |

Finish color options:

 Textured Grey
RAL 9006

Technical features



Technical data

| | |
|-------------------------|--|
| Wattage | 10 WATT |
| IP Rating | IP65 |
| IK Rating | IK09 |
| Material | High corrosion resistance die-cast copper-free aluminum body |
| Coating | Polyester powder coating with phosphochromating pre-finish |
| Light source | NR. 4 x 2W CREE "XP-E" LED |
| Screws | Stainless steel |
| Transformer | Electronic power supply 220/240V 50/60Hz built-in |
| Gasket | Silicone rubber |
| Diffuser | Polycarbonate |
| Anchorage unit included | |
| Gross weight | 2,80 Kg |

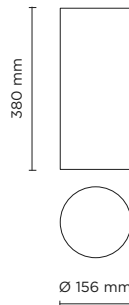





603003

WAY MEDIUM 01 ROUND

380mm height bollard, round shape, for outdoor surface installation, 360° light emission, phospho-chromatised and polyester powder coated die-cast copper-free aluminium body, polycarbonate diffuser, moulded silicone gasket and stainless steel screws. Anchorage bolts included. Built-in LED driver 220-240V 50-60Hz, with 8 CREE XP-E high-power LED. IP65 rating.



| light source | light beam options | lumen output (lm) | lumin. efficacy (lm/w) |
|--------------------------|--|-------------------|------------------------|
| 3000°K warm-white | | | |
| high power led |  360° | 1.200 | 60.00 |

Finish color options:

 Textured Grey
RAL 9006

Technical features



Technical data

| | |
|-------------------------|--|
| Wattage | 20 WATT |
| IP Rating | IP65 |
| IK Rating | IK09 |
| Material | High corrosion resistance die-cast copper-free aluminum body and frame |
| Coating | Polyester powder coating with phosphochromating pre-finish |
| Light source | NR. 8 x 2.5 W CREE XP-E LED |
| Screws | Stainless steel |
| Transformer | Electronic power supply 220/240V 50/60Hz built-in |
| Gasket | Silicone rubber |
| Diffuser | Polycarbonate |
| Anchorage unit included | |
| Gross weight | 4,30 Kg |

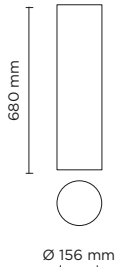





603004

WAY MEDIUM 02 ROUND

680mm height bollard, round shape, for outdoor surface installation, 360° light emission, phospho-chromatised and polyester powder coated die-cast copper-free aluminium body, polycarbonate diffuser, moulded silicone gasket and stainless steel screws. Anchorage bolts included. Built-in LED driver 220-240V 50-60Hz, with 8 CREE XP-E high-power LED. IP65 rating.



| light source | light beam options | lumen output (lm) | lumin. efficacy (lm/w) |
|--------------------------|--|-------------------|------------------------|
| 3000°K warm-white | | | |
| high power led |  360° | 1.200 | 60.00 |

Finish color options:

 Textured Grey
RAL 9006


Technical features



Technical data

| | |
|-------------------------|--|
| Wattage | 20 WATT |
| IP Rating | IP65 |
| IK Rating | IK09 |
| Material | High corrosion resistance die-cast copper-free aluminum body and frame |
| Coating | Polyester powder coating with phosphochromating pre-finish |
| Light source | NR. 8 x 2.5 W CREE XP-E LED |
| Screws | Stainless steel |
| Transformer | Electronic power supply 220/240V 50/60Hz built-in |
| Gasket | Silicone rubber |
| Diffuser | Polycarbonate |
| Anchorage unit included | |
| Gross weight | 5,20 Kg |

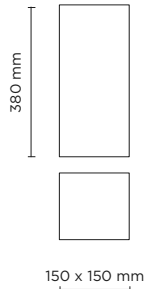





603005

WAY MEDIUM 01 SQUARE

380mm height bollard, square shape, for outdoor surface installation, 4x85° light emission, phospho-chromatised and polyester powder coated die-cast copper-free aluminium body, polycarbonate diffuser, moulded silicone gasket and stainless steel screws. Anchorage bolts included. Built-in LED driver 220-240V 50-60Hz, with 8 CREE XP-E high-power LED. IP65 rating.



| light source | light beam options | lumen output (lm) | lumin. efficacy (lm/w) |
|--------------------------|---|-------------------|------------------------|
| 3000°K warm-white | | | |
| high power led |  4 x 85° | 1.200 | 60.00 |

Finish color options:

 Textured Grey
RAL 9006


Technical features



Technical data

| | |
|-------------------------|--|
| Wattage | 20 WATT |
| IP Rating | IP65 |
| IK Rating | IK09 |
| Material | High corrosion resistance die-cast copper-free aluminum body and frame |
| Coating | Polyester powder coating with phosphochromating pre-finish |
| Light source | NR. 8 x 2.5 W CREE XP-E LED |
| Screws | Stainless steel |
| Transformer | Electronic power supply 220/240V 50/60Hz built-in |
| Gasket | Silicone rubber |
| Diffuser | Polycarbonate |
| Anchorage unit included | |
| Gross weight | 3,80 Kg |

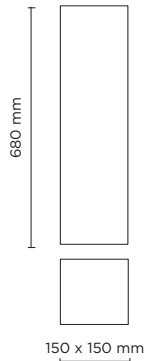





603006

WAY MEDIUM 02 SQUARE

680mm height bollard, square shape, for outdoor surface installation, 4x85° light emission, phospho-chromatised and polyester powder coated die-cast copper-free aluminium body, polycarbonate diffuser, moulded silicone gasket and stainless steel screws. Anchorage bolts included. Built-in LED driver 220-240V 50-60Hz, with 8 CREE XP-E high-power LED. IP65 rating.



| light source | light beam options | lumen output (lm) | lumin. efficacy (lm/w) |
|--------------------------|---|-------------------|------------------------|
| 3000°K warm-white | | | |
| high power led |  4 x 85° | 1.200 | 60.00 |

Finish color options:

 Textured Grey
RAL 9006


Technical features



Technical data

| | |
|-------------------------|--|
| Wattage | 20 WATT |
| IP Rating | IP65 |
| IK Rating | IK09 |
| Material | High corrosion resistance die-cast copper-free aluminum body and frame |
| Coating | Polyester powder coating with phosphochromating pre-finish |
| Light source | NR. 8 x 2.5 W CREE XP-E LED |
| Screws | Stainless steel |
| Transformer | Electronic power supply 220/240V 50/60Hz built-in |
| Gasket | Silicone rubber |
| Diffuser | Polycarbonate |
| Anchorage unit included | |
| Gross weight | 5,20 Kg |

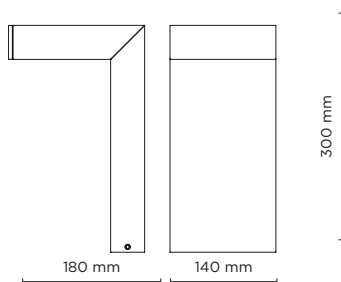




601601-02

PERISCOPE 01

300mm height "L-shape" bollard, for outdoor installation, one-side downward asymmetrical light distribution, phospho-chromatised and polyester powder coated extruded aluminum body. Tempered safety glass, moulded silicone gasket and stainless steel screws. Built-in LED driver 220-240V 50-60Hz, with CREE "XP-G2" LED. IP65 rating.





Technical features



Technical data



| | |
|--------------|--|
| IP Rating | IP65 |
| IK Rating | IK10 |
| Material | High corrosion resistance extruded copper-free aluminum body |
| Coating | Polyester powder coating with phosphochromating pre-finish |
| Screws | Stainless steel |
| Transformer | Electronic power supply 220/240V 50/60Hz built-in |
| Gasket | Silicone rubber |
| Glass | Tempered |
| Cable gland | M16 rubber grommet |
| Power cable | 0,5 mt. neoprene power cable included |
| Gross weight | 3,50 Kg |

| 601601 | PERISCOPE 01 - 7 WATT - NR. 4 x CREE "XP-G2" LED | | |
|-------------------|--|-------------------|------------------------|
| light source* | light beam options | lumen output (lm) | lumin. efficacy (lm/w) |
| 3000°K warm-white | | | |
| high-power led |  Asymmetric | 805 | 115.00 |
| 4000°K warm-white | | | |
| high-power led |  Asymmetric | 847 | 121.00 |

Colors options

 Textured Grey RAL 9006
  Anthracite Grey RAL 7016
  Matt Black (on request)



| 601602 | | PERISCOPE 01 - 14 WATT - NR.8 x CREE “XP-G2” LED | | |
|-------------------|---|--|-------------------|------------------------|
| light source* | light beam options | | lumen output (lm) | lumin. efficacy (lm/w) |
| 3000°K warm-white | | | | |
| high-power led |  | Asymmetric | 1.610 | 115.00 |
| 4000°K warm-white | | | | |
| high-power led |  | Asymmetric | 1.694 | 121.00 |

Colors options

 Textured Grey RAL 9006
  Anthracite Grey RAL 7016
  Matt Black (on request)

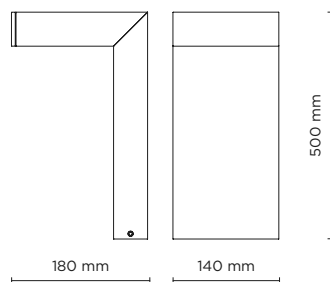




601603-04

PERISCOPE 02

500mm height "L-shape" bollard, for outdoor installation, one-side downward asymmetrical light distribution, phospho-chromatised and polyester powder coated extruded aluminum body. Tempered safety glass, moulded silicone gasket and stainless steel screws. Built-in LED driver 220-240V 50-60Hz, with CREE "XP-G2" LED. IP65 rating.





Technical features



Technical data

| | |
|--------------|--|
| IP Rating | IP65 |
| IK Rating | IK10 |
| Material | High corrosion resistance extruded copper-free aluminum body |
| Coating | Polyester powder coating with phosphochromating pre-finish |
| Screws | Stainless steel |
| Transformer | Electronic power supply 220/240V 50/60Hz built-in |
| Gasket | Silicone rubber |
| Glass | Tempered |
| Cable gland | M16 rubber grommet |
| Power cable | 0,5 mt. neoprene power cable included |
| Gross weight | 4,50 Kg |





| 601603 | PERISCOPE 02 - 7 WATT - NR. 4 x CREE "XP-G2" LED | | |
|--------------------------|--|-------------------|------------------------|
| light source* | light beam options | lumen output (lm) | lumin. efficacy (lm/w) |
| 3000°K warm-white | | | |
| high-power led |  Asymmetric | 805 | 115.00 |
| 4000°K warm-white | | | |
| high-power led |  Asymmetric | 847 | 121.00 |

Colors options

 Textured Grey RAL 9006
  Anthracite Grey RAL 7016
  Matt Black (on request)



| 601604 | PERISCOPE 02 - 14 WATT - NR.8 x CREE "XP-G2" LED | | |
|--------------------------|--|-------------------|------------------------|
| light source* | light beam options | lumen output (lm) | lumin. efficacy (lm/w) |
| 3000°K warm-white | | | |
| high-power led |  Asymmetric | 1.610 | 115.00 |
| 4000°K warm-white | | | |
| high-power led |  Asymmetric | 1.694 | 121.00 |

Colors options

 Textured Grey RAL 9006
  Anthracite Grey RAL 7016
  Matt Black (on request)



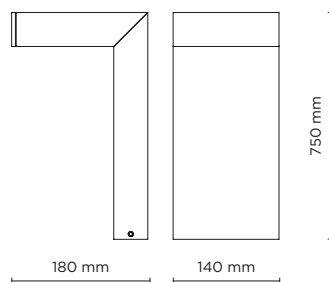


601605-06

PERISCOPE 03

750mm height "L-shape" bollard, for outdoor installation, one-side downward asymmetrical light distribution, phospho-chromatised and polyester powder coated extruded aluminum body.

Tempered safety glass, moulded silicone gasket and stainless steel screws. Built-in LED driver 220-240V 50-60Hz, with CREE "XP-G2" LED. IP65 rating.





Technical features



Technical data

| | |
|--------------|--|
| IP Rating | IP65 |
| IK Rating | IK10 |
| Material | High corrosion resistance extruded copper-free aluminum body |
| Coating | Polyester powder coating with phosphochromating pre-finish |
| Screws | Stainless steel |
| Transformer | Electronic power supply 220/240V 50/60Hz built-in |
| Gasket | Silicone rubber |
| Glass | Tempered |
| Cable gland | M16 rubber grommet |
| Power cable | 0,5 mt. neoprene power cable included |
| Gross weight | 5,50 Kg |





| 601605 | PERISCOPE 03 - 7 WATT - NR. 4 x CREE "XP-G2" LED | | |
|-------------------|--|-------------------|------------------------|
| light source* | light beam options | lumen output (lm) | lumin. efficacy (lm/w) |
| 3000°K warm-white | | | |
| high-power led |  Asymmetric | 805 | 115.00 |
| 4000°K warm-white | | | |
| high-power led |  Asymmetric | 847 | 121.00 |

Colors options

 Textured Grey RAL 9006
  Anthracite Grey RAL 7016
  Matt Black (on request)



| 601606 | | PERISCOPE 03 - 14 WATT - NR.8 x CREE “XP-G2” LED | | |
|-------------------|---|--|-------------------|------------------------|
| light source* | light beam options | | lumen output (lm) | lumin. efficacy (lm/w) |
| 3000°K warm-white | | | | |
| high-power led |  | Asymmetric | 1.610 | 115.00 |
| 4000°K warm-white | | | | |
| high-power led |  | Asymmetric | 1.694 | 121.00 |

Colors options

 Textured Grey RAL 9006
  Anthracite Grey RAL 7016
  Matt Black (on request)



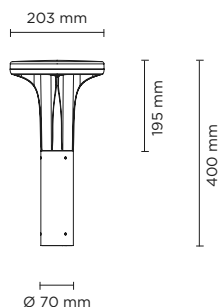




602201

ALDER 400

Designed by
NAVA + AROSIO

400mm height bollard, for outdoor installation, 360° light distribution, phospho-chromatised and polyester powder coated die-cast aluminum head and extruded pole. Tempered safety glass, moulded silicone gasket and stainless steel screws. Built-in LED driver 220-240V 50-60Hz, with 24 x CREE "XH-G" LED. IP66 rating.



| light source | light beam options | lumen output (lm) | lumin. efficacy (lm/w) |
|-----------------------------|---|-------------------|------------------------|
| 3000°K warm-white | | | |
| mid-power led |  radial 360° | 1.600 | 80.00 |
| 4000°K neutral-white | | | |
| mid-power led |  radial 360° | 1.650 | 82.50 |

Finish color options:



Technical features



Technical data

| | |
|--------------|--|
| Wattage | 20 WATT |
| IP Rating | IP66 |
| IK Rating | IK09 |
| Material | High corrosion resistance extruded copper-free aluminum head and extruded pole |
| Coating | Polyester powder coating with phosphochromating pre-finish |
| Light Source | NR. 24 x CREE "XH-G" LED |
| Screws | Stainless steel |
| Transformer | Electronic power supply 220/240V 50/60Hz built-in |
| Gasket | Silicone rubber |
| Glass | Tempered |
| Cable gland | PG11 |
| Power cable | 1,5 meters power cable included |
| Gross weight | 3,00 Kg |



AC065
ANCHORAGE UNIT
FOR ALDER SERIES



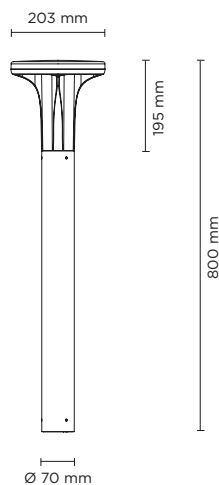




602202

ALDER 800

Designed by
NAVA + AROSIO

800mm height bollard, for outdoor installation, 360° light distribution, phospho-chromatised and polyester powder coated die-cast aluminum head and extruded pole. Tempered safety glass, moulded silicone gasket and stainless steel screws. Built-in LED driver 220-240V 50-60Hz, with 24 x CREE "XH-G" LED. IP66 rating.



| light source | light beam options | lumen output (lm) | lumin. efficacy (lm/w) |
|-----------------------------|---|-------------------|------------------------|
| 3000°K warm-white | | | |
| mid-power led |  radial 360° | 1.600 | 80.00 |
| 4000°K neutral-white | | | |
| mid-power led |  radial 360° | 1.650 | 82.50 |

Finish color options:

-  Textured Grey RAL 9006
  Anthracite Grey RAL 7016
  Matt Black (on request)

Technical features



Technical data

| | |
|--------------|--|
| Wattage | 20 WATT |
| IP Rating | IP66 |
| IK Rating | IK09 |
| Material | High corrosion resistance extruded copper-free aluminum head and extruded pole |
| Coating | Polyester powder coating with phosphochromating pre-finish |
| Light Source | NR. 24 x CREE "XH-G" LED |
| Screws | Stainless steel |
| Transformer | Electronic power supply 220/240V 50/60Hz built-in |
| Gasket | Silicone rubber |
| Glass | Tempered |
| Cable gland | PG11 |
| Power cable | 1,5 meters power cable included |
| Gross weight | 4,30 Kg |



AC065
ANCHORAGE UNIT
FOR ALDER SERIES












602203

ALDER 1000

Designed by
NAVA + AROSIO

1.000mm height bollard, for outdoor installation, 360° light distribution, phospho-chromatised and polyester powder coated die-cast aluminum head and extruded pole. Tempered safety glass, moulded silicone gasket and stainless steel screws. Built-in LED driver 220-240V 50-60Hz, with 24 x CREE "XH-G" LED. IP66 rating.



| light source | light beam options | lumen output (lm) | lumin. efficacy (lm/w) |
|-----------------------------|---|-------------------|------------------------|
| 3000°K warm-white | | | |
| mid-power led |  radial 360° | 1.600 | 80.00 |
| 4000°K neutral-white | | | |
| mid-power led |  radial 360° | 1.650 | 82.50 |

Finish color options:




Technical features



Technical data

| | |
|--------------|--|
| Wattage | 20 WATT |
| IP Rating | IP66 |
| IK Rating | IK09 |
| Material | High corrosion resistance extruded copper-free aluminum head and extruded pole |
| Coating | Polyester powder coating with phosphocromating pre-finish |
| Light Source | NR. 24 x CREE "XH-G" LED |
| Screws | Stainless steel |
| Transformer | Electronic power supply 220/240V 50/60Hz built-in |
| Gasket | Silicone rubber |
| Glass | Tempered |
| Cable gland | PG11 |
| Power cable | 1,5 meters power cable included |
| Gross weight | 4,80 Kg |



AC065
ANCHORAGE UNIT
FOR ALDER SERIES








DOWNLIGHTS

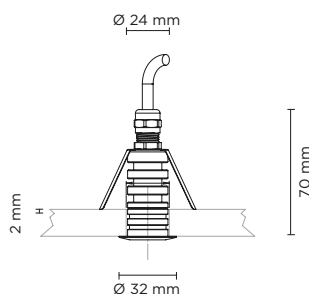
| luminaire | lumen package | page |
|-----------------------|---------------|------|
| 709000 NANO DOWNLIGHT | 60 - 930 | 408 |
| 708000 TAG 03 | 270 - 924 | 414 |
| 701000 CEILING | 900 - 4.240 | 416 |
| 701100 QUBO DOWNLIGHT | 474 - 5.265 | 420 |
| 706000 TECH 03 | 637 - 2.500 | 430 |
| 707000 TECH STEEL 03 | 480 - 960 | 438 |









709003

NANO XXS DOWNLIGHT

Round ceiling-recessed luminaire for outdoor installation, hard anodized black aluminium body and stainless steel AISI 316 front trim, tempered safety glass, moulded silicone gasket. Remote constant current 350 mA driver needed, with 1 CREE XP-G2 LED. IP68 rating.



350 mA - LED POWER 1.2W

| light source | light beam options | | lumen output (lm) | lumin. efficacy (lm/w) |
|-----------------------------|---|-----|-------------------|------------------------|
| 3000°K warm-white | | | | |
| high-power led |  | 15° | 75 | 75.00 |
| high-power led |  | 30° | 65 | 65.00 |
| high-power led |  | 45° | 60 | 60.00 |
| 4000°K neutral-white | | | | |
| high-power led |  | 15° | 80 | 80.00 |
| high-power led |  | 30° | 70 | 70.00 |
| high-power led |  | 45° | 65 | 65.00 |

Finish color options:

 Stainless Steel

remote driver selection

| brand | manufacturer code | type | watt | IP rate | numbers of fixtures |
|-------------|-------------------|------------------------|-------|---------|---------------------|
| ALVIT Italy | AL1435S-IP | constant current 350mA | 14W | IP67 | min 1 - max 8 |
| Meanwell | LPC-20-350 | constant current 350mA | 16.8W | IP67 | min 4 - max 12 |

Technical features

IP68

IK09

CE

5 YEARS



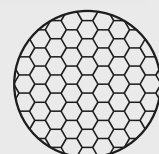
NEW

Technical data

| | |
|---------------|-------------------------------------|
| Wattage | 1 WATT |
| IP Rating | IP68 |
| IK Rating | IK09 |
| Material | Hard anodized black aluminium body |
| Trim | Stainless steel AISI 316 L |
| Light source | Nr. 1 CREE XP-G2 LED |
| Remote driver | Constant current 350 mA |
| Gasket | Silicone rubber |
| Glass | Tempered |
| Cable gland | M12 |
| Power cable | 1 mt. neoprene power cable included |
| Gross weight | 0,20 Kg |



AC062
HONEYCOMB LOUVER
FOR NANO XXS



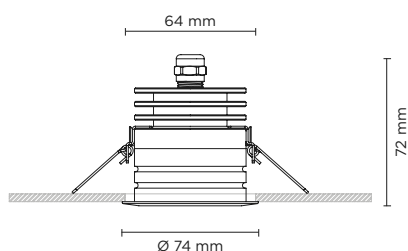




709001

NANO XS DOWNLIGHT

Round ceiling-recessed luminaire for outdoor installation, hard anodized black aluminium body and stainless steel AISI 316 front trim, tempered safety glass, moulded silicone gasket. Remote constant current max 700 mA driver needed, with 1 CREE XP-L LED. IP68 rating.



350 mA - LED POWER 1.2W

| light source | light beam options | lumen output (lm) | lumin. efficacy (lm/w) |
|-----------------------------|--------------------|-------------------|------------------------|
| 3000°K warm-white | | | |
| high-power led | 10° | 138 | 115.00 |
| high-power led | 30° | 132 | 110.00 |
| high-power led | 45° | 125 | 104.00 |
| 4000°K neutral-white | | | |
| high-power led | 10° | 144 | 120.00 |
| high-power led | 30° | 137 | 114.00 |
| high-power led | 45° | 131 | 109.00 |

Finish color options:



Stainless Steel







Technical features









Technical data

| | |
|---------------|-------------------------------------|
| Wattage | Max 2,5 WATT |
| IP Rating | IP68 |
| IK Rating | IK09 |
| Material | Hard anodized black aluminium body |
| Trim | Stainless steel AISI 316 L |
| Light source | NR. 1 x CREE XP-L LED |
| Remote driver | Constant current max 700 mA |
| Gasket | Silicone rubber |
| Glass | Tempered |
| Cable gland | M12 |
| Power cable | 1 mt. neoprene power cable included |
| Gross weight | Kg 0,60 |

500 mA - LED POWER 1.7W

| light source | light beam options | | lumen output (lm) | lumin. efficacy (lm/w) |
|-----------------------------|---|-----|-------------------|------------------------|
| 3000°K warm-white | | | | |
| high-power led |  | 10° | 196 | 115.00 |
| high-power led |  | 30° | 187 | 110.00 |
| high-power led |  | 45° | 177 | 104.00 |
| 4000°K neutral-white | | | | |
| high-power led |  | 10° | 204 | 120.00 |
| high-power led |  | 30° | 194 | 114.00 |
| high-power led |  | 45° | 186 | 109.00 |

700 mA - LED POWER 2.5W

| light source | light beam options | | lumen output (lm) | lumin. efficacy (lm/w) |
|-----------------------------|---|-----|-------------------|------------------------|
| 3000°K warm-white | | | | |
| high-power led |  | 10° | 288 | 115.00 |
| high-power led |  | 30° | 275 | 110.00 |
| high-power led |  | 45° | 260 | 104.00 |
| 4000°K neutral-white | | | | |
| high-power led |  | 10° | 300 | 120.00 |
| high-power led |  | 30° | 285 | 114.00 |
| high-power led |  | 45° | 273 | 109.00 |

GLARE SHIELD OPTIONS

AC055

STANDARD GLARE SHIELD

Glare shield accessory made in hard anodized black aluminum, providing good balance in between glare control and light output.

AC056

SUPER COMFORT GLARE SHIELD

Glare shield accessory made in hard anodized black aluminum, for applications requiring very reduced glaring; minimal light loss on the light surface but overall lumen output typically reduced by 50%.

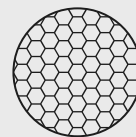
remote driver selection

| brand | manufacturer code | type | watt | IP rate | numbers of fixtures |
|-------------|-------------------|------------------------|------|---------|---------------------|
| ALVIT Italy | AL1435S-IP | constant current 350mA | 14W | IP67 | min 1 - max 8 |
| ALVIT Italy | AL1450S-IP | constant current 500mA | 14W | IP67 | min 1 - max 6 |
| ALVIT Italy | AL1470S-IP | constant current 700mA | 14W | IP67 | min 1 - max 4 |



OPTIONAL

AC063
HONEYCOMB LOUVER

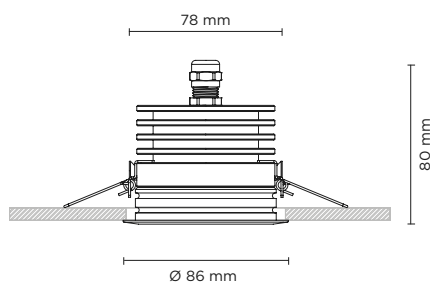










709002

NANO DOWNLIGHT

Round ceiling-recessed luminaire for outdoor installation, hard anodized black aluminium body and stainless steel AISI 316 front trim, tempered safety glass, moulded silicone gasket. Remote constant current max 700 mA driver needed, with 1 CREE XHP35 HD LED. IP68 rating.



350 mA - LED POWER 5W

| light source | light beam options | | lumen output (lm) | lumin. efficacy (lm/w) |
|----------------------|---|-----|-------------------|------------------------|
| 3000°K warm-white | | | | |
| high-power led |  | 4° | 510 | 102.00 |
| high-power led |  | 10° | 489 | 97.80 |
| high-power led |  | 28° | 474 | 94.80 |
| 4000°K neutral-white | | | | |
| high-power led |  | 4° | 520 | 104.00 |
| high-power led |  | 10° | 499 | 99.80 |
| high-power led |  | 28° | 484 | 96.80 |

Finish color options:

 Stainless Steel

Technical features

IP68

IK09

CE







5 YEARS









Technical data

| | |
|---------------|-------------------------------------|
| Wattage | Max 10 WATT |
| IP Rating | IP68 |
| IK Rating | IK09 |
| Material | Hard anodized black aluminium body |
| Trim | Stainless steel AISI 316 L |
| Light source | NR. 1 x CREE XHP35 LED |
| Remote driver | Constant current max 700 mA |
| Gasket | Silicone rubber |
| Glass | Tempered |
| Cable gland | M12 |
| Power cable | 1 mt. neoprene power cable included |
| Gross weight | Kg 0,80 |

500 mA - LED POWER 7W

| light source | light beam options | | lumen output (lm) | lumin. efficacy (lm/w) |
|-----------------------------|---|-----|-------------------|------------------------|
| 3000°K warm-white | | | | |
| high-power led |  | 4° | 690 | 98.57 |
| high-power led |  | 10° | 662 | 94.57 |
| high-power led |  | 28° | 642 | 91.71 |
| 4000°K neutral-white | | | | |
| high-power led |  | 4° | 703 | 100.43 |
| high-power led |  | 10° | 676 | 96.57 |
| high-power led |  | 28° | 656 | 93.71 |

700 mA - LED POWER 10W

| light source | light beam options | | lumen output (lm) | lumin. efficacy (lm/w) |
|-----------------------------|--|-----|-------------------|------------------------|
| 3000°K warm-white | | | | |
| high-power led |  | 4° | 907 | 90.69 |
| high-power led |  | 10° | 872 | 87.20 |
| high-power led |  | 28° | 846 | 84.60 |
| 4000°K neutral-white | | | | |
| high-power led |  | 4° | 930 | 93.00 |
| high-power led |  | 10° | 890 | 89.00 |
| high-power led |  | 28° | 863 | 86.30 |

GLARE SHIELD OPTIONS**AC057****STANDARD GLARE SHIELD**

Glare shield accessory made in hard anodized black aluminum, providing good balance in between glare control and light output.

AC058**SUPER COMFORT GLARE SHIELD**

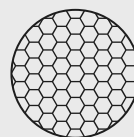
Glare shield accessory made in hard anodized black aluminum, for applications requiring very reduced glaring; minimal light loss on the light surface but overall lumen output typically reduced by 50%.

remote driver selection

| brand | manufacturer code | type | watt | IP rate | numbers of fixtures |
|-------------|-------------------|------------------------|------|---------|---------------------|
| ALVIT Italy | AL1435S-IP | constant current 350mA | 14W | IP67 | min 1 - max 2 |
| ALVIT Italy | AL1450S-IP | constant current 500mA | 14W | IP67 | 1 |
| ALVIT Italy | AL1470S-IP | constant current 700mA | 14W | IP67 | 1 |
| TCI Italy | 152014/350 | constant current 350mA | 17W | IP68 | min 1 - max 3 |
| TCI Italy | 152014/500 | constant current 500mA | 24W | IP68 | min 1 - max 3 |
| TCI Italy | 152014/700 | constant current 700mA | 30W | IP68 | min 1 - max 3 |

**OPTIONAL**

AC064
HONEYCOMB LOUVER

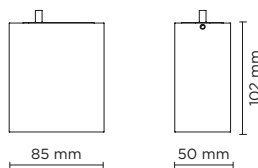




708001

TAG MINI 03

Downlight luminaire to be surface mounted on a ceiling, with downward light distribution. Luminaire body is made of extruded copper-free aluminum, secured with die-cast aluminum base, tempered safety glass, moulded silicone gasket and stainless steel screws. Built-in LED driver 220-240V 50-60Hz, with nr. 2 CREE XP-G2 LED. IP65 rating.



| light source | light beam options | lumen output (lm) | lumin. efficacy (lm/w) |
|-----------------------------|--------------------|-------------------|------------------------|
| 3000°K warm-white | | | |
| high-power led | V 18° | 280 | 62.22 |
| high-power led | V 36° | 270 | 60.00 |
| 4000°K neutral-white | | | |
| high-power led | V 18° | 308 | 68.44 |
| high-power led | V 36° | 292 | 64.88 |

Finish color options:




Technical features



Technical data

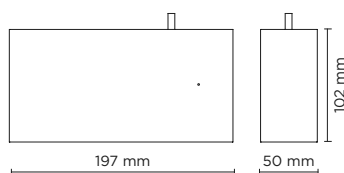
| | |
|--------------|--|
| Wattage | 4.5 WATT |
| IP Rating | IP65 |
| IK Rating | IK08 |
| Material | High corrosion resistance extruded copper-free aluminum body |
| Coating | Polyester powder coating with phosphochromating pre-finish |
| Light source | NR. 2 CREE XP-G2 LED |
| Screws | Stainless steel |
| Transformer | Electronic power supply 220/240V 50/60Hz built-in |
| Gasket | Silicone rubber |
| Power cable | 0,10 mt. neoprene power cable included |
| Glass | Tempered |
| Cable gland | M16 rubber grommet |
| Gross weight | 0,80 Kg |







708002

TAG MEDIUM 03

Downlight luminaire to be surface mounted on a ceiling, with downward light distribution. Luminaire body is made of extruded copper-free aluminum, secured with die-cast aluminum base, tempered safety glass, moulded silicone gasket and stainless steel screws. Built-in LED driver 220-240V 50-60Hz, with nr. 6 CREE XP-G2 LED. IP65 rating.



| light source | light beam options | | lumen output (lm) | lumin. efficacy (lm/w) |
|----------------------|---|-----|-------------------|------------------------|
| 3000°K warm-white | | | | |
| high-power led |  | 18° | 840 | 105.00 |
| high-power led |  | 36° | 810 | 101.25 |
| 4000°K neutral-white | | | | |
| high-power led |  | 18° | 924 | 115.50 |
| high-power led |  | 36° | 876 | 109.50 |

Finish color options:

 Textured Grey
RAL 9006

 Anthracite Grey
RAL 7016

 Matt Black
(on request)

Technical features

IP65

IK08

CE

5
YEARS



Technical data

| | |
|--------------|--|
| Wattage | 8 WATT |
| IP Rating | IP65 |
| IK Rating | IK08 |
| Material | High corrosion resistance extruded copper-free aluminum body |
| Coating | Polyester powder coating with phosphocromating pre-finish |
| Light source | NR. 6 CREE XP-G2 LED |
| Screws | Stainless steel |
| Transformer | Electronic power supply 220/240V 50/60Hz built-in |
| Gasket | Silicone rubber |
| Power cable | 0,10 mt. neoprene power cable included |
| Glass | Tempered |
| Cable gland | M16 rubber grommet |
| Gross weight | 1,50 Kg |

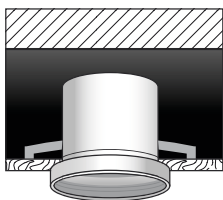
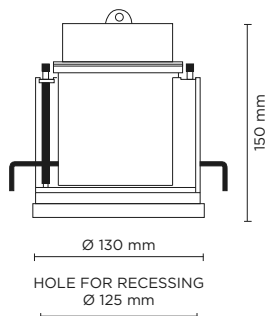





701005

CEILING MINI

Recessed luminaire for outdoor ceiling installation, phospho-chromatised and polyester powder coated die-cast copper-free aluminum body, tempered safety glass, moulded silicone gasket and stainless steel screws. Built-in LED driver 220-240V 50-60Hz, with 1 x COB LED. IP65 rating.



| light source | light beam options | lumen output (lm) | lumin. efficacy (lm/w) |
|--------------------------|---|-------------------|------------------------|
| 3000°K warm-white | | | |
| cob led |  25° | 900 | 75.00 |

Finish color options:

 Matt Black

Technical features



Technical data

| | |
|--------------|--|
| Wattage | 12 WATT |
| IP Rating | IP65 |
| IK Rating | IK08 |
| Material | High corrosion resistance die-cast copper-free aluminum body |
| Coating | Polyester powder coating with phosphochromating pre-finish |
| Light source | NR. 1 x 12W COB Bridgelux LED |
| Screws | Stainless steel |
| Transformer | Electronic power supply 220/240V 50/60Hz built-in |
| Gasket | Silicone rubber |
| Power cable | 1 mt. neoprene power cable included |
| Glass | Tempered |
| Gross weight | 1,25 Kg |

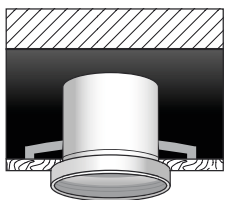
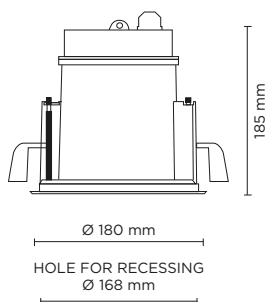





701006

CEILING MEDIUM

Recessed luminaire for outdoor ceiling installation, phospho-chromatised and polyester powder coated die-cast copper-free aluminum body, tempered safety glass, moulded silicone gasket and stainless steel screws. Built-in LED driver 220-240V 50-60Hz, with 1 x COB LED. IP65 rating.



| light source | light beam options | lumen output (lm) | lumin. efficacy (lm/w) |
|--------------------------|---|-------------------|------------------------|
| 3000°K warm-white | | | |
| cob led |  30° | 2.745 | 105.58 |

Finish color options:

 Matt Black

Technical features



Technical data

| | |
|--------------|--|
| Wattage | 26 WATT |
| IP Rating | IP65 |
| IK Rating | IK08 |
| Material | High corrosion resistance die-cast copper-free aluminum body |
| Coating | Polyester powder coating with phosphochromating pre-finish |
| Light source | NR. 1 x 26W COB Bridgelux LED |
| Screws | Stainless steel |
| Transformer | Electronic power supply 220/240V 50/60Hz built-in |
| Gasket | Silicone rubber |
| Power cable | 1 mt. neoprene power cable included |
| Glass | Tempered |
| Gross weight | 2,20 Kg |

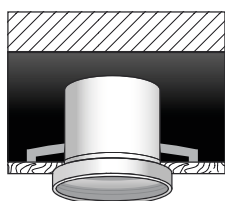
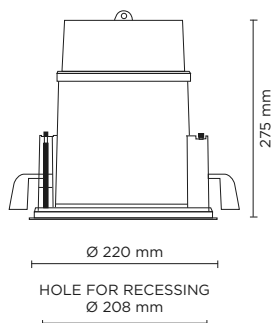





701007

CEILING MAXI

Recessed luminaire for outdoor ceiling installation, phospho-chromatised and polyester powder coated die-cast copper-free aluminum body, tempered safety glass, moulded silicone gasket and stainless steel screws. Built-in LED driver 220-240V 50-60Hz, with 1 x COB LED. IP65 rating.



| light source | light beam options | lumen output (lm) | lumin. efficacy (lm/w) |
|--------------------------|---|-------------------|------------------------|
| 3000°K warm-white | | | |
| cob led |  30° | 4.240 | 84.80 |

Finish color options:

 Matt Black

Technical features



Technical data

| | |
|--------------|--|
| Wattage | 50 WATT |
| IP Rating | IP65 |
| IK Rating | IK08 |
| Material | High corrosion resistance die-cast copper-free aluminum body |
| Coating | Polyester powder coating with phosphochromating pre-finish |
| Light source | NR. 1 x 50W COB Bridgelux LED |
| Screws | Stainless steel |
| Transformer | Electronic power supply 220/240V 50/60Hz built-in |
| Gasket | Silicone rubber |
| Power cable | 1 mt. neoprene power cable included |
| Glass | Tempered |
| Gross weight | 3,45 Kg |



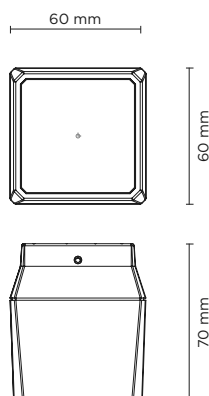




701101

QUBO MICRO HP DOWNLIGHT

Surface mounted luminaire for outdoor ceiling installation. Phospho-chromatised and polyester powder coated die-cast copper-free aluminium base and head, tempered safety glass, moulded silicone gaskets, with screws in stainless steel. Remote 24V DC power supply needed, with 1 x CREE "XHP35" LED. IP66 rating.



| light source | light beam options | lumen output (lm) | lumin. efficacy (lm/w) |
|-----------------------------|--------------------|-------------------|------------------------|
| 3000°K warm-white | | | |
| high-power led | 4° | 510 | 85.00 |
| high-power led | 10° | 489 | 81.50 |
| high-power led | 28° | 474 | 79.00 |
| 4000°K neutral-white | | | |
| high-power led | 4° | 520 | 86.67 |
| high-power led | 10° | 499 | 83.17 |
| high-power led | 28° | 484 | 80.67 |

Finish color options:

Textured Grey RAL 9006
 Anthracite Grey RAL 7016
 Matt Black (on request)

remote driver selection

| brand | manufacturer code | type | watt | IP rate | numbers of fixtures |
|----------|-------------------|-------------------------|------|---------|---------------------|
| Meanwell | LPV-20-24 | constant voltage 24V DC | 20W | IP67 | min 1 - max 3 |
| Meanwell | LPV-35-24 | constant voltage 24V DC | 35W | IP67 | min 1 - max 5 |
| Meanwell | LPV-60-24 | constant voltage 24V DC | 60W | IP67 | min 1 - max 9 |

Technical features



Technical data

| | |
|---------------|--|
| Wattage | 6 WATT |
| IP Rating | IP66 |
| IK Rating | IK10 |
| Material | High corrosion resistance die-cast copper-free aluminum body |
| Coating | Polyester powder coating with phosphochromating pre-finish |
| Light source | 1 x CREE "XHP35" LED |
| Screws | Stainless steel |
| Remote driver | Constant voltage 24V DC |
| Gasket | Silicone rubber |
| Glass | Tempered |
| Power cable | 1 mt. power cable included |
| Gross weight | 0,70 Kg |

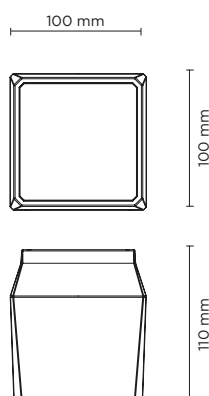




701102

QUBO MINI COB DOWNLIGHT

Surface mounted luminaire for outdoor ceiling installation. Phospho-chromatised and polyester powder coated die-cast copper-free aluminium base and head, tempered safety glass, moulded silicone gaskets, with screws in stainless steel. Built-in LED driver, with 1 COB CREE "CXB 1310" LED. IP66 rating.



| light source | light beam options | lumen output (lm) | lumin. efficacy (lm/w) |
|-----------------------------|--------------------|-------------------|------------------------|
| 3000°K warm-white | | | |
| cob led | 14° | 1.100 | 110 |
| cob led | 35° | 1.060 | 106 |
| cob led | 55° | 1.000 | 100 |
| 4000°K neutral-white | | | |
| cob led | 14° | 1.200 | 120 |
| cob led | 35° | 1.140 | 114 |
| cob led | 55° | 1.083 | 108 |

Finish color options:

Textured Grey
RAL 9006

Anthracite Grey
RAL 7016

Matt Black
(on request)

Technical features

IP66

IK10

CE

5
YEARS

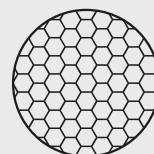
⚡

NEW

Technical data

| | |
|--------------|--|
| Wattage | 10 WATT |
| IP Rating | IP66 |
| IK Rating | IK10 |
| Material | High corrosion resistance die-cast copper-free aluminum body |
| Coating | Polyester powder coating with phosphochromating pre-finish |
| Light source | 1 x COB CREE "CXB 1310" LED |
| Screws | Stainless steel |
| Transformer | Electrical power supply 220/240V 50/60Hz built-in |
| Gasket | Silicone rubber |
| Glass | Tempered |
| Power cable | 1 mt. power cable included |
| Gross weight | 1,30 Kg |

AC072
HONEYCOMB LOUVER





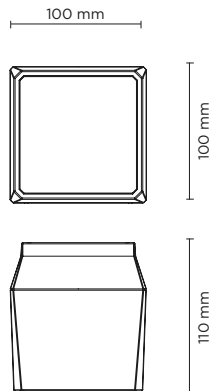




701105

QUBO MINI HP DOWNLIGHT

Surface mounted luminaire for outdoor ceiling installation. Phospho-chromatised and polyester powder coated die-cast copper-free aluminium base and head, tempered safety glass, moulded silicone gaskets, with screws in stainless steel. Built-in LED driver, with 1 x CREE "XHP35" LED. IP66 rating.



| light source | light beam options | lumen output (lm) | lumin. efficacy (lm/w) |
|-----------------------------|--------------------|-------------------|------------------------|
| 3000°K warm-white | | | |
| cob led | 4° | 690 | 86.25 |
| cob led | 10° | 662 | 82.75 |
| cob led | 28° | 642 | 80.25 |
| 4000°K neutral-white | | | |
| cob led | 4° | 703 | 87.88 |
| cob led | 10° | 676 | 84.50 |
| cob led | 28° | 656 | 82.00 |

Finish color options:

Textured Grey
RAL 9006

Anthracite Grey
RAL 7016

Matt Black
(on request)

Technical features

IP66

IK10

CE

5
YEARS

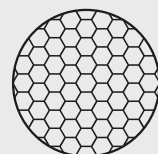
⚡

NEW

Technical data

| | |
|--------------|--|
| Wattage | 8 WATT |
| IP Rating | IP66 |
| IK Rating | IK10 |
| Material | High corrosion resistance die-cast copper-free aluminum body |
| Coating | Polyester powder coating with phosphochromating pre-finish |
| Light source | 1 x CREE "XHP35" LED |
| Screws | Stainless steel |
| Transformer | Electrical power supply 220/240V 50/60Hz built-in |
| Gasket | Silicone rubber |
| Glass | Tempered |
| Power cable | 1 mt. power cable included |
| Gross weight | 1,30 Kg |

AC072
HONEYCOMB LOUVER

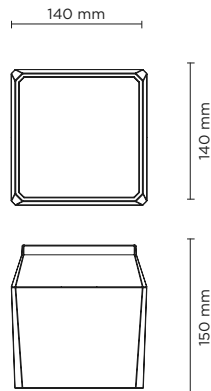




701103

QUBO MEDIUM COB DOWNLIGHT

Surface mounted luminaire for outdoor ceiling installation. Phospho-chromatised and polyester powder coated die-cast copper-free aluminium base and head, tempered safety glass, moulded silicone gaskets, with screws in stainless steel. Built-in LED driver, with 1 COB CREE "CXB 1512" LED. IP66 rating.



| light source | light beam options | lumen output (lm) | lumin. efficacy (lm/w) |
|-----------------------------|--------------------|-------------------|------------------------|
| 3000°K warm-white | | | |
| cob led | 14° | 1.900 | 118.75 |
| cob led | 35° | 1.813 | 113.31 |
| cob led | 55° | 1.722 | 107.62 |
| 4000°K neutral-white | | | |
| cob led | 14° | 2.000 | 125.00 |
| cob led | 35° | 1.900 | 118.75 |
| cob led | 55° | 1.805 | 112.81 |

Finish color options:

Textured Grey
RAL 9006

Anthracite Grey
RAL 7016

Matt Black
(on request)

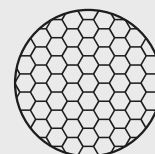
Technical features



Technical data

| | |
|--------------|--|
| Wattage | 16 WATT |
| IP Rating | IP66 |
| IK Rating | IK10 |
| Material | High corrosion resistance die-cast copper-free aluminum body |
| Coating | Polyester powder coating with phosphochromating pre-finish |
| Light source | 1 x COB CREE "CXB 1512" LED |
| Screws | Stainless steel |
| Transformer | Electrical power supply 220/240V 50/60Hz built-in |
| Gasket | Silicone rubber |
| Glass | Tempered |
| Power cable | 1 mt. power cable included |
| Gross weight | 3,10 Kg |

AC073
HONEYCOMB LOUVER

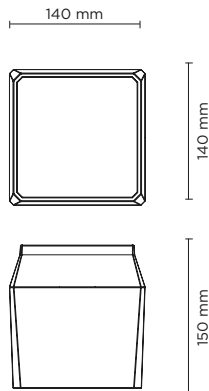




701106

QUBO MEDIUM HP DOWNLIGHT

Surface mounted luminaire for outdoor ceiling installation. Phospho-chromatised and polyester powder coated die-cast copper-free aluminium base and head, tempered safety glass, moulded silicone gaskets, with screws in stainless steel. Built-in LED driver, with 3 x CREE "XHP35" LED. IP66 rating.



| light source | light beam options | lumen output (lm) | lumin. efficacy (lm/w) |
|-----------------------------|--------------------|-------------------|------------------------|
| 3000°K warm-white | | | |
| high-power led | 4° | 2.050 | 102.50 |
| high-power led | 10° | 2.000 | 100.00 |
| high-power led | 28° | 1.950 | 97.50 |
| 4000°K neutral-white | | | |
| high-power led | 4° | 2.100 | 105.00 |
| high-power led | 10° | 2.050 | 102.50 |
| high-power led | 28° | 2.000 | 100.00 |

Finish color options:

 Textured Grey
RAL 9006

 Anthracite Grey
RAL 7016

 Matt Black
(on request)

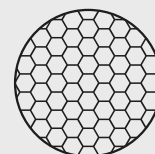
Technical features



Technical data

| | |
|--------------|--|
| Wattage | 20 WATT |
| IP Rating | IP66 |
| IK Rating | IK10 |
| Material | High corrosion resistance die-cast copper-free aluminum body |
| Coating | Polyester powder coating with phosphochromating pre-finish |
| Light source | 3 x CREE "XHP35" LED |
| Screws | Stainless steel |
| Transformer | Electrical power supply 220/240V 50/60Hz built-in |
| Gasket | Silicone rubber |
| Glass | Tempered |
| Power cable | 1 mt. power cable included |
| Gross weight | 3,10 Kg |

AC073
HONEYCOMB LOUVER

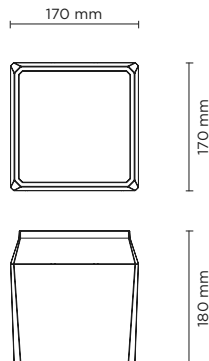




701104

QUBO MAXI COB DOWNLIGHT

Surface mounted luminaire for outdoor ceiling installation. Phospho-chromatised and polyester powder coated die-cast copper-free aluminium base and head, tempered safety glass, moulded silicone gaskets, with screws in stainless steel. Built-in LED driver, with 1 COB CREE "CXB 2540" LED. IP66 rating.



| light source | light beam options | lumen output (lm) | lumin. efficacy (lm/w) |
|-----------------------------|--------------------|-------------------|------------------------|
| 3000°K warm-white | | | |
| cob led | 14° | 4.950 | 117.85 |
| cob led | 35° | 4.752 | 113.14 |
| cob led | 55° | 4.560 | 108.57 |
| 4000°K neutral-white | | | |
| cob led | 14° | 5.265 | 125.36 |
| cob led | 35° | 5.000 | 119.05 |
| cob led | 55° | 4.770 | 113.57 |

Finish color options:

Textured Grey
RAL 9006

Anthracite Grey
RAL 7016

Matt Black
(on request)

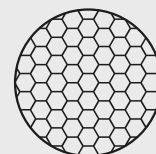
Technical features



Technical data

| | |
|--------------|--|
| Wattage | 42 WATT |
| IP Rating | IP66 |
| IK Rating | IK10 |
| Material | High corrosion resistance die-cast copper-free aluminum body |
| Coating | Polyester powder coating with phosphochromating pre-finish |
| Light source | 1 x COB CREE "CXB 2540" LED |
| Screws | Stainless steel |
| Transformer | Electrical power supply 220/240V 50/60Hz built-in |
| Gasket | Silicone rubber |
| Glass | Tempered |
| Power cable | 1 mt. power cable included |
| Gross weight | 4,50 Kg |

AC074
HONEYCOMB LOUVER

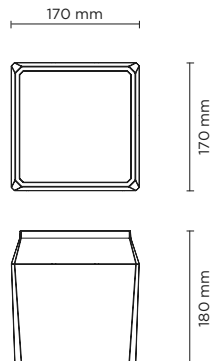




701107

QUBO MAXI HP DOWNLIGHT

Surface mounted luminaire for outdoor ceiling installation. Phospho-chromatised and polyester powder coated die-cast copper-free aluminium base and head, tempered safety glass, moulded silicone gaskets, with screws in stainless steel. Built-in LED driver, with 6 x CREE "XHP35" LED. IP66 rating.



| light source | light beam options | lumen output (lm) | lumin. efficacy (lm/w) |
|-----------------------------|--------------------|-------------------|------------------------|
| 3000°K warm-white | | | |
| high-power led | 4° | 4.300 | 113.15 |
| high-power led | 10° | 4.260 | 112.10 |
| high-power led | 28° | 4.210 | 110.79 |
| 4000°K neutral-white | | | |
| high-power led | 4° | 4.400 | 115.79 |
| high-power led | 10° | 4.360 | 114.74 |
| high-power led | 28° | 4.310 | 113.42 |

Finish color options:

Textured Grey
RAL 9006

Anthracite Grey
RAL 7016

Matt Black
(on request)

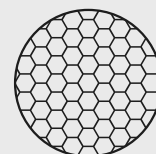
Technical features



Technical data

| | |
|--------------|--|
| Wattage | 38 WATT |
| IP Rating | IP66 |
| IK Rating | IK10 |
| Material | High corrosion resistance die-cast copper-free aluminum body |
| Coating | Polyester powder coating with phosphochromating pre-finish |
| Light source | 6 x CREE "XHP35" LED |
| Screws | Stainless steel |
| Transformer | Electrical power supply 220/240V 50/60Hz built-in |
| Gasket | Silicone rubber |
| Glass | Tempered |
| Power cable | 1 mt. power cable included |
| Gross weight | 4,50 Kg |

AC074
HONEYCOMB LOUVER



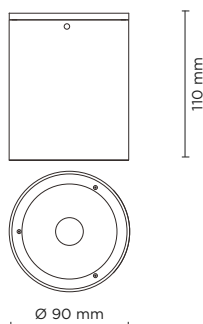





706008

TECH MINI COMPACT 03 ROUND

Round downlight for outdoor surface installation on the ceiling, phospho-chromatised and polyester powder coated die-cast copper-free aluminium body, tempered safety glass, moulded silicone gasket and stainless steel screws. Built-in LED driver 220-240V 50-60Hz, with 1 x COB "CXA 1507" CREE LED. IP65 rating.



| light source | light beam options | lumen output (lm) | lumin. efficacy (lm/w) |
|--------------------------|---|-------------------|------------------------|
| 3000°K warm-white | | | |
| cob led |  30° | 642 | 64.20 |

Finish color options:

 Textured Grey
RAL 9006

Technical features



Technical data

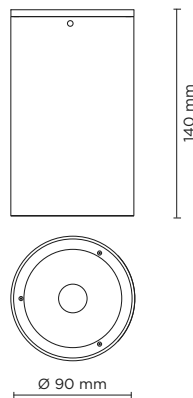
| | |
|--------------|--|
| Wattage | 9 WATT |
| IP Rating | IP65 |
| IK Rating | IK08 |
| Material | High corrosion resistance die-cast copper-free aluminum body |
| Coating | Polyester powder coating with phosphochromating pre-finish |
| Light source | NR. 1 x 9W COB CREE "CXA 1507" LED |
| Screws | Stainless steel |
| Transformer | Electronic power supply 220/240V 50/60Hz built-in |
| Gasket | Silicone rubber |
| Power cable | 0.5 mt. neoprene power cable included |
| Glass | Tempered |
| Gross weight | 0,90 Kg |




706004

TECH MINI 03 ROUND

Round downlight for outdoor surface installation on the ceiling, phospho-chromatised and polyester powder coated die-cast copper-free aluminium body, tempered safety glass, moulded silicone gasket and stainless steel screws. Built-in LED driver 220-240V 50-60Hz, with 1 x COB "CXA 1512" CREE LED. IP65 rating.



| light source | light beam options | lumen output (lm) | lumin. efficacy (lm/w) |
|--------------------------|---|-------------------|------------------------|
| 3000°K warm-white | | | |
| cob led |  30° | 1.290 | 86.00 |

Finish color options:

 Textured Grey
RAL 9006

Technical features



Technical data

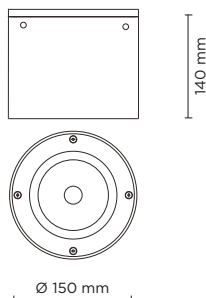
| | |
|--------------|--|
| Wattage | 13 WATT |
| IP Rating | IP65 |
| IK Rating | IK08 |
| Material | High corrosion resistance die-cast copper-free aluminum body |
| Coating | Polyester powder coating with phosphochromating pre-finish |
| Light source | NR. 1 x 13W COB CREE "CXA 1512" LED |
| Screws | Stainless steel |
| Transformer | Electronic power supply 220/240V 50/60Hz built-in |
| Gasket | Silicone rubber |
| Power cable | 0.5 mt. neoprene power cable included |
| Glass | Tempered |
| Gross weight | 0,95 Kg |




706009

TECH MEDIUM COMPACT 03 ROUND

Round downlight for outdoor surface installation on the ceiling, phospho-chromatised and polyester powder coated die-cast copper-free aluminium body, tempered safety glass, moulded silicone gasket and stainless steel screws. Built-in LED driver 220-240V 50-60Hz, with 1 x COB "CXA 2520" CREE LED. IP65 rating.



| light source | light beam options | lumen output (lm) | lumin. efficacy (lm/w) |
|--------------------------|---|-------------------|------------------------|
| 3000°K warm-white | | | |
| cob led |  30° | 1.560 | 78.00 |

Finish color options:

 Textured Grey
RAL 9006

Technical features



Technical data

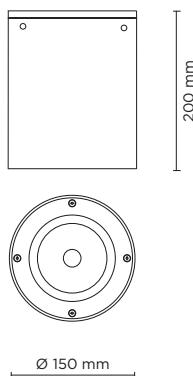
| | |
|--------------|--|
| Wattage | 20 WATT |
| IP Rating | IP65 |
| IK Rating | IK08 |
| Material | High corrosion resistance die-cast copper-free aluminum body |
| Coating | Polyester powder coating with phosphochromating pre-finish |
| Light source | NR. 1 x 20W COB CREE "CXA 2520" LED |
| Screws | Stainless steel |
| Transformer | Electronic power supply 220/240V 50/60Hz built-in |
| Gasket | Silicone rubber |
| Power cable | 0.5 mt. neoprene power cable included |
| Glass | Tempered |
| Gross weight | 2,00 Kg |




706005

TECH MEDIUM 03 ROUND

Round downlight for outdoor surface installation on the ceiling, phospho-chromatised and polyester powder coated die-cast copper-free aluminium body, tempered safety glass, moulded silicone gasket and stainless steel screws. Built-in LED driver 220-240V 50-60Hz, with 1 x COB "CXA 2520" CREE LED. IP65 rating.



| light source | light beam options | lumen output (lm) | lumin. efficacy (lm/w) |
|--------------------------|---|-------------------|------------------------|
| 3000°K warm-white | | | |
| cob led |  30° | 2.500 | 83.33 |

Finish color options:

 Textured Grey
RAL 9006

Technical features



Technical data

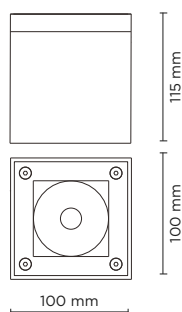
| | |
|--------------|--|
| Wattage | 26 WATT |
| IP Rating | IP65 |
| IK Rating | IK08 |
| Material | High corrosion resistance die-cast copper-free aluminum body |
| Coating | Polyester powder coating with phosphochromating pre-finish |
| Light source | NR. 1 x 26W COB CREE "CXA 2520" LED |
| Screws | Stainless steel |
| Transformer | Electronic power supply 220/240V 50/60Hz built-in |
| Gasket | Silicone rubber |
| Power cable | 0.5 mt. neoprene power cable included |
| Glass | Tempered |
| Gross weight | 2,30 Kg |




706010

TECH MINI COMPACT 03 SQUARE

Square downlight for outdoor surface installation on the ceiling, phospho-chromatised and polyester powder coated die-cast copper-free aluminium body, tempered safety glass, moulded silicone gasket and stainless steel screws. Built-in LED driver 220-240V 50-60Hz, with 1 x COB "CXA 1507" CREE LED. IP65 rating.



| light source | light beam options | lumen output (lm) | lumin. efficacy (lm/w) |
|--------------------------|---|-------------------|------------------------|
| 3000°K warm-white | | | |
| cob led |  30° | 637 | 63.70 |

Finish color options:

 Textured Grey
RAL 9006

Technical features



Technical data

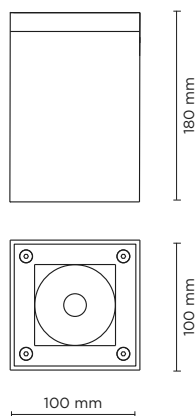
| | |
|--------------|--|
| Wattage | 9 WATT |
| IP Rating | IP65 |
| IK Rating | IK08 |
| Material | High corrosion resistance die-cast copper-free aluminum body |
| Coating | Polyester powder coating with phosphochromating pre-finish |
| Light source | NR. 1 x 9W COB CREE "CXA 1507" LED |
| Screws | Stainless steel |
| Transformer | Electronic power supply 220/240V 50/60Hz built-in |
| Gasket | Silicone rubber |
| Power cable | 0.5 mt. neoprene power cable included |
| Glass | Tempered |
| Gross weight | 1,00 Kg |




706006

TECH MINI 03 SQUARE

Square downlight for outdoor surface installation on the ceiling, phospho-chromatised and polyester powder coated die-cast copper-free aluminium body, tempered safety glass, moulded silicone gasket and stainless steel screws. Built-in LED driver 220-240V 50-60Hz, with 1 x COB "CXA 1512" CREE LED. IP65 rating.



| light source | light beam options | lumen output (lm) | lumin. efficacy (lm/w) |
|--------------------------|---|-------------------|------------------------|
| 3000°K warm-white | | | |
| cob led |  30° | 1.290 | 86.00 |

Finish color options:

 Textured Grey
RAL 9006

Technical features



Technical data

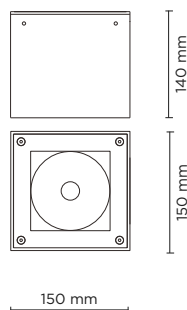
| | |
|--------------|--|
| Wattage | 13 WATT |
| IP Rating | IP65 |
| IK Rating | IK08 |
| Material | High corrosion resistance die-cast copper-free aluminum body |
| Coating | Polyester powder coating with phosphochromating pre-finish |
| Light source | NR. 1 x 13W COB CREE "CXA 1512" LED |
| Screws | Stainless steel |
| Transformer | Electronic power supply 220/240V 50/60Hz built-in |
| Gasket | Silicone rubber |
| Power cable | 0.5 mt. neoprene power cable included |
| Glass | Tempered |
| Gross weight | 1,15 Kg |




706011

TECH MEDIUM COMPACT 03 SQUARE

Square downlight for outdoor surface installation on the ceiling, phospho-chromatised and polyester powder coated die-cast copper-free aluminium body, tempered safety glass, moulded silicone gasket and stainless steel screws. Built-in LED driver 220-240V 50-60Hz, with 1 x COB "CXA 2520" CREE LED. IP65 rating.



| light source | light beam options | lumen output (lm) | lumin. efficacy (lm/w) |
|--------------------------|---|-------------------|------------------------|
| 3000°K warm-white | | | |
| cob led |  30° | 1.539 | 76.95 |

Finish color options:

 Textured Grey
RAL 9006

Technical features



Technical data

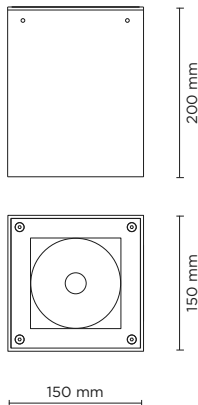
| | |
|--------------|--|
| Wattage | 20 WATT |
| IP Rating | IP65 |
| IK Rating | IK08 |
| Material | High corrosion resistance die-cast copper-free aluminum body |
| Coating | Polyester powder coating with phosphochromating pre-finish |
| Light source | NR. 1 x 20W COB CREE "CXA 2520" LED |
| Screws | Stainless steel |
| Transformer | Electronic power supply 220/240V 50/60Hz built-in |
| Gasket | Silicone rubber |
| Power cable | 0.5 mt. neoprene power cable included |
| Glass | Tempered |
| Gross weight | 2,00 Kg |




706007

TECH MEDIUM 03 SQUARE

Square downlight for outdoor surface installation on the ceiling, phospho-chromatised and polyester powder coated die-cast copper-free aluminium body, tempered safety glass, moulded silicone gasket and stainless steel screws. Built-in LED driver 220-240V 50-60Hz, with 1 x COB "CXA 2520" CREE LED. IP65 rating.



| light source | light beam options | lumen output (lm) | lumin. efficacy (lm/w) |
|--------------------------|---|-------------------|------------------------|
| 3000°K warm-white | | | |
| cob led |  30° | 2.500 | 83.33 |

Finish color options:

 Textured Grey
RAL 9006

Technical features



Technical data

| | |
|--------------|--|
| Wattage | 26 WATT |
| IP Rating | IP65 |
| IK Rating | IK08 |
| Material | High corrosion resistance die-cast copper-free aluminum body |
| Coating | Polyester powder coating with phosphochromating pre-finish |
| Light source | NR. 1 x 26W COB CREE "CXA 2520" LED |
| Screws | Stainless steel |
| Transformer | Electronic power supply 220/240V 50/60Hz built-in |
| Gasket | Silicone rubber |
| Power cable | 0.5 mt. neoprene power cable included |
| Glass | Tempered |
| Gross weight | 2,50 Kg |

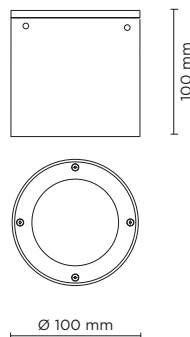





707001

TECH MINI STEEL ROUND 03

Round downlight for outdoor surface installation on the ceiling, luminaire body completely realized in mirrored stainless steel AISI 316L, tempered safety glass, moulded silicone gasket and stainless steel screws. Built-in LED driver 220-240V 50-60Hz, with 1 x COB CREE LED. IP65 rating.



| light source | light beam options | lumen output (lm) | lumin. efficacy (lm/w) |
|--------------------------|---|-------------------|------------------------|
| 3000°K warm-white | | | |
| cob led |  30° | 480 | 96.00 |

Finish color options:

 Textured Grey
RAL 9006

Technical features



Technical data

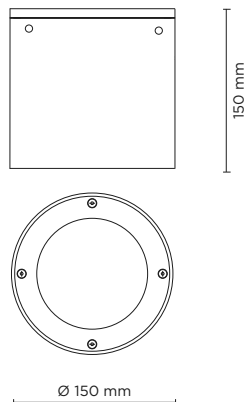
| | |
|--------------|---|
| Wattage | 5 WATT |
| IP Rating | IP65 |
| IK Rating | IK08 |
| Material | Mirrored stainless steel AISI 316L |
| Light source | NR. 1 x 5W CREE COB LED |
| Screws | Stainless steel |
| Transformer | Electronic power supply 220/240V 50/60Hz built-in |
| Gasket | Silicone rubber |
| Power cable | 0.3 mt. neoprene power cable included |
| Glass | Tempered |
| Gross weight | 1,50 Kg |




707002

TECH MEDIUM STEEL ROUND 03

Round downlight for outdoor surface installation on the ceiling, luminaire body completely realized in mirrored stainless steel AISI 316L, tempered safety glass, moulded silicone gasket and stainless steel screws. Built-in LED driver 220-240V 50-60Hz, with 1 x COB CREE LED. IP65 rating.



| light source | light beam options | lumen output (lm) | lumin. efficacy (lm/w) |
|--------------------------|---|-------------------|------------------------|
| 3000°K warm-white | | | |
| cob led |  30° | 960 | 80.00 |

Finish color options:


 Mirrored Stainless Steel

Technical features



Technical data

| | |
|--------------|---|
| Wattage | 12 WATT |
| IP Rating | IP65 |
| IK Rating | IK08 |
| Material | Mirrored stainless steel AISI 316L |
| Light source | NR. 1 x 12W CREE COB LED |
| Screws | Stainless steel |
| Transformer | Electronic power supply 220/240V 50/60Hz built-in |
| Gasket | Silicone rubber |
| Power cable | 0.3 mt. neoprene power cable included |
| Glass | Tempered |
| Gross weight | 3,00 Kg |



URBAN LIGHTS

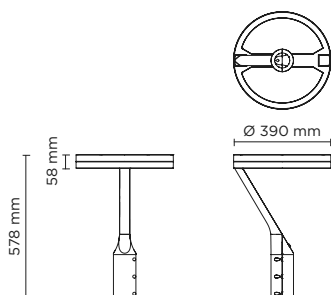
| luminaire | lumen package | page |
|----------------------------|-------------------|------|
| 802000 CITY | 1.728 - 6.912 | 442 |
| 806000 ZEUS POLE | 1.510 - 2 x 6.675 | 456 |
| 803000 BOOK POLE-TOP | 1.728 - 2 x 3.456 | 468 |
| 804000 TECH POLE-TOP | 650 - 2 x 1.300 | 474 |
| 807000 RING POLE | 642 - 2 x 5.265 | 482 |
| 808000 QUBO POLE | 1.722 - 5.265 | 494 |
| 805000 FLASH POLE-TOP | 650 - 2 x 4.730 | 500 |
| 809900 POLES & ACCESSORIES | | 514 |



802001-02

CITY 01

Round pole-top mounted luminaire for outdoor installation on a pole diam. 60 mm, single supporting arm, with downward light distribution. Phospho-chromatised and polyester powder coated die-cast copper-free aluminium body, tempered safety glass, moulded silicone gasket and stainless steel screws. Built-in LED driver/s, with number of LEDs from 24 to 48 CREE XP-G3 LED. IP66 rating.



ROTSYMMETRICAL



CYCLE ROUTE / PEDESTRIAN



STREET






Technical features



Technical data

| | |
|--------------|--|
| IP Rating | IP66 |
| IK Rating | IK09 |
| Material | High corrosion resistance die-cast copper-free aluminum body |
| Coating | Polyester powder coating with phosphochromating pre-finish |
| Screws | Stainless steel |
| Light source | NR. 24 -> 48 x 1.5W CREE "XP-G3" LED |
| Gasket | Silicone rubber |
| Glass | Tempered |
| Transformer | Electronic transformer 220/240V 50/60Hz included |
| Power cable | 3 m neoprene power cable included |
| Weight | 6,10 Kg |






| 802001 | CITY 01 12+12 - 36 WATT 220-240V 50-60HZ ELECTRONIC | | |
|--------------------------|--|-------------------|------------------------|
| light source* | light beam options | lumen output (lm) | lumin. efficacy (lm/w) |
| 3000°K warm-white | | | |
| high power led |  rotosymmetrical | 3.456 | 96.00 |
| high power led |  cycle route pedestrian | 3.456 | 96.00 |
| high power led |  street | 3.456 | 96.00 |

* Other light colors available on request: Neutral-white

Colors options

 Textured Grey RAL 9006
  Anthracite Grey RAL 7016
  Matt Black (on request)



| 802002 | CITY 01 24+24 - 72 WATT 220-240V 50-60HZ ELECTRONIC | | |
|--------------------------|--|-------------------|------------------------|
| light source* | light beam options | lumen output (lm) | lumin. efficacy (lm/w) |
| 3000°K warm-white | | | |
| high power led |  rotosymmetrical | 6.912 | 96.00 |
| high power led |  cycle route pedestrian | 6.912 | 96.00 |
| high power led |  street | 6.912 | 96.00 |

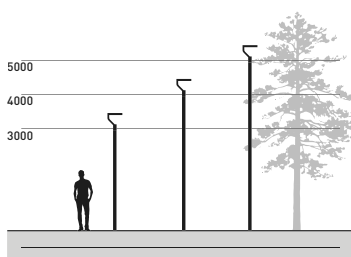
* Other light colors available on request: Neutral-white

Colors options

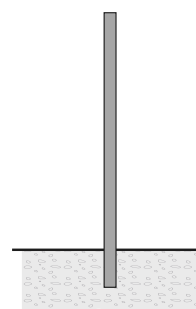
 Textured Grey RAL 9006
  Anthracite Grey RAL 7016
  Matt Black (on request)



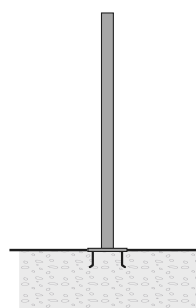
POLES & ACCESSORIES



| BURIED POLES | | | |
|--------------|--|--------|--|
| code | article | h. mm. | description |
| 809901 | cylindrical pole 3,5 meters to be buried | 3.500 | Cylindrical pole made in steel S235JR (UNI EN 10219) hot galvanized (UNI EN 1461), diameter 76 mm, thickness 4 mm. |
| 809902 | cylindrical pole 4,5 meters to be buried | 4.500 | Phospho-chromatised and polyester powder coated. Total height including 500 mm to be buried into the ground. Includes IP54 cover plate 132x38 mm and terminal block in double insulation. |
| 809903 | cylindrical pole 5,5 meters to be buried | 5.500 | |
| 809908 | adapter diam. 76mm -> 60mm | | Adapter for pole diam. 76 mm, allow the diameter reduction to 60 mm |



| POLES WITH BASE-PLATE | | | |
|-----------------------|---|--------|---|
| code | article | h. mm. | description |
| 809904 | cylindrical pole 3 meters with base-plate | 3.000 | Cylindrical pole made in steel S235JR (UNI EN 10219) hot galvanized (UNI EN 1461), diameter 76 mm, thickness 4 mm. |
| 809905 | cylindrical pole 4 meters with base-plate | 4.000 | Phospho-chromatised and polyester powder coated. With base plate dim. 250x250 mm, thickness 10 mm |
| 809906 | cylindrical pole 5 meters with base-plate | 5.000 | Includes IP54 cover plate 132x38 mm and terminal block in double insulation. |
| 809907 | anchorage unit for base-plate | | Base plate dim. 250x250 mm, thickness 3 mm, made in galvanized steel complete of nr. 4 anchorage threaded bolts |
| 809908 | adapter diam. 76mm -> 60mm | | Adapter for pole diam. 76 mm, allow the diameter reduction to 60 mm |





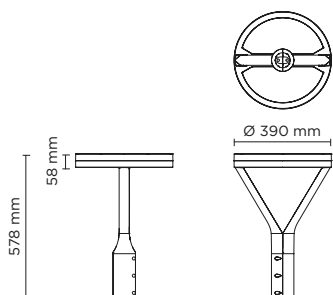




802003..07

CITY 02

Round pole-top mounted luminaire for outdoor installation on a pole diam. 60 mm, double supporting arm, with downward light distribution. Phospho-chromatised and polyester powder coated die-cast copper-free aluminium body, tempered safety glass, moulded silicone gasket and stainless steel screws. Built-in LED driver/s, with number of LEDs from 12 to 48 CREE XP-G3 LED. IP66 rating.



ROTOSYMMETRICAL



CYCLE ROUTE / PEDESTRIAN



STREET



Technical features






Technical data

| | |
|--------------|--|
| IP Rating | IP66 |
| IK Rating | IK09 |
| Material | High corrosion resistance die-cast copper-free aluminum body |
| Coating | Polyester powder coating with phosphochromating pre-finish |
| Screws | Stainless steel |
| Light source | NR. 12 -> 48 x 1.5W CREE "XP-G3" LED |
| Gasket | Silicone rubber |
| Glass | Tempered |
| Transformer | Electronic transformer 220/240V 50/60Hz included |
| Power cable | 3 m neoprene power cable included |
| Weight | 6,30 Kg |








| 802003 | CITY 02 12+0 - 18 WATT 220-240V 50-60HZ ELECTRONIC | | |
|--------------------------|--|-------------------|------------------------|
| light source* | light beam options | lumen output (lm) | lumin. efficacy (lm/w) |
| 3000°K warm-white | | | |
| high power led |  rotosymmetrical | 1.728 | 96.00 |
| high power led |  cycle route pedestrian | 1.728 | 96.00 |
| high power led |  street | 1.728 | 96.00 |

* Other light colors available on request: Neutral-white

Colors options

 Textured Grey RAL 9006
  Anthracite Grey RAL 7016
  Matt Black (on request)






| 802004 | CITY 02 12+12 - 36 WATT 220-240V 50-60HZ ELECTRONIC | | |
|--------------------------|--|-------------------|------------------------|
| light source* | light beam options | lumen output (lm) | lumin. efficacy (lm/w) |
| 3000°K warm-white | | | |
| high power led |  rotosymmetrical | 3.456 | 96.00 |
| high power led |  cycle route pedestrian | 3.456 | 96.00 |
| high power led |  street | 3.456 | 96.00 |

* Other light colors available on request: Neutral-white

Colors options

 Textured Grey RAL 9006
  Anthracite Grey RAL 7016
  Matt Black (on request)







| 802005 | CITY 02 24+0 - 36 WATT 220-240V 50-60HZ ELECTRONIC | | |
|--------------------------|--|-------------------|------------------------|
| light source* | light beam options | lumen output (lm) | lumin. efficacy (lm/w) |
| 3000°K warm-white | | | |
| high power led |  rotosymmetrical | 3.456 | 96.00 |
| high power led |  cycle route pedestrian | 3.456 | 96.00 |
| high power led |  street | 3.456 | 96.00 |

* Other light colors available on request: Neutral-white

Colors options

 Textured Grey RAL 9006
  Anthracite Grey RAL 7016
  Matt Black (on request)







| 802006 | CITY 02 24+12 - 54 WATT 220-240V 50-60HZ ELECTRONIC | | |
|--------------------------|--|-------------------|------------------------|
| light source* | light beam options | lumen output (lm) | lumin. efficacy (lm/w) |
| 3000°K warm-white | | | |
| high power led |  rotosymmetrical | 5.184 | 96.00 |
| high power led |  cycle route pedestrian | 5.184 | 96.00 |
| high power led |  street | 5.184 | 96.00 |

* Other light colors available on request: Neutral-white

Colors options

 Textured Grey RAL 9006
  Anthracite Grey RAL 7016
  Matt Black (on request)



| 802007 | CITY 02 24+24 - 72 WATT 220-240V 50-60HZ ELECTRONIC | | | |
|-------------------|---|------------------------|-------------------|------------------------|
| light source* | light beam options | | lumen output (lm) | lumin. efficacy (lm/w) |
| 3000°K warm-white | | | | |
| high power led |  | rotosymmetrical | 6.912 | 96.00 |
| high power led |  | cycle route pedestrian | 6.912 | 96.00 |
| high power led |  | street | 6.912 | 96.00 |

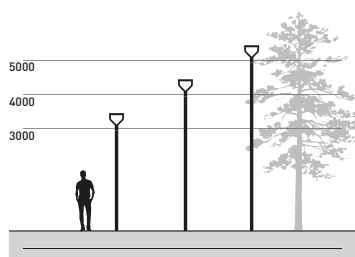
* Other light colors available on request: Neutral-white

Colors options

| | | |
|---|---|--|
|  Textured Grey RAL 9006 |  Anthracite Grey RAL 7016 |  Matt Black (on request) |
|---|---|--|

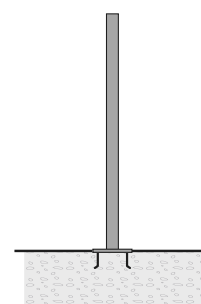
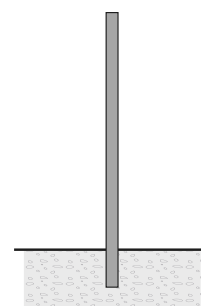


POLES & ACCESSORIES



| BURIED POLES | | | |
|--------------|--|--------|--|
| code | article | h. mm. | description |
| 809901 | cylindrical pole 3,5 meters to be buried | 3.500 | Cylindrical pole made in steel S235JR (UNI EN 10219) hot galvanized (UNI EN 1461), diameter 76 mm, thickness 4 mm. |
| 809902 | cylindrical pole 4,5 meters to be buried | 4.500 | Phospho-chromatised and polyester powder coated. Total height including 500 mm to be buried into the ground. Includes IP54 cover plate 132x38 mm and terminal block in double insulation. |
| 809903 | cylindrical pole 5,5 meters to be buried | 5.500 | |
| 809908 | adapter diam. 76mm -> 60mm | | Adapter for pole diam. 76 mm, allow the diameter reduction to 60 mm |

| POLES WITH BASE-PLATE | | | |
|-----------------------|---|--------|---|
| code | article | h. mm. | description |
| 809904 | cylindrical pole 3 meters with base-plate | 3.000 | Cylindrical pole made in steel S235JR (UNI EN 10219) hot galvanized (UNI EN 1461), diameter 76 mm, thickness 4 mm. |
| 809905 | cylindrical pole 4 meters with base-plate | 4.000 | Phospho-chromatised and polyester powder coated. With base plate dim. 250x250 mm, thickness 10 mm |
| 809906 | cylindrical pole 5 meters with base-plate | 5.000 | Includes IP54 cover plate 132x38 mm and terminal block in double insulation. |
| 809907 | anchorage unit for base-plate | | Base plate dim. 250x250 mm, thickness 3 mm, made in galvanized steel complete of nr. 4 anchorage threaded bolts |
| 809908 | adapter diam. 76mm -> 60mm | | Adapter for pole diam. 76 mm, allow the diameter reduction to 60 mm |

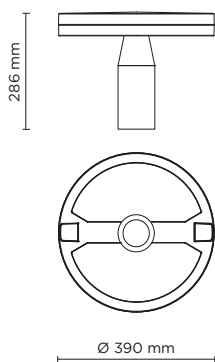




802008..12

CITY 03

Round pole-top mounted luminaire for outdoor installation on a pole diam. 60 mm, central supporting arm, with downward light distribution. Phospho-chromatised and polyester powder coated die-cast copper-free aluminium body, tempered safety glass, moulded silicone gasket and stainless steel screws Built-in LED driver/s, with 12 to 48 CREE XP-G3 LED. IP66 rating.



ROTSYMMETRICAL



CYCLE ROUTE / PEDESTRIAN



STREET



Technical features






Technical data

| | |
|--------------|--|
| IP Rating | IP66 |
| IK Rating | IK09 |
| Material | High corrosion resistance die-cast copper-free aluminum body |
| Coating | Polyester powder coating with phosphochromating pre-finish |
| Screws | Stainless steel |
| Light source | NR. 12 -> 48 x 1.5W CREE "XP-G3" LED |
| Gasket | Silicone rubber |
| Glass | Tempered |
| Transformer | Electronic transformer 220/240V 50/60Hz included |
| Power cable | 3 m neoprene power cable included |
| Weight | 6,10 Kg |











| 802008 | CITY 03 12+0 - 18 WATT 220-240V 50-60HZ ELECTRONIC | | |
|--------------------------|--|-------------------|------------------------|
| light source* | light beam options | lumen output (lm) | lumin. efficacy (lm/w) |
| 3000°K warm-white | | | |
| high power led |  rotosymmetrical | 1.728 | 96.00 |
| high power led |  cycle route pedestrian | 1.728 | 96.00 |
| high power led |  street | 1.728 | 96.00 |

* Other light colors available on request: Neutral-white

Colors options




 Textured Grey RAL 9006
  Anthracite Grey RAL 7016
  Matt Black (on request)






| 802009 | CITY 03 12+12 - 36 WATT 220-240V 50-60HZ ELECTRONIC | | |
|--------------------------|--|-------------------|------------------------|
| light source* | light beam options | lumen output (lm) | lumin. efficacy (lm/w) |
| 3000°K warm-white | | | |
| high power led |  rotosymmetrical | 3.456 | 96.00 |
| high power led |  cycle route pedestrian | 3.456 | 96.00 |
| high power led |  street | 3.456 | 96.00 |

* Other light colors available on request: Neutral-white

Colors options




 Textured Grey RAL 9006
  Anthracite Grey RAL 7016
  Matt Black (on request)







| 802010 | CITY 03 24+0 - 36 WATT 220-240V 50-60HZ ELECTRONIC | | |
|--------------------------|--|-------------------|------------------------|
| light source* | light beam options | lumen output (lm) | lumin. efficacy (lm/w) |
| 3000°K warm-white | | | |
| high power led |  rotosymmetrical | 3.456 | 96.00 |
| high power led |  cycle route pedestrian | 3.456 | 96.00 |
| high power led |  street | 3.456 | 96.00 |

* Other light colors available on request: Neutral-white

Colors options




 Textured Grey RAL 9006
  Anthracite Grey RAL 7016
  Matt Black (on request)






| 802011 | CITY 03 24+12 - 54 WATT 220-240V 50-60HZ ELECTRONIC | | |
|--------------------------|--|-------------------|------------------------|
| light source* | light beam options | lumen output (lm) | lumin. efficacy (lm/w) |
| 3000°K warm-white | | | |
| high power led |  rotosymmetrical | 5.184 | 96.00 |
| high power led |  cycle route pedestrian | 5.184 | 96.00 |
| high power led |  street | 5.184 | 96.00 |

* Other light colors available on request: Neutral-white

Colors options

 Textured Grey RAL 9006
  Anthracite Grey RAL 7016
  Matt Black (on request)



| 802012 | CITY 03 24+24 - 72 WATT 220-240V 50-60HZ ELECTRONIC | | | |
|-------------------|---|------------------------|-------------------|------------------------|
| light source* | light beam options | | lumen output (lm) | lumin. efficacy (lm/w) |
| 3000°K warm-white | | | | |
| high power led |  | rotosymmetrical | 6.912 | 96.00 |
| high power led |  | cycle route pedestrian | 6.912 | 96.00 |
| high power led |  | street | 6.912 | 96.00 |

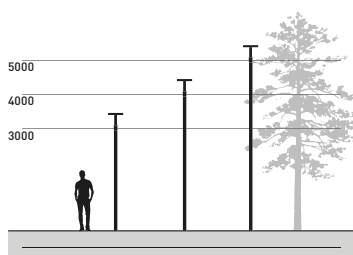
* Other light colors available on request: Neutral-white

Colors options

| | | |
|---|---|--|
|  Textured Grey RAL 9006 |  Anthracite Grey RAL 7016 |  Matt Black (on request) |
|---|---|--|



POLES & ACCESSORIES

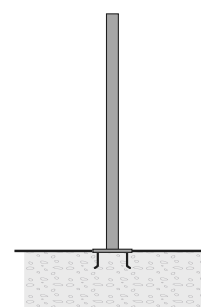
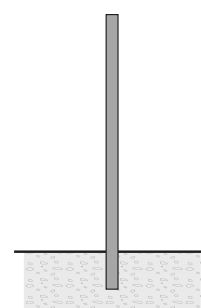


BURIED POLES

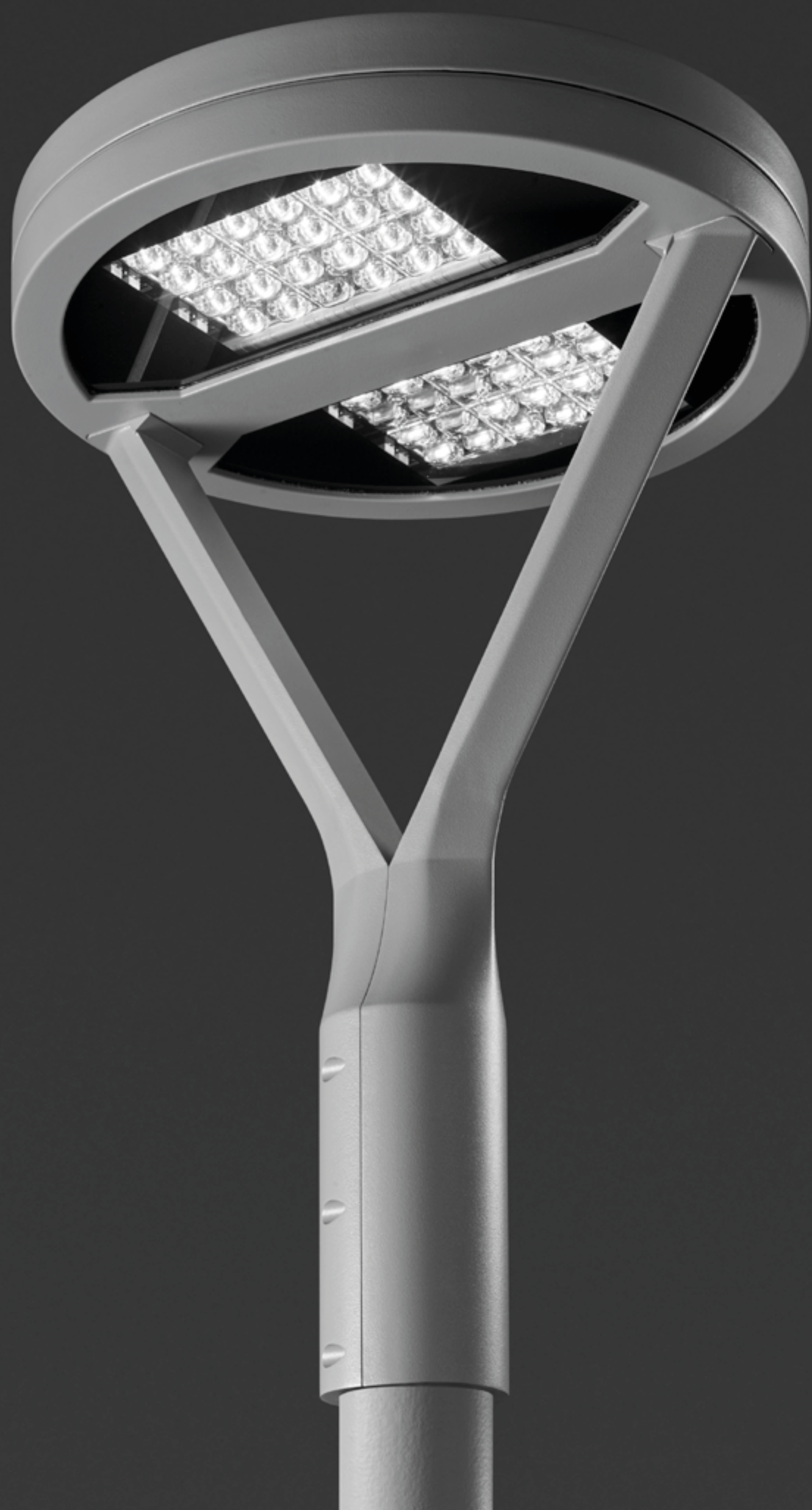
| code | article | h. mm. | description |
|--------|--|--------|--|
| 809901 | cylindrical pole 3,5 meters to be buried | 3.500 | Cylindrical pole made in steel S235JR (UNI EN 10219) hot galvanized (UNI EN 1461), diameter 76 mm, thickness 4 mm. |
| 809902 | cylindrical pole 4,5 meters to be buried | 4.500 | Phospho-chromatised and polyester powder coated. Total height including 500 mm to be buried into the ground. Includes IP54 cover plate 132x38 mm and terminal block in double insulation. |
| 809903 | cylindrical pole 5,5 meters to be buried | 5.500 | |
| 809908 | adapter diam. 76mm -> 60mm | | Adapter for pole diam. 76 mm, allow the diameter reduction to 60 mm |

POLES WITH BASE-PLATE

| code | article | h. mm. | description |
|--------|---|--------|---|
| 809904 | cylindrical pole 3 meters with base-plate | 3.000 | Cylindrical pole made in steel S235JR (UNI EN 10219) hot galvanized (UNI EN 1461), diameter 76 mm, thickness 4 mm. |
| 809905 | cylindrical pole 4 meters with base-plate | 4.000 | Phospho-chromatised and polyester powder coated. With base plate dim. 250x250 mm, thickness 10 mm |
| 809906 | cylindrical pole 5 meters with base-plate | 5.000 | Includes IP54 cover plate 132x38 mm and terminal block in double insulation. |
| 809907 | anchorage unit for base-plate | | Base plate dim. 250x250 mm, thickness 3 mm, made in galvanized steel complete of nr. 4 anchorage threaded bolts |
| 809908 | adapter diam. 76mm -> 60mm | | Adapter for pole diam. 76 mm, allow the diameter reduction to 60 mm |









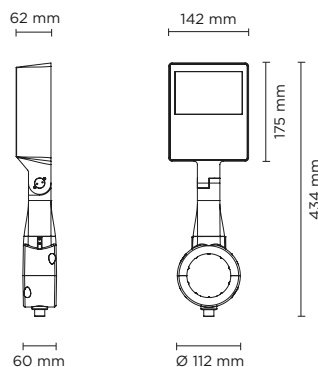
Technical features



806005 - 806006

SINGLE ZEUS POLE MEDIUM

Square pole mounted floodlight for outdoor installation on a pole diam. 60 mm or 76 mm. Phospho-chromatised and polyester powder coated die-cast copper-free aluminium base and head, tempered safety glass, moulded silicone gaskets and o-rings, with screws in stainless steel. Symmetrical or asymmetrical wide light distribution. Swivel joint with graduated scale and mechanical aiming lock. Built-in LED driver, with 56 x mid-power SAMSUNG 2835 LED. IP66 rating.



SYMMETRIC LIGHT DISTRIBUTION





ASYMMETRIC LIGHT DISTRIBUTION





Technical data

| | |
|--------------|--|
| IP Rating | IP66 |
| IK Rating | IK09 |
| Material | High corrosion resistance die-cast copper-free aluminum body |
| Coating | Polyester powder coating with phosphochromating pre-finish |
| Screws | Stainless steel |
| Transformer | Electrical power supply 220/240V 50/60Hz built-in |
| Gasket | Silicone rubber |
| Glass | Tempered |
| Cable gland | M16 rubber grommet |
| Power cable | Not included |
| Gross weight | 2,70 Kg |

| 806005 SINGLE ZEUS POLE MEDIUM SYMM 20 WATT 220-240V 50-60HZ | | | |
|---|--|-------------------|------------------------|
| light source | light beam options | lumen output (lm) | lumin. efficacy (lm/w) |
| 3000°K warm-white | | | |
| mid-power led |  110° | 1.510 | 75.50 |
| 4000°K neutral-white | | | |
| mid-power led |  110° | 1.560 | 78.00 |



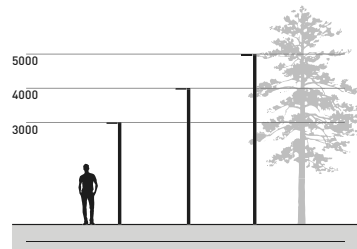
| 806006 SINGLE ZEUS POLE MEDIUM ASYMM 20 WATT 220-240V 50-60HZ | | | |
|--|--|-------------------|------------------------|
| light source | light beam options | lumen output (lm) | lumin. efficacy (lm/w) |
| 3000°K warm-white | | | |
| mid-power led |  110°x70° | 1.560 | 78.00 |
| 4000°K neutral-white | | | |
| mid-power led |  110°x70° | 1.610 | 80.50 |



Colors options

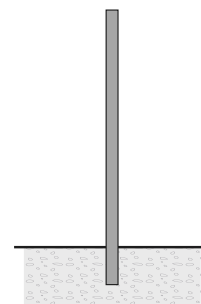
| | | |
|--|---|--|
|  Textured Grey RAL 9006 |  Anthracite Grey RAL 7016 |  Matt Black (on request) |
|--|---|--|

POLES & ACCESSORIES



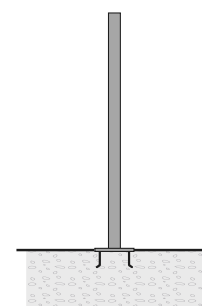
BURIED POLES

| code | article | h. mm. | description |
|--------|--|--------|--|
| 809901 | cylindrical pole 3,5 meters to be buried | 3.500 | Cylindrical pole made in steel S235JR (UNI EN 10219) hot galvanized (UNI EN 1461), diameter 76 mm, thickness 4 mm. |
| 809902 | cylindrical pole 4,5 meters to be buried | 4.500 | Phospho-chromatised and polyester powder coated. Total height including 500 mm to be buried into the ground. Includes IP54 cover plate 132x38 mm and terminal block in double insulation. |
| 809903 | cylindrical pole 5,5 meters to be buried | 5.500 | |
| 809909 | Top cap for pole diam. 76 mm. | | |



POLES WITH BASE-PLATE

| code | article | h. mm. | description |
|--------|---|--------|---|
| 809904 | cylindrical pole 3 meters with base-plate | 3.000 | Cylindrical pole made in steel S235JR (UNI EN 10219) hot galvanized (UNI EN 1461), diameter 76 mm, thickness 4 mm. |
| 809905 | cylindrical pole 4 meters with base-plate | 4.000 | Phospho-chromatised and polyester powder coated. With base plate dim. 250x250 mm, thickness 10 mm |
| 809906 | cylindrical pole 5 meters with base-plate | 5.000 | Includes IP54 cover plate 132x38 mm and terminal block in double insulation. |
| 809907 | anchorage unit for base-plate | | Base plate dim. 250x250 mm, thickness 3 mm, made in galvanized steel complete of nr. 4 anchorage threaded bolts |
| 809909 | Top cap for pole diam. 76 mm. | | |





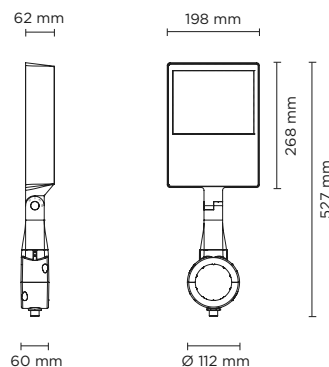
Technical features



806007 - 806008

SINGLE ZEUS POLE MAXI

Square pole mounted floodlight for outdoor installation on a pole diam. 60 mm or 76 mm. Phospho-chromatised and polyester powder coated die-cast copper-free aluminium base and head, tempered safety glass, moulded silicone gaskets and o-rings, with screws in stainless steel. Symmetrical or asymmetrical wide light distribution. Swivel joint with graduated scale and mechanical aiming lock. Built-in LED driver, with 120 x mid-power SAMSUNG 2835 LED. IP66 rating.





SYMMETRIC LIGHT DISTRIBUTION

ASYMMETRIC LIGHT DISTRIBUTION





Technical data

| | |
|--------------|--|
| IP Rating | IP66 |
| IK Rating | IK09 |
| Material | High corrosion resistance die-cast copper-free aluminum body |
| Coating | Polyester powder coating with phosphochromating pre-finish |
| Screws | Stainless steel |
| Transformer | Electrical power supply 220/240V 50/60Hz built-in |
| Gasket | Silicone rubber |
| Glass | Tempered |
| Cable gland | M16 rubber grommet |
| Power cable | Not included |
| Gross weight | 4,00 Kg |

| 806007 SINGLE ZEUS POLE MAXI SYMM 42 WATT 220-240V 50-60HZ | | | |
|---|--|-------------------|------------------------|
| light source | light beam options | lumen output (lm) | lumin. efficacy (lm/w) |
| 3000°K warm-white | | | |
| mid-power led |  110° | 3.900 | 92.86 |
| 4000°K neutral-white | | | |
| mid-power led |  110° | 3.940 | 93.80 |



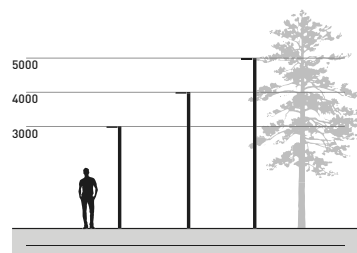
| 806008 SINGLE ZEUS POLE MAXI ASYMM 42 WATT 220-240V 50-60HZ | | | |
|--|--|-------------------|------------------------|
| light source | light beam options | lumen output (lm) | lumin. efficacy (lm/w) |
| 3000°K warm-white | | | |
| mid-power led |  110°x70° | 2.995 | 71.31 |
| 4000°K neutral-white | | | |
| mid-power led |  110°x70° | 3.010 | 71.67 |



Colors options

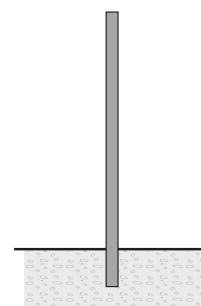
| | | |
|--|---|--|
|  Textured Grey RAL 9006 |  Anthracite Grey RAL 7016 |  Matt Black (on request) |
|--|---|--|

POLES & ACCESSORIES



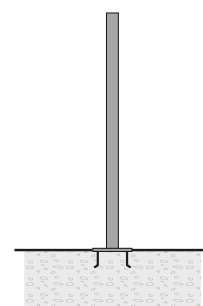
BURIED POLES

| code | article | h. mm. | description |
|--------|--|--------|--|
| 809901 | cylindrical pole 3,5 meters to be buried | 3.500 | Cylindrical pole made in steel S235JR (UNI EN 10219) hot galvanized (UNI EN 1461), diameter 76 mm, thickness 4 mm. |
| 809902 | cylindrical pole 4,5 meters to be buried | 4.500 | Phospho-chromatised and polyester powder coated. Total height including 500 mm to be buried into the ground. Includes IP54 cover plate 132x38 mm and terminal block in double insulation. |
| 809903 | cylindrical pole 5,5 meters to be buried | 5.500 | |
| 809909 | Top cap for pole diam. 76 mm. | | |



POLES WITH BASE-PLATE

| code | article | h. mm. | description |
|--------|---|--------|---|
| 809904 | cylindrical pole 3 meters with base-plate | 3.000 | Cylindrical pole made in steel S235JR (UNI EN 10219) hot galvanized (UNI EN 1461), diameter 76 mm, thickness 4 mm. |
| 809905 | cylindrical pole 4 meters with base-plate | 4.000 | Phospho-chromatised and polyester powder coated. With base plate dim. 250x250 mm, thickness 10 mm |
| 809906 | cylindrical pole 5 meters with base-plate | 5.000 | Includes IP54 cover plate 132x38 mm and terminal block in double insulation. |
| 809907 | anchorage unit for base-plate | | Base plate dim. 250x250 mm, thickness 3 mm, made in galvanized steel complete of nr. 4 anchorage threaded bolts |
| 809909 | Top cap for pole diam. 76 mm. | | |





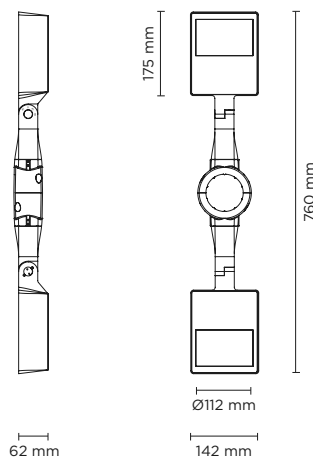
Technical features



806009 - 806010

DOUBLE ZEUS POLE MEDIUM

2 x Square pole mounted floodlight for outdoor installation on a pole diam. 60 mm or 76 mm. Phospho-chromatised and polyester powder coated die-cast copper-free aluminium base and head, tempered safety glass, moulded silicone gaskets and o-rings, with screws in stainless steel. Symmetrical or asymmetrical wide light distribution. Swivel joint with graduated scale and mechanical aiming lock. Built-in LED driver, with 56 x mid-power SAMSUNG 2835 LED. IP66 rating.





SYMMETRIC LIGHT DISTRIBUTION

ASYMMETRIC LIGHT DISTRIBUTION





Technical data

| | |
|--------------|--|
| IP Rating | IP66 |
| IK Rating | IK09 |
| Material | High corrosion resistance die-cast copper-free aluminum body |
| Coating | Polyester powder coating with phosphochromating pre-finish |
| Screws | Stainless steel |
| Transformer | Electrical power supply 220/240V 50/60Hz built-in |
| Gasket | Silicone rubber |
| Glass | Tempered |
| Cable gland | M16 rubber grommet |
| Power cable | Not included |
| Gross weight | 5,00 Kg |

| 806009 DOUBLE ZEUS POLE MEDIUM SYMM 2 X 20 WATT 220-240V 50-60HZ | | | |
|---|--|-------------------|------------------------|
| light source | light beam options | lumen output (lm) | lumin. efficacy (lm/w) |
| 3000°K warm-white | | | |
| mid-power led |  110° | 2 x 1.510 | 75.50 |
| 4000°K neutral-white | | | |
| mid-power led |  110° | 2 x 1.560 | 78.00 |



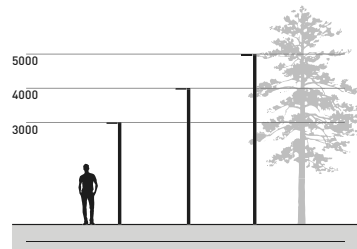
| 806010 DOUBLE ZEUS POLE MEDIUM ASYMM 2 X 20 WATT 220-240V 50-60HZ | | | |
|--|--|-------------------|------------------------|
| light source | light beam options | lumen output (lm) | lumin. efficacy (lm/w) |
| 3000°K warm-white | | | |
| mid-power led |  110°x70° | 2 x 1.560 | 78.00 |
| 4000°K neutral-white | | | |
| mid-power led |  110°x70° | 2 x 1.610 | 80.50 |



Colors options

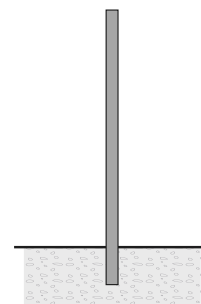
| | | |
|--|---|--|
|  Textured Grey RAL 9006 |  Anthracite Grey RAL 7016 |  Matt Black (on request) |
|--|---|--|

POLES & ACCESSORIES



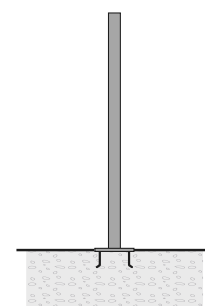
BURIED POLES

| code | article | h. mm. | description |
|--------|--|--------|--|
| 809901 | cylindrical pole 3,5 meters to be buried | 3.500 | Cylindrical pole made in steel S235JR (UNI EN 10219) hot galvanized (UNI EN 1461), diameter 76 mm, thickness 4 mm. Phospho-chromatised and polyester powder coated. Total height including 500 mm to be buried into the ground. Includes IP54 cover plate 132x38 mm and terminal block in double insulation. |
| 809902 | cylindrical pole 4,5 meters to be buried | 4.500 | |
| 809903 | cylindrical pole 5,5 meters to be buried | 5.500 | |
| 809909 | Top cap for pole diam. 76 mm. | | |



POLES WITH BASE-PLATE

| code | article | h. mm. | description |
|--------|---|--------|---|
| 809904 | cylindrical pole 3 meters with base-plate | 3.000 | Cylindrical pole made in steel S235JR (UNI EN 10219) hot galvanized (UNI EN 1461), diameter 76 mm, thickness 4 mm. Phospho-chromatised and polyester powder coated. With base plate dim. 250x250 mm, thickness 10 mm Includes IP54 cover plate 132x38 mm and terminal block in double insulation. |
| 809905 | cylindrical pole 4 meters with base-plate | 4.000 | |
| 809906 | cylindrical pole 5 meters with base-plate | 5.000 | |
| 809907 | anchorage unit for base-plate | | Base plate dim. 250x250 mm, thickness 3 mm, made in galvanized steel complete of nr. 4 anchorage threaded bolts |
| 809909 | Top cap for pole diam. 76 mm. | | |





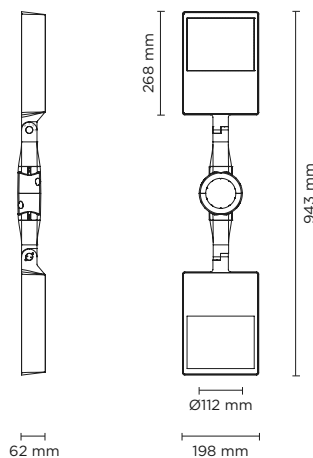
Technical features



806011 - 806012

DOUBLE ZEUS POLE MAXI

2 x Square pole mounted floodlight for outdoor installation on a pole diam. 60 mm or 76 mm. Phospho-chromatised and polyester powder coated die-cast copper-free aluminium base and head, tempered safety glass, moulded silicone gaskets and o-rings, with screws in stainless steel. Symmetrical or asymmetrical wide light distribution. Swivel joint with graduated scale and mechanical aiming lock. Built-in LED driver, with 120 x mid-power SAMSUNG 2835 LED. IP656 rating.





SYMMETRIC LIGHT DISTRIBUTION

ASYMMETRIC LIGHT DISTRIBUTION





Technical data

| | |
|--------------|--|
| IP Rating | IP66 |
| IK Rating | IK09 |
| Material | High corrosion resistance die-cast copper-free aluminum body |
| Coating | Polyester powder coating with phosphochromating pre-finish |
| Screws | Stainless steel |
| Transformer | Electrical power supply 220/240V 50/60Hz built-in |
| Gasket | Silicone rubber |
| Glass | Tempered |
| Cable gland | M16 rubber grommet |
| Power cable | Not included |
| Gross weight | 7,50 Kg |

| 806011 SINGLE ZEUS POLE MAXI SYMM 2 X 42 WATT 220-240V 50-60HZ | | | |
|---|--|-------------------|------------------------|
| light source | light beam options | lumen output (lm) | lumin. efficacy (lm/w) |
| 3000°K warm-white | | | |
| mid-power led |  110° | 2 x 3.900 | 92.86 |
| 4000°K neutral-white | | | |
| mid-power led |  110° | 2 x 3.940 | 93.80 |



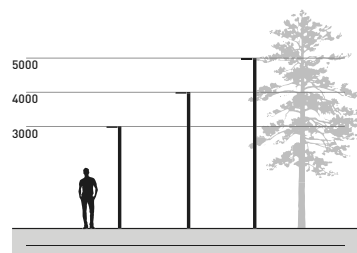
| 806012 SINGLE ZEUS POLE MAXI ASYMM 2 X 42 WATT 220-240V 50-60HZ | | | |
|--|--|-------------------|------------------------|
| light source | light beam options | lumen output (lm) | lumin. efficacy (lm/w) |
| 3000°K warm-white | | | |
| mid-power led |  110°x70° | 2 x 2.995 | 71.31 |
| 4000°K neutral-white | | | |
| mid-power led |  110°x70° | 2 x 3.010 | 71.67 |



Colors options

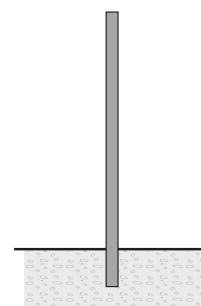
| | | |
|--|---|--|
|  Textured Grey RAL 9006 |  Anthracite Grey RAL 7016 |  Matt Black (on request) |
|--|---|--|

POLES & ACCESSORIES



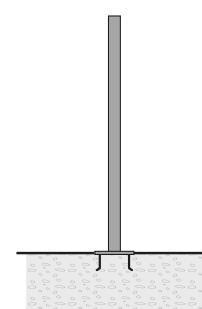
BURIED POLES

| code | article | h. mm. | description |
|--------|--|--------|--|
| 809901 | cylindrical pole 3,5 meters to be buried | 3.500 | Cylindrical pole made in steel S235JR (UNI EN 10219) hot galvanized (UNI EN 1461), diameter 76 mm, thickness 4 mm. |
| 809902 | cylindrical pole 4,5 meters to be buried | 4.500 | Phospho-chromatised and polyester powder coated. Total height including 500 mm to be buried into the ground. Includes IP54 cover plate 132x38 mm and terminal block in double insulation. |
| 809903 | cylindrical pole 5,5 meters to be buried | 5.500 | |
| 809909 | Top cap for pole diam. 76 mm. | | |



POLES WITH BASE-PLATE

| code | article | h. mm. | description |
|--------|---|--------|---|
| 809904 | cylindrical pole 3 meters with base-plate | 3.000 | Cylindrical pole made in steel S235JR (UNI EN 10219) hot galvanized (UNI EN 1461), diameter 76 mm, thickness 4 mm. |
| 809905 | cylindrical pole 4 meters with base-plate | 4.000 | Phospho-chromatised and polyester powder coated. With base plate dim. 250x250 mm, thickness 10 mm |
| 809906 | cylindrical pole 5 meters with base-plate | 5.000 | Includes IP54 cover plate 132x38 mm and terminal block in double insulation. |
| 809907 | anchorage unit for base-plate | | Base plate dim. 250x250 mm, thickness 3 mm, made in galvanized steel complete of nr. 4 anchorage threaded bolts |
| 809909 | Top cap for pole diam. 76 mm. | | |

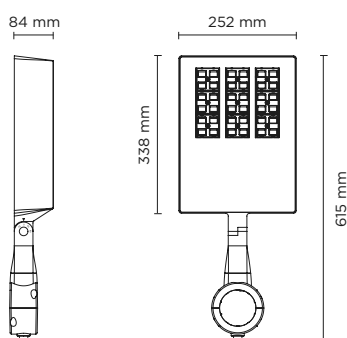




806001 - 806002

SINGLE ZEUS POLE 36-48

Square pole mounted floodlight for outdoor installation on a pole diam. 60 mm or 76 mm. Phospho-chromatised and polyester powder coated die-cast copper-free aluminium body, tempered safety glass, moulded silicone gasket and stainless steel screws. Flange for pole diam. 60 mm or 76 mm included. Built-in LED driver 220-240V 50-60Hz, with 36 or 48 CREE XP-G2 LED. IP66 rating.



Technical features



Technical data





| | |
|-------------|--|
| IP Rating | IP66 |
| IK Rating | IK09 |
| Material | High corrosion resistance die-cast copper-free aluminum body |
| Coating | Polyester powder coating with phosphochromating pre-finish |
| Screws | Stainless steel |
| Transformer | Electrical power supply 220/240V 50/60Hz built-in |
| Gasket | Silicone rubber |
| Glass | Tempered |
| Cable gland | M16 rubber grommet |
| Power cable | Not included |
| Weight | Kg 5,50 |

CYCLE ROUTE / PEDESTRIAN







STREET



| 806001 | SINGLE ZEUS POLE 36 56 WATT 220-240V 50-60HZ | | |
|-----------------------------|--|-------------------|------------------------|
| light source* | light beam options | lumen output (lm) | lumin. efficacy (lm/w) |
| 3000°K warm-white | | | |
| high power led |  cycle route pedestrian | 4.888 | 87.28 |
| high power led |  street | 4.888 | 87.28 |
| 4000°K neutral-white | | | |
| high power led |  cycle route pedestrian | 5.040 | 90.00 |
| high power led |  street | 5.040 | 90.00 |

* Other light colors available on request: Neutral-white

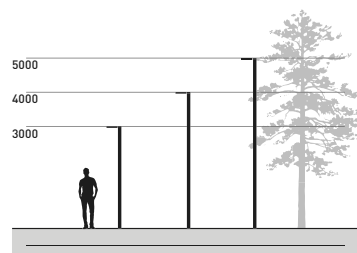
| 806002 | SINGLE ZEUS POLE 48 75 WATT 220-240V 50-60HZ | | |
|-----------------------------|--|-------------------|------------------------|
| light source* | light beam options | lumen output (lm) | lumin. efficacy (lm/w) |
| 3000°K warm-white | | | |
| high power led |  cycle route pedestrian | 6.474 | 86.33 |
| high power led |  street | 6.474 | 86.33 |
| 4000°K neutral-white | | | |
| high power led |  cycle route pedestrian | 6.675 | 89.00 |
| high power led |  street | 6.675 | 89.00 |

* Other light colors available on request: Neutral-white

Colors options

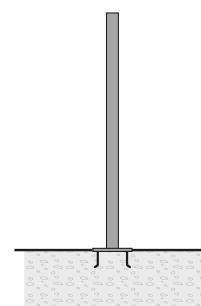
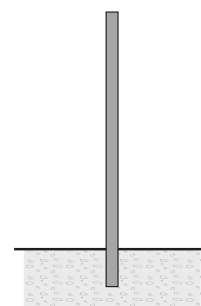
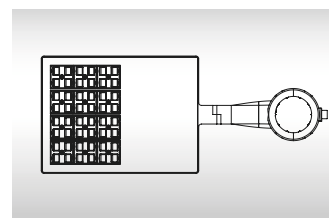
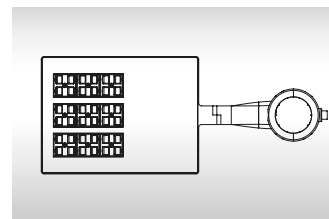
 Textured Grey RAL 9006
  Anthracite Grey RAL 7016
  Matt Black (on request)

POLES & ACCESSORIES



| BURIED POLES | | | |
|--------------|--|--------|--|
| code | article | h. mm. | description |
| 809901 | cylindrical pole 3,5 meters to be buried | 3.500 | Cylindrical pole made in steel S235JR (UNI EN 10219) hot galvanized (UNI EN 1461), diameter 76 mm, thickness 4 mm. Phospho-chromatised and polyester powder coated. Total height including 500 mm to be buried into the ground. Includes IP54 cover plate 132x38 mm and terminal block in double insulation. |
| 809902 | cylindrical pole 4,5 meters to be buried | 4.500 | |
| 809903 | cylindrical pole 5,5 meters to be buried | 5.500 | |
| 809909 | Top cap for pole diam. 76 mm. | | |

| POLES WITH BASE-PLATE | | | |
|-----------------------|---|--------|---|
| code | article | h. mm. | description |
| 809904 | cylindrical pole 3 meters with base-plate | 3.000 | Cylindrical pole made in steel S235JR (UNI EN 10219) hot galvanized (UNI EN 1461), diameter 76 mm, thickness 4 mm. Phospho-chromatised and polyester powder coated. With base plate dim. 250x250 mm, thickness 10 mm Includes IP54 cover plate 132x38 mm and terminal block in double insulation. |
| 809905 | cylindrical pole 4 meters with base-plate | 4.000 | |
| 809906 | cylindrical pole 5 meters with base-plate | 5.000 | |
| 809907 | anchorage unit for base-plate | | Base plate dim. 250x250 mm, thickness 3 mm, made in galvanized steel complete of nr. 4 anchorage threaded bolts |
| 809909 | Top cap for pole diam. 76 mm. | | |

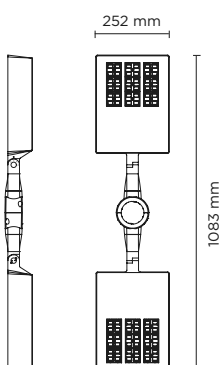




806003 - 806004

DOUBLE ZEUS POLE 36-48

2 x square pole mounted floodlight for outdoor installation on a pole diam. 60 mm or 76 mm. Phospho-chromatised and polyester powder coated die-cast copper-free aluminium body, tempered safety glass, moulded silicone gasket and stainless steel screws. Flange for pole diam. 60 mm or 76 mm included. Built-in LED driver 220-240V 50-60Hz, with 2x36 or 2x48 CREE XP-G2 LED. IP66 rating.



Technical features



Technical data





| | |
|-------------|--|
| IP Rating | IP66 |
| IK Rating | IK09 |
| Material | High corrosion resistance die-cast copper-free aluminum body |
| Coating | Polyester powder coating with phosphochromating pre-finish |
| Screws | Stainless steel |
| Transformer | Electrical power supply 220/240V 50/60Hz built-in |
| Gasket | Silicone rubber |
| Glass | Tempered |
| Cable gland | M16 rubber grommet |
| Power cable | Not included |
| Weight | Kg 10,50 |

CYCLE ROUTE / PEDESTRIAN







STREET



| 806003 DOUBLE ZEUS POLE 36 2X56 WATT 220-240V 50-60HZ | | | |
|---|--|-------------------|------------------------|
| light source* | light beam options | lumen output (lm) | lumin. efficacy (lm/w) |
| 3000°K warm-white | | | |
| high power led |  cycle route pedestrian | 2 x 4.888 | 87.28 |
| high power led |  street | 2 x 4.888 | 87.28 |
| 4000°K neutral-white | | | |
| high power led |  cycle route pedestrian | 2 x 5.040 | 90.00 |
| high power led |  street | 2 x 5.040 | 90.00 |

* Other light colors available on request: Neutral-white

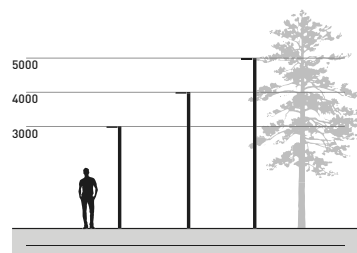
| 806004 DOUBLE ZEUS POLE 48 2X75 WATT 220-240V 50-60HZ | | | |
|---|--|-------------------|------------------------|
| light source* | light beam options | lumen output (lm) | lumin. efficacy (lm/w) |
| 3000°K warm-white | | | |
| high power led |  cycle route pedestrian | 2 x 6.474 | 86.33 |
| high power led |  street | 2 x 6.474 | 86.33 |
| 4000°K neutral-white | | | |
| high power led |  cycle route pedestrian | 2 x 6.675 | 89.00 |
| high power led |  street | 2 x 6.675 | 89.00 |

* Other light colors available on request: Neutral-white

Colors options

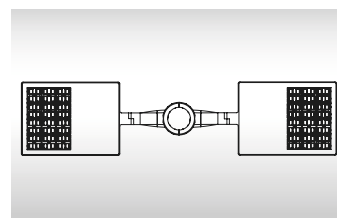
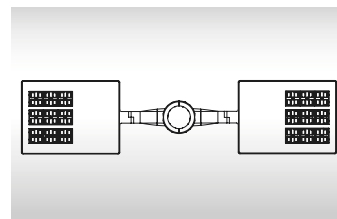
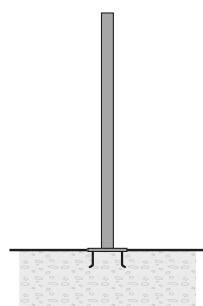
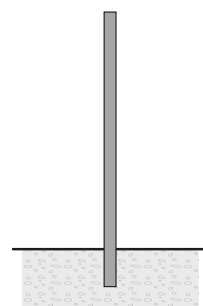
 Textured Grey RAL 9006
  Anthracite Grey RAL 7016
  Matt Black (on request)

POLES & ACCESSORIES



| BURIED POLES | | | |
|--------------|--|--------|--|
| code | article | h. mm. | description |
| 809901 | cylindrical pole 3,5 meters to be buried | 3.500 | Cylindrical pole made in steel S235JR (UNI EN 10219) hot galvanized (UNI EN 1461), diameter 76 mm, thickness 4 mm. Phospho-chromatised and polyester powder coated. Total height including 500 mm to be buried into the ground. Includes IP54 cover plate 132x38 mm and terminal block in double insulation. |
| 809902 | cylindrical pole 4,5 meters to be buried | 4.500 | |
| 809903 | cylindrical pole 5,5 meters to be buried | 5.500 | |
| 809909 | Top cap for pole diam. 76 mm. | | |

| POLES WITH BASE-PLATE | | | |
|-----------------------|---|--------|---|
| code | article | h. mm. | description |
| 809904 | cylindrical pole 3 meters with base-plate | 3.000 | Cylindrical pole made in steel S235JR (UNI EN 10219) hot galvanized (UNI EN 1461), diameter 76 mm, thickness 4 mm. Phospho-chromatised and polyester powder coated. With base plate dim. 250x250 mm, thickness 10 mm Includes IP54 cover plate 132x38 mm and terminal block in double insulation. |
| 809905 | cylindrical pole 4 meters with base-plate | 4.000 | |
| 809906 | cylindrical pole 5 meters with base-plate | 5.000 | |
| 809907 | anchorage unit for base-plate | | Base plate dim. 250x250 mm, thickness 3 mm, made in galvanized steel complete of nr. 4 anchorage threaded bolts |
| 809909 | Top cap for pole diam. 76 mm. | | |

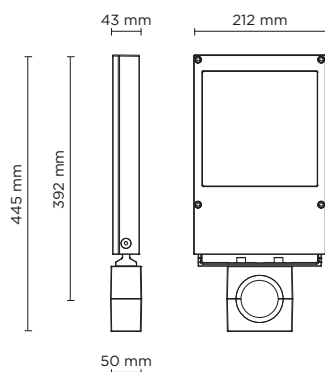




803001 - 803002

SINGLE BOOK POLE TOP MAXI

Square pole-top mounted floodlight for outdoor installation on a pole diam. 60 mm or 76 mm. Phospho-chromatised and polyester powder coated die-cast copper-free aluminium body, tempered safety glass, moulded silicone gasket and stainless steel screws. Flange for pole diam. 60 mm or 76 mm included. Built-in LED driver 220-240V 50-60Hz, with 12 or 24 CREE XP-G3 LED. IP65 rating.



CYCLE ROUTE / PEDESTRIAN



STREET





Technical features



Technical data

| | |
|--------------|--|
| IP Rating | IP65 |
| IK Rating | IK08 |
| Material | High corrosion resistance die-cast copper-free aluminum body |
| Coating | Polyester powder coating with phosphochromating pre-finish |
| Screws | Stainless steel |
| Light source | NR. 12 -> 24 x 1.5W CREE "XP-G3" LED |
| Gasket | Silicone rubber |
| Glass | Tempered |
| Transformer | Electronic transformer 220/240V 50/60Hz included |
| Cable gland | Double nickel-plated brass cable gland PG9 |
| Power cable | 3 m neoprene power cable included |
| Weight | 3,00 Kg |






| 803001 SINGLE BOOK POLE - TOP MAXI 12 LED 18 WATT 220-240V 50-60HZ ELECTRONIC | | | |
|--|--|-------------------|------------------------|
| light source* | light beam options | lumen output (lm) | lumin. efficacy (lm/w) |
| 3000°K warm-white | | | |
| high power led |  cycle route pedestrian | 1.728 | 96.00 |
| high power led |  street | 1.728 | 96.00 |

* Other light colors available on request: Neutral-white

Colors options

 Textured Grey RAL 9006
  Anthracite Grey RAL 7016
  Matt Black (on request)



| 803002 SINGLE BOOK POLE - TOP MAXI 24 LED 36 WATT 220-240V 50-60HZ ELECTRONIC | | | |
|--|--|-------------------|------------------------|
| light source* | light beam options | lumen output (lm) | lumin. efficacy (lm/w) |
| 3000°K warm-white | | | |
| high power led |  cycle route pedestrian | 3.456 | 96.00 |
| high power led |  street | 3.456 | 96.00 |

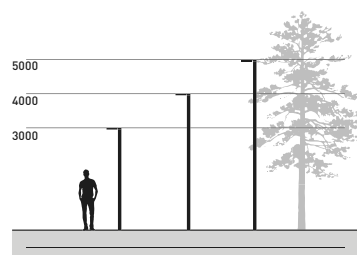
* Other light colors available on request: Neutral-white

Colors options

 Textured Grey RAL 9006
  Anthracite Grey RAL 7016
  Matt Black (on request)

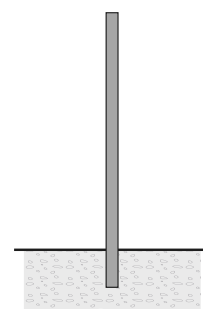


POLES & ACCESSORIES



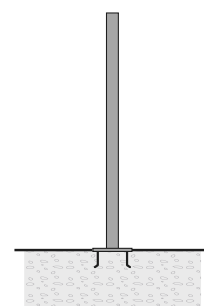
BURIED POLES

| code | article | h. mm. | description |
|--------|--|--------|--|
| 809901 | cylindrical pole 3,5 meters to be buried | 3.500 | Cylindrical pole made in steel S235JR (UNI EN 10219) hot galvanized (UNI EN 1461), diameter 76 mm, thickness 4 mm. |
| 809902 | cylindrical pole 4,5 meters to be buried | 4.500 | Phospho-chromatised and polyester powder coated. Total height including 500 mm to be buried into the ground. Includes IP54 cover plate 132x38 mm and terminal block in double insulation. |
| 809903 | cylindrical pole 5,5 meters to be buried | 5.500 | |
| 809909 | Top cap for pole diam. 76 mm. | | |



POLES WITH BASE-PLATE

| code | article | h. mm. | description |
|--------|---|--------|---|
| 809904 | cylindrical pole 3 meters with base-plate | 3.000 | Cylindrical pole made in steel S235JR (UNI EN 10219) hot galvanized (UNI EN 1461), diameter 76 mm, thickness 4 mm. |
| 809905 | cylindrical pole 4 meters with base-plate | 4.000 | Phospho-chromatised and polyester powder coated. With base plate dim. 250x250 mm, thickness 10 mm Includes IP54 cover plate 132x38 mm and terminal block in double insulation. |
| 809906 | cylindrical pole 5 meters with base-plate | 5.000 | |
| 809907 | anchorage unit for base-plate | | Base plate dim. 250x250 mm, thickness 3 mm, made in galvanized steel complete of nr. 4 anchorage threaded bolts |
| 809909 | Top cap for pole diam. 76 mm. | | |

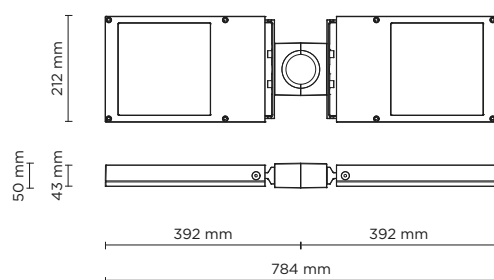




803003 - 803004

DOUBLE BOOK POLE TOP MAXI

2 x square pole-top mounted floodlight for outdoor installation on a pole diam. 60 mm or 76 mm. Phospho-chromatised and polyester powder coated die-cast copper-free aluminium body, tempered safety glass, moulded silicone gasket and stainless steel screws. Flange for pole diam. 60 mm or 76 mm included. Built-in LED driver 220-240V 50-60Hz, with 2 x 12 or 24 CREE XP-G3 LED. IP65 rating.



CYCLE ROUTE / PEDESTRIAN



STREET





Technical features



Technical data

| | |
|--------------|--|
| IP Rating | IP65 |
| IK Rating | IK08 |
| Material | High corrosion resistance die-cast copper-free aluminum body |
| Coating | Polyester powder coating with phosphochromating pre-finish |
| Screws | Stainless steel |
| Light source | NR. 2 x 12 -> 24 x 1.5W CREE "XP-G3" LED |
| Gasket | Silicone rubber |
| Glass | Tempered |
| Transformer | Electronic transformer 220/240V 50/60Hz included |
| Cable gland | Double nickel-plated brass cable gland PG9 |
| Power cable | 3 m neoprene power cable included |
| Weight | 5,80 Kg |






| 803003 DOUBLE BOOK POLE - TOP MAXI 12 LED 2 x 18 WATT 220-240V 50-60HZ ELECTRONIC | | | |
|--|--|-------------------|------------------------|
| light source* | light beam options | lumen output (lm) | lumin. efficacy (lm/w) |
| 3000°K warm-white | | | |
| high power led |  cycle route pedestrian | 2 x 1.728 | 96.00 |
| high power led |  street | 2 x 1.728 | 96.00 |

* Other light colors available on request: Neutral-white

Colors options

 Textured Grey RAL 9006
  Anthracite Grey RAL 7016
  Matt Black (on request)



| 803004 DOUBLE BOOK POLE - TOP MAXI 24 LED 2 x 36 WATT 220-240V 50-60HZ ELECTRONIC | | | |
|--|--|-------------------|------------------------|
| light source* | light beam options | lumen output (lm) | lumin. efficacy (lm/w) |
| 3000°K warm-white | | | |
| high power led |  cycle route pedestrian | 2 x 3.456 | 96.00 |
| high power led |  street | 2 x 3.456 | 96.00 |

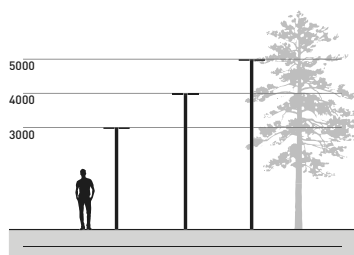
* Other light colors available on request: Neutral-white

Colors options

 Textured Grey RAL 9006
  Anthracite Grey RAL 7016
  Matt Black (on request)

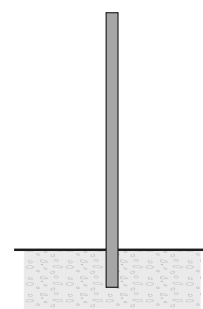


POLES & ACCESSORIES



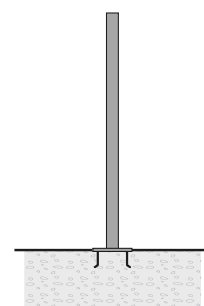
BURIED POLES

| code | article | h. mm. | description |
|--------|--|--------|--|
| 809901 | cylindrical pole 3,5 meters to be buried | 3.500 | Cylindrical pole made in steel S235JR (UNI EN 10219) hot galvanized (UNI EN 1461), diameter 76 mm, thickness 4 mm. |
| 809902 | cylindrical pole 4,5 meters to be buried | 4.500 | Phospho-chromatised and polyester powder coated. Total height including 500 mm to be buried into the ground. Includes IP54 cover plate 132x38 mm and terminal block in double insulation. |
| 809903 | cylindrical pole 5,5 meters to be buried | 5.500 | |
| 809909 | Top cap for pole diam. 76 mm. | | |



POLES WITH BASE-PLATE

| code | article | h. mm. | description |
|--------|---|--------|---|
| 809904 | cylindrical pole 3 meters with base-plate | 3.000 | Cylindrical pole made in steel S235JR (UNI EN 10219) hot galvanized (UNI EN 1461), diameter 76 mm, thickness 4 mm. |
| 809905 | cylindrical pole 4 meters with base-plate | 4.000 | Phospho-chromatised and polyester powder coated. With base plate dim. 250x250 mm, thickness 10 mm |
| 809906 | cylindrical pole 5 meters with base-plate | 5.000 | Includes IP54 cover plate 132x38 mm and terminal block in double insulation. |
| 809907 | anchorage unit for base-plate | | Base plate dim. 250x250 mm, thickness 3 mm, made in galvanized steel complete of nr. 4 anchorage threaded bolts |
| 809909 | Top cap for pole diam. 76 mm. | | |

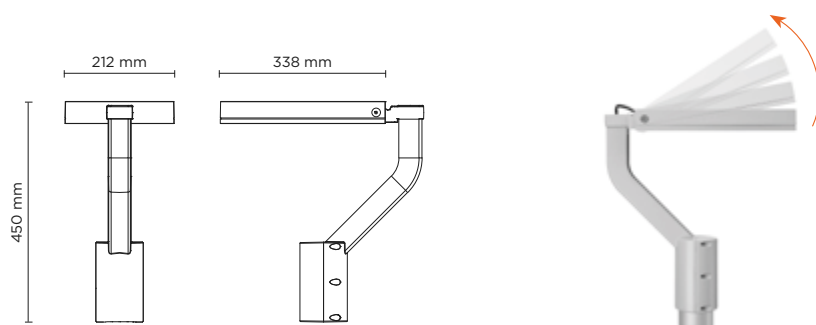




803005 - 803006

BOOK ARM POLE TOP MAXI

Square pole-top mounted floodlight for outdoor installation on a pole diam. 60 mm with single supporting arm. Phospho-chromatised and polyester powder coated die-cast copper-free aluminium body, tempered safety glass, moulded silicone gasket and stainless steel screws. Built-in LED driver 220-240V 50-60Hz, with 12 or 24 CREE XP-G3 LED. IP65 rating.



Technical features



Technical data






| | |
|--------------|--|
| IP Rating | IP65 |
| IK Rating | IK08 |
| Material | High corrosion resistance die-cast copper-free aluminum body |
| Coating | Polyester powder coating with phosphochromating pre-finish |
| Screws | Stainless steel |
| Light source | NR. 12 -> 24 x 1.5W CREE "XP-G3" LED |
| Gasket | Silicone rubber |
| Glass | Tempered |
| Transformer | Electronic transformer 220/240V 50/60Hz included |
| Cable gland | Double M20 rubber grommet Rutaseal® in EPDM |
| Power cable | 3 m neoprene power cable included |
| Weight | 3,60 Kg |

CYCLE ROUTE / PEDESTRIAN









STREET



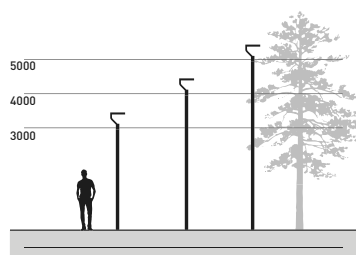
| 803005 | | | |
|---|---|--|------------------------|
| BOOK ARM POLE - TOP MAXI 12 LED 18 WATT 220-240V 50-60HZ ELECTRONIC | | | |
| light source* | light beam options | lumen output (lm) | lumin. efficacy (lm/w) |
| 3000°K warm-white | | | |
| high power led |  cycle route pedestrian | 1.728 | 96.00 |
| high power led |  street | 1.728 | 96.00 |
| * Other light colors available on request: Neutral-white | | | |
| Colors options | | | |
|  Textured Grey RAL 9006 |  Anthracite Grey RAL 7016 |  Matt Black (on request) | |



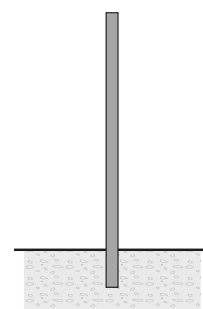
| 803006 | | | |
|---|---|--|------------------------|
| BOOK ARM POLE - TOP MAXI 24 LED 36 WATT 220-240V 50-60HZ ELECTRONIC | | | |
| light source* | light beam options | lumen output (lm) | lumin. efficacy (lm/w) |
| 3000°K warm-white | | | |
| high power led |  cycle route pedestrian | 3.456 | 96.00 |
| high power led |  street | 3.456 | 96.00 |
| * Other light colors available on request: Neutral-white | | | |
| Colors options | | | |
|  Textured Grey RAL 9006 |  Anthracite Grey RAL 7016 |  Matt Black (on request) | |



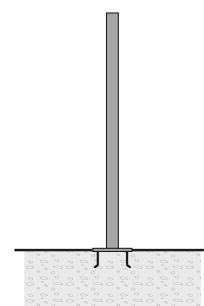
POLES & ACCESSORIES




| BURIED POLES | | | |
|--------------|--|--------|--|
| code | article | h. mm. | description |
| 809901 | cylindrical pole 3,5 meters to be buried | 3.500 | Cylindrical pole made in steel S235JR (UNI EN 10219) hot galvanized (UNI EN 1461), diameter 76 mm, thickness 4 mm. |
| 809902 | cylindrical pole 4,5 meters to be buried | 4.500 | Phospho-chromatised and polyester powder coated. Total height including 500 mm to be buried into the ground. Includes IP54 cover plate 132x38 mm and terminal block in double insulation. |
| 809903 | cylindrical pole 5,5 meters to be buried | 5.500 | |
| 809908 | adapter diam. 76mm -> 60mm | | Adapter for pole diam. 76 mm, allow the diameter reduction to 60 mm |



| POLES WITH BASE-PLATE | | | |
|-----------------------|---|--------|---|
| code | article | h. mm. | description |
| 809904 | cylindrical pole 3 meters with base-plate | 3.000 | Cylindrical pole made in steel S235JR (UNI EN 10219) hot galvanized (UNI EN 1461), diameter 76 mm, thickness 4 mm. |
| 809905 | cylindrical pole 4 meters with base-plate | 4.000 | Phospho-chromatised and polyester powder coated. With base plate dim. 250x250 mm, thickness 10 mm |
| 809906 | cylindrical pole 5 meters with base-plate | 5.000 | Includes IP54 cover plate 132x38 mm and terminal block in double insulation. |
| 809907 | anchorage unit for base-plate | | Base plate dim. 250x250 mm, thickness 3 mm, made in galvanized steel complete of nr. 4 anchorage threaded bolts |
| 809908 | adapter diam. 76mm -> 60mm | | dapter for pole diam. 76 mm, allow the diameter reduction to 60 mm |

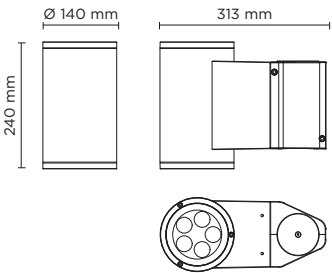




804001

SINGLE TECH POLE TOP MEDIUM 01 ROUND

Round pole-top mounted luminaire for outdoor installation on a pole diam. 60 mm or 76 mm, with downward light distribution. Phospho-chromatised and polyester powder coated die-cast copper-free aluminium body, tempered safety glass, moulded silicone gasket and stainless steel screws. Clamp for pole diam 60 mm or 76 mm included. Built-in LED driver 220-240V 50-60Hz, with 5 CREE XP-G3 LED. IP65 rating.



| light source | light beam options | lumen output (lm) | lumin. efficacy (lm/w) |
|-----------------------------|--------------------|-------------------|------------------------|
| 3000°K warm-white | | | |
| high-power led | 10° | 720 | 90.00 |
| high-power led | 30° | 684 | 85.50 |
| high-power led | 45° | 650 | 81.25 |
| 4000°K neutral-white | | | |
| high-power led | 10° | 750 | 93.75 |
| high-power led | 30° | 713 | 89.13 |
| high-power led | 45° | 677 | 84.63 |

Finish color options:

- Textured Grey RAL 9006
- Anthracite Grey RAL 7016
- Matt Black (on request)


Technical features



Technical data

| | |
|--------------|--|
| Wattage | 8 WATT |
| IP Rating | IP65 |
| IK Rating | IK09 |
| Material | High corrosion resistance die-cast copper-free aluminum body |
| Coating | Polyester powder coating with phosphochromating pre-finish |
| Screws | Stainless steel |
| Light source | NR. 5 x 1.5W CREE "XP-G3" LED |
| Gasket | Silicone rubber |
| Glass | Tempered |
| Transformer | Electronic transformer 220/240V 50/60Hz included |
| Power cable | 3 m neoprene power cable included |
| Weight | 3,80 Kg |

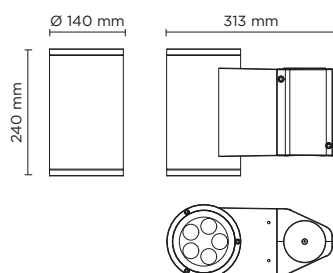







804005

SINGLE TECH POLE TOP MEDIUM 01 ROUND PRO

Round pole-top mounted luminaire for outdoor installation on a pole diam. 60 mm or 76 mm, with downward light distribution. Phospho-chromatised and polyester powder coated die-cast copper-free aluminium body, tempered safety glass, moulded silicone gasket and stainless steel screws. Clamp for pole diam 60 mm or 76 mm included. Built-in LED driver 220-240V 50-60Hz, with 5 CREE XP-L LED. IP65 rating.



| light source* | light beam options | lumen output (lm) | lumin. efficacy (lm/w) |
|--------------------------|---|-------------------|------------------------|
| 3000°K warm-white | | | |
| high-power led |  10° | 1.300 | 92.86 |
| high-power led |  30° | 1.230 | 87.86 |
| high-power led |  45° | 1.170 | 83.57 |

* Other light colors available on request: Neutral-White

Finish color options:

 Textured Grey RAL 9006
  Anthracite Grey RAL 7016
  Matt Black (on request)

Technical features



Technical data

| | |
|--------------|--|
| Wattage | 14 WATT |
| IP Rating | IP65 |
| IK Rating | IK09 |
| Material | High corrosion resistance die-cast copper-free aluminum body |
| Coating | Polyester powder coating with phosphochromating pre-finish |
| Screws | Stainless steel |
| Light source | NR. 5 CREE "XP-L" LED |
| Gasket | Silicone rubber |
| Glass | Tempered |
| Transformer | Electronic transformer 220/240V 50/60Hz included |
| Power cable | 3 m neoprene power cable included |
| Weight | 3,80 Kg |

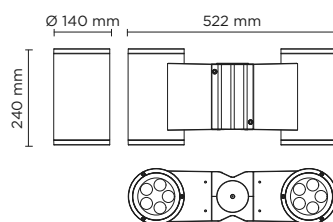




804002

DOUBLE TECH POLE TOP MEDIUM 01 ROUND

2 x round pole-top mounted luminaire for outdoor installation on a pole diam. 60 mm or 76 mm, with downward light distribution. Phospho-chromatised and polyester powder coated die-cast copper-free aluminium body, tempered safety glass, moulded silicone gasket and stainless steel screws. Clamp for pole diam 60 mm or 76 mm included. Built-in LED driver 220-240V 50-60Hz, with 2 x 5 CREE XP-G3 LED. IP65 rating.



| light source | light beam options | lumen output (lm) | lumin. efficacy (lm/w) |
|-----------------------------|--------------------|-------------------|------------------------|
| 3000°K warm-white | | | |
| high-power led | 10° | 2 x 720 | 90.00 |
| high-power led | 30° | 2 x 684 | 85.50 |
| high-power led | 45° | 2 x 650 | 81.25 |
| 4000°K neutral-white | | | |
| high-power led | 10° | 2 x 750 | 93.75 |
| high-power led | 30° | 2 x 713 | 89.13 |
| high-power led | 45° | 2 x 677 | 84.63 |

Finish color options:

Textured Grey RAL 9006
 Anthracite Grey RAL 7016
 Matt Black (on request)

Technical features



Technical data

| | |
|--------------|--|
| Wattage | 2 x 8 WATT |
| IP Rating | IP65 |
| IK Rating | IK09 |
| Material | High corrosion resistance die-cast copper-free aluminum body |
| Coating | Polyester powder coating with phosphochromating pre-finish |
| Screws | Stainless steel |
| Light source | NR. 2 x 5 x 1.5W CREE "XP-G3" LED |
| Gasket | Silicone rubber |
| Glass | Tempered |
| Transformer | Electronic transformer 220/240V 50/60Hz included |
| Power cable | 3 m neoprene power cable included |
| Weight | 7,00 Kg |

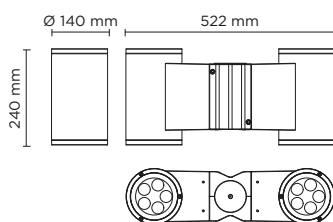




804006

DOUBLE TECH POLE TOP MEDIUM 01 ROUND PRO

2 x round pole-top mounted luminaire for outdoor installation on a pole diam. 60 mm or 76 mm, with downward light distribution. Phospho-chromatised and polyester powder coated die-cast copper-free aluminium body, tempered safety glass, moulded silicone gasket and stainless steel screws. Clamp for pole diam 60 mm or 76 mm included. Built-in LED driver 220-240V 50-60Hz, with 2 x 5 CREE XP-L LED. IP65 rating.



Technical features



Technical data


| | |
|--------------|--|
| Wattage | 2 x 14 WATT |
| IP Rating | IP65 |
| IK Rating | IK09 |
| Material | High corrosion resistance die-cast copper-free aluminum body |
| Coating | Polyester powder coating with phosphochromating pre-finish |
| Screws | Stainless steel |
| Light source | NR. 2 x 5 CREE "XP-L" LED |
| Gasket | Silicone rubber |
| Glass | Tempered |
| Transformer | Electronic transformer 220/240V 50/60Hz included |
| Power cable | 3 m neoprene power cable included |
| Weight | 7,00 Kg |

| light source* | light beam options | lumen output (lm) | lumin. efficacy (lm/w) |
|--------------------------|--------------------|-------------------|------------------------|
| 3000°K warm-white | | | |
| high-power led | 10° | 2 x 1.300 | 92.86 |
| high-power led | 30° | 2 x 1.230 | 87.86 |
| high-power led | 45° | 2 x 1.170 | 83.57 |

* Other light colors available on request: Neutral-White

Finish color options:

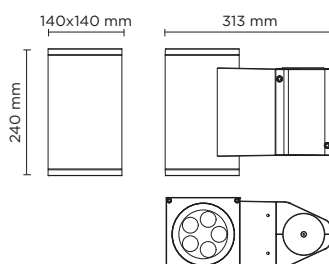




804003

SINGLE TECH POLE TOP MEDIUM 01 SQUARE

Square pole-top mounted luminaire for outdoor installation on a pole diam. 60 mm or 76 mm, with downward light distribution. Phospho-chromatised and polyester powder coated die-cast copper-free aluminium body, tempered safety glass, moulded silicone gasket and stainless steel screws. Clamp for pole diam 60 mm or 76 mm included. Built-in LED driver 220-240V 50-60Hz, with 5 CREE XP-G3 LED. IP65 rating.



| light source | light beam options | lumen output (lm) | lumin. efficacy (lm/w) |
|-----------------------------|--------------------|-------------------|------------------------|
| 3000°K warm-white | | | |
| high-power led | 10° | 720 | 90.00 |
| high-power led | 30° | 684 | 85.50 |
| high-power led | 45° | 650 | 81.25 |
| 4000°K neutral-white | | | |
| high-power led | 10° | 750 | 93.75 |
| high-power led | 30° | 713 | 89.13 |
| high-power led | 45° | 677 | 84.63 |

Finish color options:

- Textured Grey RAL 9006
 Anthracite Grey RAL 7016
 Matt Black (on request)


Technical features



Technical data

| | |
|--------------|--|
| Wattage | 8 WATT |
| IP Rating | IP65 |
| IK Rating | IK09 |
| Material | High corrosion resistance die-cast copper-free aluminum body |
| Coating | Polyester powder coating with phosphochromating pre-finish |
| Screws | Stainless steel |
| Light source | NR. 5 x 1.5W CREE "XP-G3" LED |
| Gasket | Silicone rubber |
| Glass | Tempered |
| Transformer | Electronic transformer 220/240V 50/60Hz included |
| Power cable | 3 m neoprene power cable included |
| Weight | 3,80 Kg |

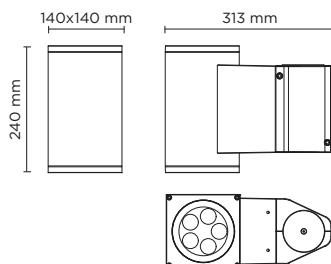




804007

SINGLE TECH POLE TOP MEDIUM 01 SQUARE PRO

Square pole-top mounted luminaire for outdoor installation on a pole diam. 60 mm or 76 mm, with downward light distribution. Phosphochromatised and polyester powder coated die-cast copper-free aluminium body, tempered safety glass, moulded silicone gasket and stainless steel screws. Clamp for pole diam 60 mm or 76 mm included. Built-in LED driver 220-240V 50-60Hz, with 5 CREE XP-L LED. IP65 rating.



| light source* | light beam options | lumen output (lm) | lumin. efficacy (lm/w) |
|--------------------------|--------------------|-------------------|------------------------|
| 3000°K warm-white | | | |
| high-power led | 10° | 1.300 | 92.86 |
| high-power led | 30° | 1.230 | 87.86 |
| high-power led | 45° | 1.170 | 83.57 |

* Other light colors available on request: Neutral-White

Finish color options:

| | | |
|------------------------|--------------------------|-------------------------|
| Textured Grey RAL 9006 | Anthracite Grey RAL 7016 | Matt Black (on request) |
|------------------------|--------------------------|-------------------------|

Technical features



Technical data

| | |
|--------------|--|
| Wattage | 14 WATT |
| IP Rating | IP65 |
| IK Rating | IK09 |
| Material | High corrosion resistance die-cast copper-free aluminum body |
| Coating | Polyester powder coating with phosphochromating pre-finish |
| Screws | Stainless steel |
| Light source | NR. 5 CREE "XP-L" LED |
| Gasket | Silicone rubber |
| Glass | Tempered |
| Transformer | Electronic transformer 220/240V 50/60Hz included |
| Power cable | 3 m neoprene power cable included |
| Weight | 3,80 Kg |

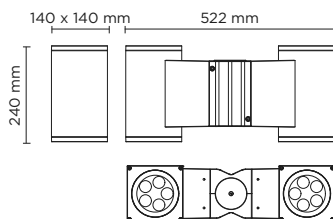




804004

DOUBLE TECH POLE TOP MEDIUM 01 SQUARE

2 x square pole-top mounted luminaire for outdoor installation on a pole diam. 60 mm or 76 mm, with downward light distribution. Phospho-chromatised and polyester powder coated die-cast copper-free aluminium body, tempered safety glass, moulded silicone gasket and stainless steel screws. Clamp for pole diam 60 mm or 76 mm included. Built-in LED driver 220-240V 50-60Hz, with 2 x 5 CREE XP-G3 LED. IP65 rating.



| light source | light beam options | lumen output (lm) | lumin. efficacy (lm/w) |
|-----------------------------|--------------------|-------------------|------------------------|
| 3000°K warm-white | | | |
| high-power led | 10° | 2 x 720 | 90.00 |
| high-power led | 30° | 2 x 684 | 85.50 |
| high-power led | 45° | 2 x 650 | 81.25 |
| 4000°K neutral-white | | | |
| high-power led | 10° | 2 x 750 | 93.75 |
| high-power led | 30° | 2 x 713 | 89.13 |
| high-power led | 45° | 2 x 677 | 84.63 |

Finish color options:


- Textured Grey RAL 9006
 Anthracite Grey RAL 7016
 Matt Black (on request)

Technical features



Technical data

| | |
|--------------|--|
| Wattage | 2 x 8 WATT |
| IP Rating | IP65 |
| IK Rating | IK09 |
| Material | High corrosion resistance die-cast copper-free aluminum body |
| Coating | Polyester powder coating with phosphochromating pre-finish |
| Screws | Stainless steel |
| Light source | NR. 2 x 5 x 1.5W CREE "XP-G3" LED |
| Gasket | Silicone rubber |
| Glass | Tempered |
| Transformer | Electronic transformer 220/240V 50/60Hz included |
| Power cable | 3 m neoprene power cable included |
| Weight | 7,00 Kg |

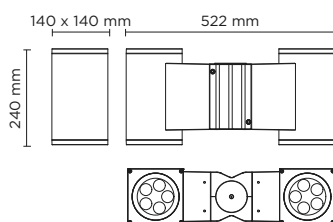




804008

DOUBLE TECH POLE TOP MEDIUM 01 SQUARE PRO

2 x square pole-top mounted luminaire for outdoor installation on a pole diam. 60 mm or 76 mm, with downward light distribution. Phospho-chromatised and polyester powder coated die-cast copper-free aluminium body, tempered safety glass, moulded silicone gasket and stainless steel screws. Clamp for pole diam 60 mm or 76 mm included. Built-in LED driver 220-240V 50-60Hz, with 2 x 5 CREE XP-L LED. IP65 rating.



| light source* | light beam options | lumen output (lm) | lumin. efficacy (lm/w) |
|--------------------------|--------------------|-------------------|------------------------|
| 3000°K warm-white | | | |
| high-power led | 10° | 2 x 1.300 | 92.86 |
| high-power led | 30° | 2 x 1.230 | 87.86 |
| high-power led | 45° | 2 x 1.170 | 83.57 |

* Other light colors available on request: Neutral-White

Finish color options:


| | | |
|------------------------|--------------------------|-------------------------|
| Textured Grey RAL 9006 | Anthracite Grey RAL 7016 | Matt Black (on request) |
|------------------------|--------------------------|-------------------------|

Technical features



Technical data

| | |
|--------------|--|
| Wattage | 2 x 14 WATT |
| IP Rating | IP65 |
| IK Rating | IK09 |
| Material | High corrosion resistance die-cast copper-free aluminum body |
| Coating | Polyester powder coating with phosphochromating pre-finish |
| Screws | Stainless steel |
| Light source | NR. 2 x 5 CREE "XP-L" LED |
| Gasket | Silicone rubber |
| Glass | Tempered |
| Transformer | Electronic transformer 220/240V 50/60Hz included |
| Power cable | 3 m neoprene power cable included |
| Weight | 7,00 Kg |



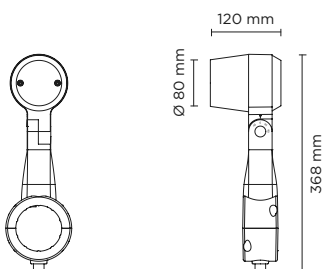


807001 - 807004

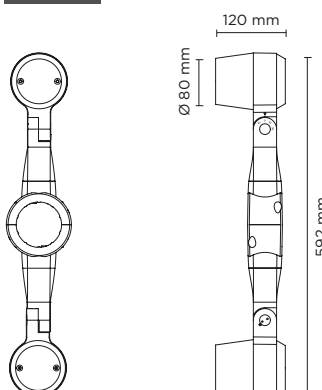
RING POLE MINI

Floodlight for outdoor installation on a pole diam. 60 mm or 76 mm, with 355° swivel pole attachment and allowing horizontal adjustment of +90° / -40°. Phospho-chromatised and polyester powder coated die-cast copper-free aluminium base and head, tempered safety glass, moulded silicone gaskets and o-rings, with screws in stainless steel. Swivel pole joint with graduated scale and mechanical aiming lock. Built-in LED driver, with 1 COB CREE "CXB 1310" LED. IP66 rating.

807001



807004




Technical features













Technical data

| | |
|-------------|--|
| IP Rating | IP66 |
| IK Rating | IK10 |
| Material | High corrosion resistance die-cast copper-free aluminum body |
| Coating | Polyester powder coating with phosphocromating pre-finish |
| Screws | Stainless steel |
| Transformer | Electrical power supply 220/240V 50/60Hz built-in |
| Gasket | Silicone rubber |
| Glass | Tempered |
| Cable gland | M16 rubber grommet |
| Power cable | Not included |












NEW AESTHETIC
POLE ATTACHMENT
AVAILABLE ON REQUEST



| 807001 | | SINGLE RING POLE MINI - 10 WATT 220-240V 50-60HZ | | |
|--|---|---|-------------------|--|
| light source | light beam options | | lumen output (lm) | lumin. efficacy (lm/w) |
| 3000°K warm-white | | | | |
| cob led |  | 14° | 1.100 | 110 |
| cob led |  | 35° | 1.060 | 106 |
| cob led |  | 55° | 1.000 | 100 |
| 4000°K neutral-white | | | | |
| cob led |  | 14° | 1.200 | 120 |
| cob led |  | 35° | 1.140 | 114 |
| cob led |  | 55° | 1.083 | 108 |
| Colors options | | | | |
|  Textured Grey RAL 9006 | |  Anthracite Grey RAL 7016 | |  Matt Black (on request) |

| Technical data | |
|----------------|------------------------------|
| Wattage | 10 WATT |
| Light source | 1 COB CREE "CXB 1310" LED |
| Gross weight | 2,00 Kg |



| 807004 | | DOUBLE RING POLE MINI - 2X10 WATT 220-240V 50-60HZ | | |
|--|---|--|-------------------|------------------------|
| light source | light beam options | | lumen output (lm) | lumin. efficacy (lm/w) |
| 3000°K warm-white | | | | |
| cob led |  | 14° | 2 x 1.100 | 110 |
| cob led |  | 35° | 2 x 1.060 | 106 |
| cob led |  | 55° | 2 x 1.000 | 100 |
| 4000°K neutral-white | | | | |
| cob led |  | 14° | 2 x 1.200 | 120 |
| cob led |  | 35° | 2 x 1.140 | 114 |
| cob led |  | 55° | 2 x 1.083 | 108 |
| Colors options | | | | |
|  Textured Grey RAL 9006 |  Anthracite Grey RAL 7016 |  Matt Black (on request) | | |

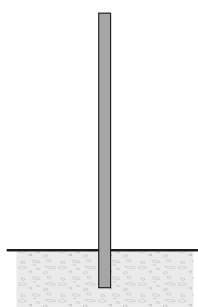
| Technical data | |
|----------------|------------------------------|
| Wattage | 2X10 WATT |
| Light source | 2 COB CREE "CXB 1310" LED |
| Gross weight | 3,50 Kg |



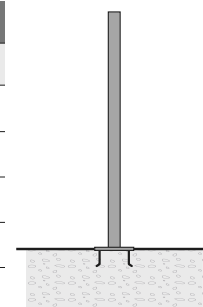
POLES & ACCESSORIES

Full technical details of poles and accessories for poles are available at the end of the catalogue

| BURIED POLES | |
|--------------|--------------------|
| code | h. mm. |
| 809901 | 3.500 |
| 809902 | 4.500 |
| 809903 | 5.500 |
| 809909 | TOP CAP DIAM 76mm. |



| POLES WITH BASE-PLATE | |
|-----------------------|-------------------|
| code | h. mm. |
| 809904 | 3.000 |
| 809905 | 4.000 |
| 809906 | 5.000 |
| 809907 | ACC. |
| 809909 | TOP CAP DIAM 76mm |



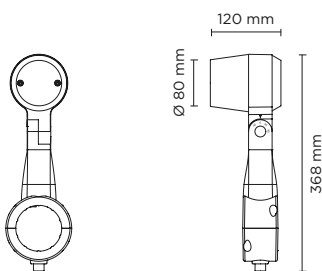


807007 - 807010

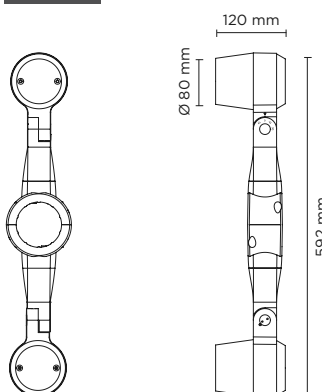
RING POLE MINI HP

Floodlight for outdoor installation on a pole diam. 60 mm or 76 mm, with 355° swivel pole attachment and allowing horizontal adjustment of +90° / -40°. Phospho-chromatised and polyester powder coated die-cast copper-free aluminium base and head, tempered safety glass, moulded silicone gaskets and o-rings, with screws in stainless steel. Swivel pole joint with graduated scale and mechanical aiming lock. Built-in LED driver, with 1 x CREE XHP35 LED. IP66 rating.

807007



807010



Technical features

IP66

IK10

CE

5 YEARS

⚡


NEW










Technical data

| | |
|-------------|--|
| IP Rating | IP66 |
| IK Rating | IK10 |
| Material | High corrosion resistance die-cast copper-free aluminum body |
| Coating | Polyester powder coating with phosphocromating pre-finish |
| Screws | Stainless steel |
| Transformer | Electrical power supply 220/240V 50/60Hz built-in |
| Gasket | Silicone rubber |
| Glass | Tempered |
| Cable gland | M16 rubber grommet |
| Power cable | Not included |












NEW AESTHETIC
POLE ATTACHMENT
AVAILABLE ON REQUEST



| 807007 | | SINGLE RING POLE MINI HP - 8 WATT 220-240V 50-60HZ | | |
|---|---|---|-------------------|--|
| light source | light beam options | | lumen output (lm) | lumin. efficacy (lm/w) |
| 3000°K warm-white | | | | |
| high-power led |  | 4° | 690 | 86.25 |
| high-power led |  | 10° | 662 | 82.75 |
| high-power led |  | 28° | 642 | 80.25 |
| 4000°K neutral-white | | | | |
| high-power led |  | 4° | 703 | 87.88 |
| high-power led |  | 10° | 676 | 84.50 |
| high-power led |  | 28° | 656 | 82.00 |
| Colors options | | | | |
|  Textured Grey RAL 9006 | |  Anthracite Grey RAL 7016 | |  Matt Black (on request) |

| Technical data | |
|----------------|-----------------------|
| Wattage | 8 WATT |
| Light source | 1 x CREE XHP35 LED |
| Gross weight | 2,00 Kg |



| 807010 | | DOUBLE RING POLE MINI HP - 2X8 WATT 220-240V 50-60HZ | | |
|---|---|--|-------------------|------------------------|
| light source | light beam options | | lumen output (lm) | lumin. efficacy (lm/w) |
| 3000°K warm-white | | | | |
| high-power led |  | 4° | 2 x 690 | 86.25 |
| high-power led |  | 10° | 2 x 662 | 82.75 |
| high-power led |  | 28° | 2 x 642 | 80.25 |
| 4000°K neutral-white | | | | |
| high-power led |  | 4° | 2 x 703 | 87.88 |
| high-power led |  | 10° | 2 x 676 | 84.50 |
| high-power led |  | 28° | 2 x 656 | 82.00 |
| Colors options | | | | |
|  Textured Grey RAL 9006 |  Anthracite Grey RAL 7016 |  Matt Black (on request) | | |

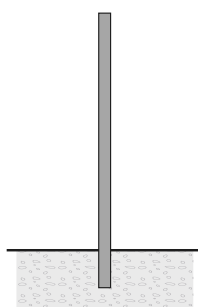
| Technical data | |
|----------------|-----------------------|
| Wattage | 2X8 WATT |
| Light source | 2 x CREE XHP35 LED |
| Gross weight | 3,50 Kg |



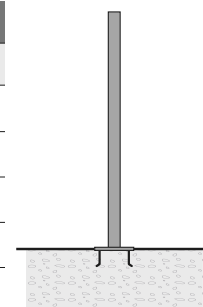
POLES & ACCESSORIES

Full technical details of poles and accessories for poles are available at the end of the catalogue

| BURIED POLES | |
|--------------|--------------------|
| code | h. mm. |
| 809901 | 3.500 |
| 809902 | 4.500 |
| 809903 | 5.500 |
| 809909 | TOP CAP DIAM 76mm. |



| POLES WITH BASE-PLATE | |
|-----------------------|-------------------|
| code | h. mm. |
| 809904 | 3.000 |
| 809905 | 4.000 |
| 809906 | 5.000 |
| 809907 | ACC. |
| 809909 | TOP CAP DIAM 76mm |



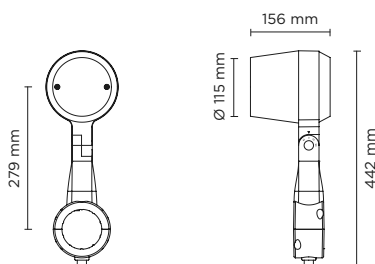


807002 - 807005

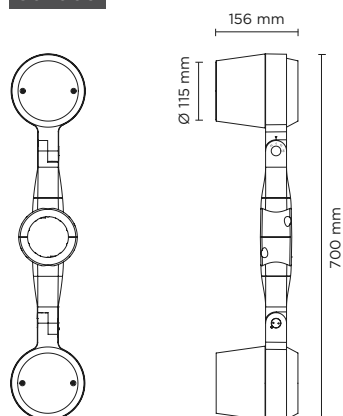
RING POLE MEDIUM

Floodlight for outdoor installation on a pole diam. 60 mm or 76 mm, with 355° swivel pole attachment and allowing horizontal adjustment of +90° / -40°. Phosphochromatised and polyester powder coated die-cast copper-free aluminium base and head, tempered safety glass, moulded silicone gaskets and o-rings, with screws in stainless steel. Swivel pole joint with graduated scale and mechanical aiming lock. Built-in LED driver, with 1 COB CREE "CXB 1512" LED. IP66 rating.

807002



807005



Technical features













Technical data

| | |
|-------------|--|
| IP Rating | IP66 |
| IK Rating | IK10 |
| Material | High corrosion resistance die-cast copper-free aluminum body |
| Coating | Polyester powder coating with phosphochromating pre-finish |
| Screws | Stainless steel |
| Transformer | Electrical power supply 220/240V 50/60Hz built-in |
| Gasket | Silicone rubber |
| Glass | Tempered |
| Cable gland | M16 rubber grommet |
| Power cable | Not included |












NEW AESTHETIC
POLE ATTACHMENT
AVAILABLE ON REQUEST



| 807002 | | SINGLE RING POLE MEDIUM - 16 WATT 220-240V 50-60HZ | | |
|---|---|---|-------------------|--|
| light source | light beam options | | lumen output (lm) | lumin. efficacy (lm/w) |
| 3000°K warm-white | | | | |
| cob led |  | 14° | 1.900 | 118.75 |
| cob led |  | 35° | 1.813 | 113.31 |
| cob led |  | 55° | 1.722 | 107.62 |
| 4000°K neutral-white | | | | |
| cob led |  | 14° | 2.000 | 125.00 |
| cob led |  | 35° | 1.900 | 118.75 |
| cob led |  | 55° | 1.805 | 112.81 |
| Colors options | | | | |
|  Textured Grey RAL 9006 | |  Anthracite Grey RAL 7016 | |  Matt Black (on request) |

| Technical data | |
|----------------|------------------------------|
| Wattage | 16 WATT |
| Light source | 1 COB CREE "CXB 1512" LED |
| Gross weight | 3,00 Kg |



| 807005 | | DOUBLE RING POLE MEDIUM - 2X16 WATT 220-240V 50-60HZ | | |
|---|---|--|-------------------|------------------------|
| light source | light beam options | | lumen output (lm) | lumin. efficacy (lm/w) |
| 3000°K warm-white | | | | |
| cob led |  | 14° | 2 x 1.900 | 118.75 |
| cob led |  | 35° | 2 x 1.813 | 113.31 |
| cob led |  | 55° | 2 x 1.722 | 107.62 |
| 4000°K neutral-white | | | | |
| cob led |  | 14° | 2 x 2.000 | 125.00 |
| cob led |  | 35° | 2 x 1.900 | 118.75 |
| cob led |  | 55° | 2 x 1.805 | 112.81 |
| Colors options | | | | |
|  Textured Grey RAL 9006 |  Anthracite Grey RAL 7016 |  Matt Black (on request) | | |

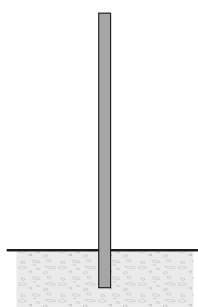
| Technical data | |
|----------------|------------------------------|
| Wattage | 2X16 WATT |
| Light source | 2 COB CREE "CXB 1512" LED |
| Gross weight | 5,50 Kg |



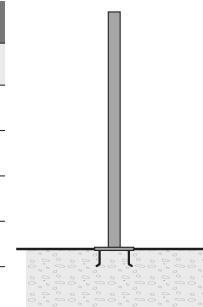
POLES & ACCESSORIES

Full technical details of poles and accessories for poles are available at the end of the catalogue

| BURIED POLES | |
|--------------|-------------------|
| code | h. mm. |
| 809901 | 3.500 |
| 809902 | 4.500 |
| 809903 | 5.500 |
| 809909 | TOP CAP DIAM 76mm |



| POLES WITH BASE-PLATE | |
|-----------------------|-------------------|
| code | h. mm. |
| 809904 | 3.000 |
| 809905 | 4.000 |
| 809906 | 5.000 |
| 809907 | ACC. |
| 809909 | TOP CAP DIAM 76mm |



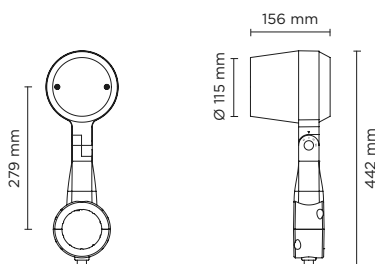


807008 - 807011

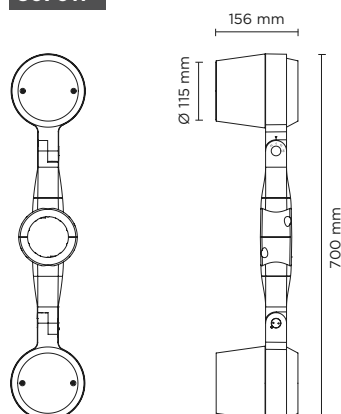
RING POLE MEDIUM HP

Floodlight for outdoor installation on a pole diam. 60 mm or 76 mm, with 355° swivel pole attachment and allowing horizontal adjustment of +90° / -40°. Phospho-chromatised and polyester powder coated die-cast copper-free aluminium base and head, tempered safety glass, moulded silicone gaskets and o-rings, with screws in stainless steel. Swivel pole joint with graduated scale and mechanical aiming lock. Built-in LED driver, with 3 x CREE XHP35 LED. IP66 rating.

807008



807011




Technical features













Technical data

| | |
|-------------|--|
| IP Rating | IP66 |
| IK Rating | IK10 |
| Material | High corrosion resistance die-cast copper-free aluminum body |
| Coating | Polyester powder coating with phosphochromating pre-finish |
| Screws | Stainless steel |
| Transformer | Electrical power supply 220/240V 50/60Hz built-in |
| Gasket | Silicone rubber |
| Glass | Tempered |
| Cable gland | M16 rubber grommet |
| Power cable | Not included |












NEW AESTHETIC
POLE ATTACHMENT
AVAILABLE ON REQUEST



| 807008 | | SINGLE RING POLE MEDIUM HP - 20 WATT 220-240V 50-60HZ | | |
|---|---|--|-------------------|------------------------|
| light source | light beam options | | lumen output (lm) | lumin. efficacy (lm/w) |
| 3000°K warm-white | | | | |
| high-power led |  | 4° | 2.050 | 102.50 |
| high-power led |  | 10° | 2.000 | 100.00 |
| high-power led |  | 28° | 1.950 | 97.50 |
| 4000°K neutral-white | | | | |
| high-power led |  | 4° | 2.100 | 105.00 |
| high-power led |  | 10° | 2.050 | 102.50 |
| high-power led |  | 28° | 2.000 | 100.00 |
| Colors options | | | | |
|  Textured Grey RAL 9006 |  Anthracite Grey RAL 7016 |  Matt Black (on request) | | |

| Technical data | |
|----------------|-----------------------|
| Wattage | 20 WATT |
| Light source | 3 x CREE XHP35 LED |
| Gross weight | 3,00 Kg |



| 807011 | | DOUBLE RING POLE MEDIUM HP - 2X20 WATT 220-240V 50-60HZ | | |
|---|---|--|-------------------|------------------------|
| light source | light beam options | | lumen output (lm) | lumin. efficacy (lm/w) |
| 3000°K warm-white | | | | |
| high-power led |  | 4° | 2 x 2.050 | 102.50 |
| high-power led |  | 10° | 2 x 2.000 | 100.00 |
| high-power led |  | 28° | 2 x 1.950 | 97.50 |
| 4000°K neutral-white | | | | |
| high-power led |  | 4° | 2 x 2.100 | 105.00 |
| high-power led |  | 10° | 2 x 2.050 | 102.50 |
| high-power led |  | 28° | 2 x 2.000 | 100.00 |
| Colors options | | | | |
|  Textured Grey RAL 9006 |  Anthracite Grey RAL 7016 |  Matt Black (on request) | | |

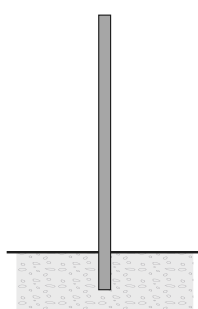
| Technical data | |
|----------------|-----------------------|
| Wattage | 2X20 WATT |
| Light source | 6 x CREE XHP35 LED |
| Gross weight | 5,50 Kg |



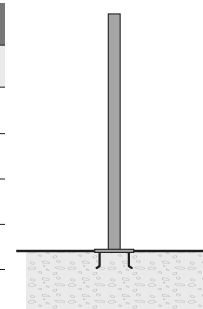
POLES & ACCESSORIES

Full technical details of poles and accessories for poles are available at the end of the catalogue

| BURIED POLES | |
|--------------|--------------------|
| code | h. mm. |
| 809901 | 3.500 |
| 809902 | 4.500 |
| 809903 | 5.500 |
| 809909 | TOP CAP DIAM 76mm. |



| POLES WITH BASE-PLATE | |
|-----------------------|-------------------|
| code | h. mm. |
| 809904 | 3.000 |
| 809905 | 4.000 |
| 809906 | 5.000 |
| 809907 | ACC. |
| 809909 | TOP CAP DIAM 76mm |



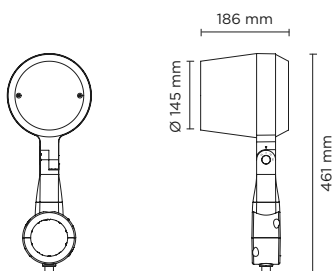


807003 - 807006

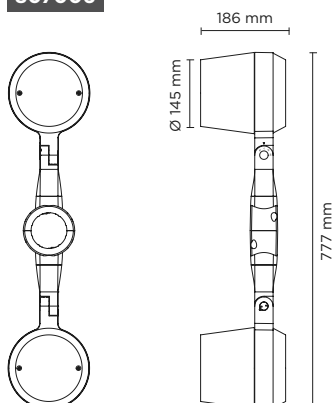
RING POLE MAXI

Floodlight for outdoor installation on a pole diam. 60 mm or 76 mm, with 355° swivel pole attachment and allowing horizontal adjustment of +90° / -40°. Phosphochromatised and polyester powder coated die-cast copper-free aluminium base and head, tempered safety glass, moulded silicone gaskets and o-rings, with screws in stainless steel. Swivel pole joint with graduated scale and mechanical aiming lock. Built-in LED driver, with 1 COB CREE "CXB 2540" LED. IP66 rating.

807003



807006



Technical features












Technical data

| | |
|-------------|--|
| IP Rating | IP66 |
| IK Rating | IK10 |
| Material | High corrosion resistance die-cast copper-free aluminum body |
| Coating | Polyester powder coating with phosphocromating pre-finish |
| Screws | Stainless steel |
| Transformer | Electrical power supply 220/240V 50/60Hz built-in |
| Gasket | Silicone rubber |
| Glass | Tempered |
| Cable gland | M16 rubber grommet |
| Power cable | Not included |












NEW AESTHETIC
POLE ATTACHMENT
AVAILABLE ON REQUEST



| 807003 | | SINGLE RING POLE MAXI - 42 WATT 220-240V 50-60HZ | | |
|---|---|--|-------------------|------------------------|
| light source | light beam options | | lumen output (lm) | lumin. efficacy (lm/w) |
| 3000°K warm-white | | | | |
| cob led |  | 14° | 4.950 | 117.85 |
| cob led |  | 35° | 4.752 | 113.14 |
| cob led |  | 55° | 4.560 | 108.57 |
| 4000°K neutral-white | | | | |
| cob led |  | 14° | 5.265 | 125.36 |
| cob led |  | 35° | 5.000 | 119.05 |
| cob led |  | 55° | 4.770 | 113.57 |
| Colors options | | | | |
|  Textured Grey RAL 9006 |  Anthracite Grey RAL 7016 |  Matt Black (on request) | | |

| Technical data | |
|----------------|------------------------------|
| Wattage | 42 WATT |
| Light source | 1 COB CREE "CXB 2540" LED |
| Gross weight | 4,50 Kg |



| 807006 | | DOUBLE RING POLE MAXI - 2X42 WATT 220-240V 50-60HZ | | |
|---|---|--|-------------------|------------------------|
| light source | light beam options | | lumen output (lm) | lumin. efficacy (lm/w) |
| 3000°K warm-white | | | | |
| cob led |  | 14° | 2 x 4.950 | 117.85 |
| cob led |  | 35° | 2 x 4.752 | 113.14 |
| cob led |  | 55° | 2 x 4.560 | 108.57 |
| 4000°K neutral-white | | | | |
| cob led |  | 14° | 2 x 5.265 | 125.36 |
| cob led |  | 35° | 2 x 5.000 | 119.05 |
| cob led |  | 55° | 2 x 4.770 | 113.57 |
| Colors options | | | | |
|  Textured Grey RAL 9006 |  Anthracite Grey RAL 7016 |  Matt Black (on request) | | |

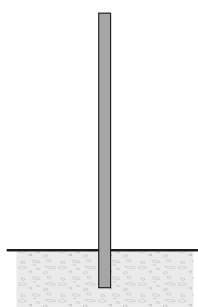
| Technical data | |
|----------------|------------------------------|
| Wattage | 2X42 WATT |
| Light source | 2 COB CREE "CXB 2540" LED |
| Gross weight | 8,50 Kg |



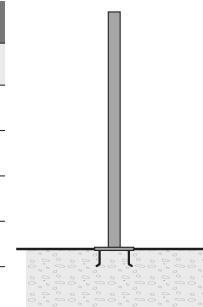
POLES & ACCESSORIES

Full technical details of poles and accessories for poles are available at the end of the catalogue

| BURIED POLES | |
|--------------|--------------------|
| code | h. mm. |
| 809901 | 3.500 |
| 809902 | 4.500 |
| 809903 | 5.500 |
| 809909 | TOP CAP DIAM 76mm. |



| POLES WITH BASE-PLATE | |
|-----------------------|-------------------|
| code | h. mm. |
| 809904 | 3.000 |
| 809905 | 4.000 |
| 809906 | 5.000 |
| 809907 | ACC. |
| 809909 | TOP CAP DIAM 76mm |



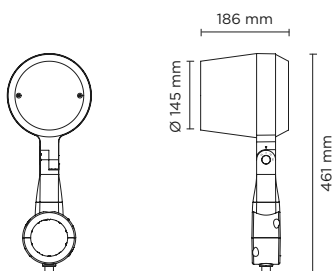


807009 - 807012

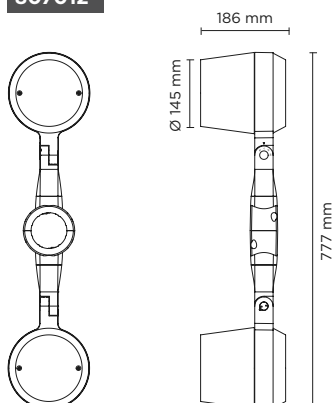
RING POLE MAXI HP

Floodlight for outdoor installation on a pole diam. 60 mm or 76 mm, with 355° swivel pole attachment and allowing horizontal adjustment of +90° / -40°. Phospho-chromatised and polyester powder coated die-cast copper-free aluminium base and head, tempered safety glass, moulded silicone gaskets and o-rings, with screws in stainless steel. Swivel pole joint with graduated scale and mechanical aiming lock. Built-in LED driver, with 6 x CREE XHP35 LED. IP66 rating.

807009



807012



Technical features












Technical data

| | |
|-------------|--|
| IP Rating | IP66 |
| IK Rating | IK10 |
| Material | High corrosion resistance die-cast copper-free aluminum body |
| Coating | Polyester powder coating with phosphocromating pre-finish |
| Screws | Stainless steel |
| Transformer | Electrical power supply 220/240V 50/60Hz built-in |
| Gasket | Silicone rubber |
| Glass | Tempered |
| Cable gland | M16 rubber grommet |
| Power cable | Not included |












NEW AESTHETIC
POLE ATTACHMENT
AVAILABLE ON REQUEST



| 807009 | | SINGLE RING POLE MAXI HP - 38 WATT 220-240V 50-60HZ | | |
|---|---|---|-------------------|--|
| light source | light beam options | | lumen output (lm) | lumin. efficacy (lm/w) |
| 3000°K warm-white | | | | |
| high-power led |  | 4° | 4.300 | 113.15 |
| high-power led |  | 10° | 4.260 | 112.10 |
| high-power led |  | 28° | 4.210 | 110.79 |
| 4000°K neutral-white | | | | |
| high-power led |  | 4° | 4.400 | 115.79 |
| high-power led |  | 10° | 4.360 | 114.74 |
| high-power led |  | 28° | 4.310 | 113.42 |
| Colors options | | | | |
|  Textured Grey RAL 9006 | |  Anthracite Grey RAL 7016 | |  Matt Black (on request) |

| Technical data | |
|----------------|-----------------------|
| Wattage | 38 WATT |
| Light source | 6 x CREE XHP35 LED |
| Gross weight | 4,50 Kg |



| 807012 | | DOUBLE RING POLE MAXI HP - 2X38 WATT 220-240V 50-60HZ | | |
|---|---|--|-------------------|------------------------|
| light source | light beam options | | lumen output (lm) | lumin. efficacy (lm/w) |
| 3000°K warm-white | | | | |
| high-power led |  | 4° | 2 x 4.300 | 113.15 |
| high-power led |  | 10° | 2 x 4.260 | 112.10 |
| high-power led |  | 28° | 2 x 4.210 | 110.79 |
| 4000°K neutral-white | | | | |
| high-power led |  | 4° | 2 x 4.400 | 115.79 |
| high-power led |  | 10° | 2 x 4.360 | 114.74 |
| high-power led |  | 28° | 2 x 4.310 | 113.42 |
| Colors options | | | | |
|  Textured Grey RAL 9006 |  Anthracite Grey RAL 7016 |  Matt Black (on request) | | |

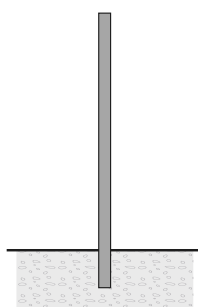
| Technical data | |
|----------------|------------------------|
| Wattage | 2X38 WATT |
| Light source | 12 x CREE XHP35 LED |
| Gross weight | 8,50 Kg |



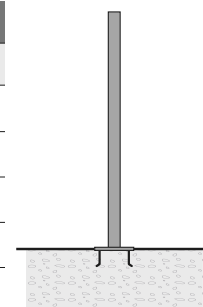
POLES & ACCESSORIES

Full technical details of poles and accessories for poles are available at the end of the catalogue

| BURIED POLES | |
|--------------|--------------------|
| code | h. mm. |
| 809901 | 3.500 |
| 809902 | 4.500 |
| 809903 | 5.500 |
| 809909 | TOP CAP DIAM 76mm. |



| POLES WITH BASE-PLATE | |
|-----------------------|-------------------|
| code | h. mm. |
| 809904 | 3.000 |
| 809905 | 4.000 |
| 809906 | 5.000 |
| 809907 | ACC. |
| 809909 | TOP CAP DIAM 76mm |





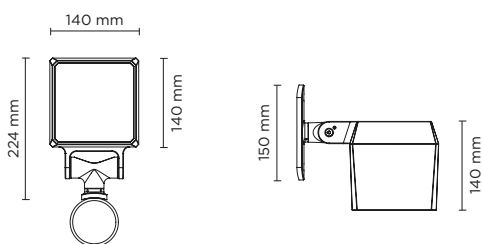
808001 - 808003

QUBO MEDIUM POLE

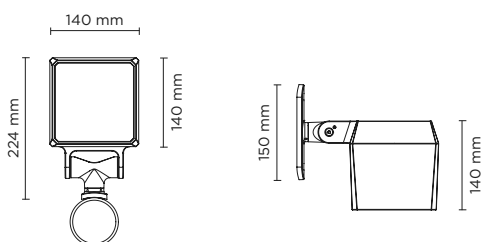
Designed by
NAVA + AROSIO

Pole-mounted projector for outdoor installation on a pole; with U shape fixing bracket allowing vertical adjustment of $+90^\circ$ / -40° . Phospho-chromatised and polyester powder coated die-cast copper-free aluminium base and head, tempered safety glass, moulded silicone gaskets, with screws in stainless steel. Built-in LED driver. IP66 rating.

808001



808003

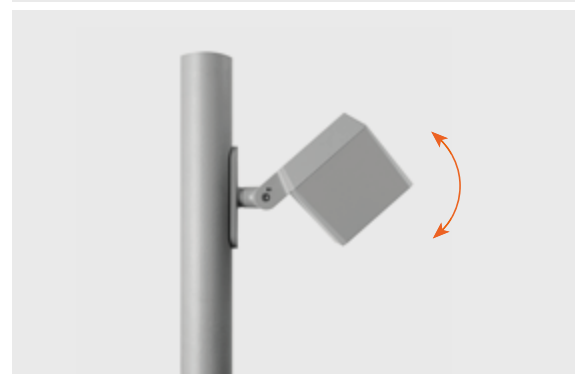








Technical features



Technical data

| | |
|-------------|--|
| IP Rating | IP66 |
| IK Rating | IK10 |
| Material | High corrosion resistance die-cast copper-free aluminum body |
| Coating | Polyester powder coating with phosphochromating pre-finish |
| Screws | Stainless steel |
| Transformer | Electrical power supply 220/240V 50/60Hz built-in |
| Gasket | Silicone rubber |
| Glass | Tempered |
| Power cable | Not included |









| 808001 | | QUBO MEDIUM COB POLE - 16 WATT 220-240V 50-60HZ | | |
|----------------------|---|---|-------------------|------------------------|
| light source | light beam options | | lumen output (lm) | lumin. efficacy (lm/w) |
| 3000°K warm-white | | | | |
| cob led |  | 14° | 1.900 | 118.75 |
| cob led |  | 35° | 1.813 | 113.31 |
| cob led |  | 55° | 1.722 | 107.62 |
| 4000°K neutral-white | | | | |
| cob led |  | 14° | 2.000 | 125.00 |
| cob led |  | 35° | 1.900 | 118.75 |
| cob led |  | 55° | 1.805 | 112.81 |

Colors options

 Textured Grey RAL 9006
  Anthracite Grey RAL 7016
  Matt Black (on request)

Technical data

| | |
|--------------|-----------------------------|
| Wattage | 16 WATT |
| Light source | 1 x COB CREE "CXB 1512" LED |
| Gross weight | 3,50 Kg |

| 808003 | | QUBO MEDIUM HP POLE - 20 WATT 220-240V 50-60HZ | | |
|----------------------|---|--|-------------------|------------------------|
| light source | light beam options | | lumen output (lm) | lumin. efficacy (lm/w) |
| 3000°K warm-white | | | | |
| high-power led |  | 4° | 2.050 | 102.50 |
| high-power led |  | 10° | 2.000 | 100.00 |
| high-power led |  | 28° | 1.950 | 97.50 |
| 4000°K neutral-white | | | | |
| high-power led |  | 4° | 2.100 | 105.00 |
| high-power led |  | 10° | 2.050 | 102.50 |
| high-power led |  | 28° | 2.000 | 100.00 |

Colors options

 Textured Grey RAL 9006
  Anthracite Grey RAL 7016
  Matt Black (on request)

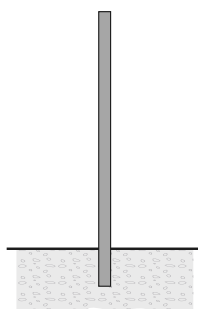
Technical data

| | |
|--------------|----------------------|
| Wattage | 20 WATT |
| Light source | 3 x CREE "XHP35" LED |
| Gross weight | 3,50 Kg |

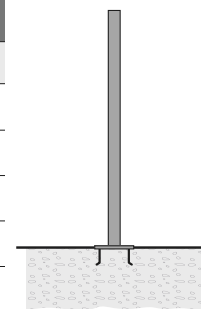
POLES & ACCESSORIES

Full technical details of poles and accessories for poles are available at the end of the catalogue

| BURIED POLES | |
|--------------|--------------------|
| code | h. mm. |
| 809901 | 3.500 |
| 809902 | 4.500 |
| 809903 | 5.500 |
| 809909 | TOP CAP DIAM 76mm. |



| POLES WITH BASE-PLATE | |
|-----------------------|-------------------|
| code | h. mm. |
| 809904 | 3.000 |
| 809905 | 4.000 |
| 809906 | 5.000 |
| 809907 | ACC. |
| 809909 | TOP CAP DIAM 76mm |





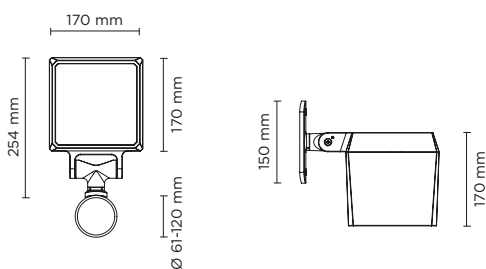
808002 - 808004

QUBO MAXI POLE

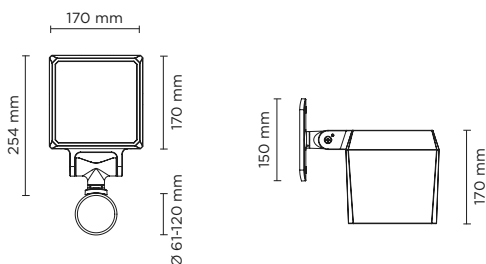
Designed by
NAVA + AROSIO

Pole-mounted projector for outdoor installation on a pole; with U shape fixing bracket allowing vertical adjustment of $+90^\circ$ / -40° . Phospho-chromatised and polyester powder coated die-cast copper-free aluminium base and head, tempered safety glass, moulded silicone gaskets, with screws in stainless steel. Built-in LED driver. IP66 rating.

808002



808004










Technical features



Technical data







| | |
|-------------|--|
| IP Rating | IP66 |
| IK Rating | IK10 |
| Material | High corrosion resistance die-cast copper-free aluminum body |
| Coating | Polyester powder coating with phosphochromating pre-finish |
| Screws | Stainless steel |
| Transformer | Electrical power supply 220/240V 50/60Hz built-in |
| Gasket | Silicone rubber |
| Glass | Tempered |
| Power cable | Not included |



| 808002 | QUBO MAXI COB POLE - 42 WATT 220-240V 50-60HZ | | | |
|----------------------|---|-----|-------------------|------------------------|
| light source | light beam options | | lumen output (lm) | lumin. efficacy (lm/w) |
| 3000°K warm-white | | | | |
| cob led |  | 14° | 4.950 | 117.85 |
| cob led |  | 35° | 4.752 | 113.14 |
| cob led |  | 55° | 4.560 | 108.57 |
| 4000°K neutral-white | | | | |
| cob led |  | 14° | 5.265 | 125.36 |
| cob led |  | 35° | 5.000 | 119.05 |
| cob led |  | 55° | 4.770 | 113.57 |

Colors options

Textured Grey RAL 9006
 Anthracite Grey RAL 7016
 Matt Black (on request)

| 808004 | QUBO MAXI HP POLE - 38 WATT 220-240V 50-60HZ | | | |
|----------------------|---|-----|-------------------|------------------------|
| light source | light beam options | | lumen output (lm) | lumin. efficacy (lm/w) |
| 3000°K warm-white | | | | |
| high-power led |  | 4° | 4.300 | 113.15 |
| high-power led |  | 10° | 4.260 | 112.10 |
| high-power led |  | 28° | 4.210 | 110.79 |
| 4000°K neutral-white | | | | |
| high-power led |  | 4° | 4.400 | 115.79 |
| high-power led |  | 10° | 4.360 | 114.74 |
| high-power led |  | 28° | 4.310 | 113.42 |

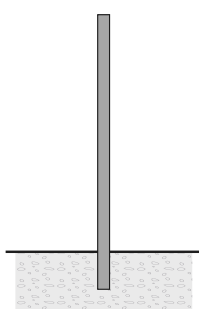
Colors options

Textured Grey RAL 9006
 Anthracite Grey RAL 7016
 Matt Black (on request)

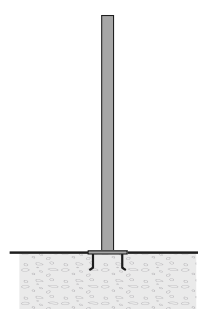
POLES & ACCESSORIES

Full technical details of poles and accessories for poles are available at the end of the catalogue

| BURIED POLES | |
|--------------|-----------------------|
| code | h. mm. |
| 809901 | 3.500 |
| 809902 | 4.500 |
| 809903 | 5.500 |
| 809909 | TOP CAP DIAM 76mm. |



| POLES WITH BASE-PLATE | |
|-----------------------|----------------------|
| code | h. mm. |
| 809904 | 3.000 |
| 809905 | 4.000 |
| 809906 | 5.000 |
| 809907 | ACC. |
| 809909 | TOP CAP DIAM 76mm |



Technical data

| | |
|--------------|--------------------------------|
| Wattage | 42 WATT |
| Light source | 1 x COB CREE "CXB 2540" LED |
| Gross weight | 4,90 Kg |

Technical data

| | |
|--------------|-------------------------|
| Wattage | 38 WATT |
| Light source | 6 x CREE "XHP35" LED |
| Gross weight | 4,90 Kg |







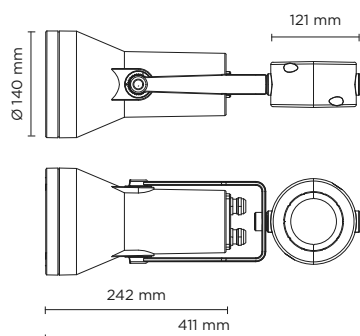


805001-805005

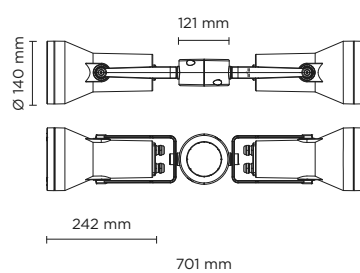
FLASH POLE MEDIUM

Round pole-mounted floodlight for outdoor installation on a pole diam. 60 mm or 76 mm. Phospho-chromatised and polyester powder coated die-cast copper-free aluminium body, tempered safety glass, moulded silicone gasket and stainless steel screws. Clamp for pole diam 60 mm or 76 mm included. Built-in LED driver 220-240V 50-60Hz, with 5 CREE XP-G3 high-power LED. IP65 rating.

805001



805005



Technical features




Technical data










| | |
|-------------|--|
| IP Rating | IP65 |
| IK Rating | IK09 |
| Material | High corrosion resistance die-cast copper-free aluminum body |
| Coating | Polyester powder coating with phosphochromating pre-finish |
| Screws | Stainless steel |
| Transformer | Electronic power supply 220/240V 50/60Hz built-in |
| Gasket | Silicone rubber |
| Glass | Tempered |
| Cable gland | Double nickel-plated brass cable gland PG11 |
| Power cable | 3 mt. neoprene power cable included |

AC-026 Anti-glare visor for hydroflash medium












Graduated stainless steel insert



| 805001 | | SINGLE FLASH POLE MEDIUM - 8 WATT 220-240V 50-60HZ ELECTRONIC | | |
|--|---|---|-------------------|--|
| light source | light beam options | | lumen output (lm) | lumin. efficacy (lm/w) |
| 3000°K warm-white | | | | |
| high-power led |  | 10° | 720 | 90.00 |
| high-power led |  | 30° | 684 | 85.50 |
| high-power led |  | 45° | 650 | 81.25 |
| 4000°K neutral-white | | | | |
| high-power led |  | 10° | 750 | 93.75 |
| high-power led |  | 30° | 713 | 89.13 |
| high-power led |  | 45° | 677 | 84.63 |
| Colors options | | | | |
|  Textured Grey RAL 9006 | |  Anthracite Grey RAL 7016 | |  Matt Black (on request) |

| Technical data | |
|----------------|---------------------------|
| Wattage | 8 WATT |
| Light source | NR. 5 CREE "XP-G3" LED |
| Gross weight | 3,00 Kg |



| 805005 | | DOUBLE FLASH POLE MEDIUM - 2 X 8 WATT 220-240V 50-60HZ ELECTRONIC | | |
|--|---|--|-------------------|------------------------|
| light source | light beam options | | lumen output (lm) | lumin. efficacy (lm/w) |
| 3000°K warm-white | | | | |
| high-power led |  | 10° | 2 x 720 | 90.00 |
| high-power led |  | 30° | 2 x 684 | 85.50 |
| high-power led |  | 45° | 2 x 650 | 81.25 |
| 4000°K neutral-white | | | | |
| high-power led |  | 10° | 2 x 750 | 93.75 |
| high-power led |  | 30° | 2 x 713 | 89.13 |
| high-power led |  | 45° | 2 x 677 | 84.63 |
| Colors options | | | | |
|  Textured Grey RAL 9006 |  Anthracite Grey RAL 7016 |  Matt Black (on request) | | |

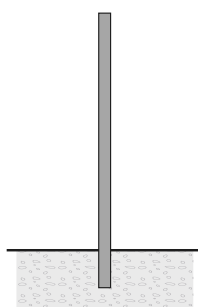
| Technical data | |
|----------------|-------------------------------|
| Wattage | 2 x 8 WATT |
| Light source | NR. 2 x 5 CREE "XP-G3" LED |
| Gross weight | 5,60 Kg |



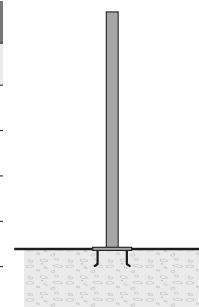
POLES & ACCESSORIES

Full technical details of poles and accessories for poles are available at the end of the catalogue

| BURIED POLES | |
|--------------|-------------------|
| code | h. mm. |
| 809901 | 3.500 |
| 809902 | 4.500 |
| 809903 | 5.500 |
| 809909 | TOP CAP DIAM 76mm |



| POLES WITH BASE-PLATE | |
|-----------------------|-------------------|
| code | h. mm. |
| 809904 | 3.000 |
| 809905 | 4.000 |
| 809906 | 5.000 |
| 809907 | ACC. |
| 809909 | TOP CAP DIAM 76mm |



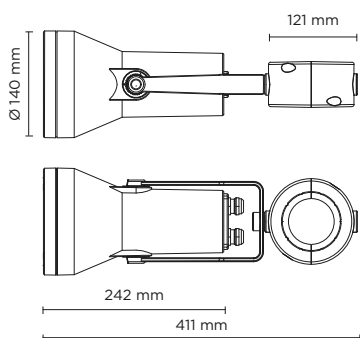


805002-805006

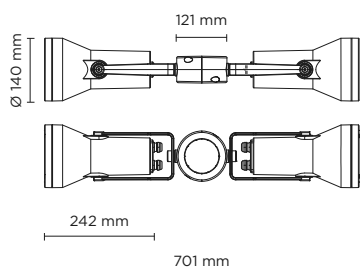
FLASH POLE MEDIUM COB

Round pole-mounted floodlight for outdoor installation on a pole diam. 60 mm or 76 mm. Phospho-chromatised and polyester powder coated die-cast copper-free aluminium body, tempered safety glass, moulded silicone gasket and stainless steel screws. Clamp for pole diam 60 mm or 76 mm included. Built-in LED driver 220-240V 50-60Hz, with 1 CREE CXA 1512 COB LED. IP65 rating.

805002



805006



Technical features




Technical data


| | |
|-------------|--|
| IP Rating | IP65 |
| IK Rating | IK09 |
| Material | High corrosion resistance die-cast copper-free aluminum body |
| Coating | Polyester powder coating with phosphochromating pre-finish |
| Screws | Stainless steel |
| Transformer | Electronic power supply 220/240V 50/60Hz built-in |
| Gasket | Silicone rubber |
| Glass | Tempered |
| Cable gland | Double nickel-plated brass cable gland PG11 |
| Power cable | 3 mt. neoprene power cable included |

AC-026 Anti-glare visor for hydroflash medium



Graduated stainless steel insert




| 805002 | SINGLE FLASH POLE MEDIUM COB - 18 WATT 220-240V 50-60HZ ELECTRONIC | | | |
|-------------------|---|-----|-------------------|------------------------|
| light source | light beam options | | lumen output (lm) | lumin. efficacy (lm/w) |
| 3000°K warm-white | | | | |
| cob led |  | 35° | 1.530 | 85.00 |

| Technical data | |
|----------------|----------------------------|
| Wattage | 18 WATT |
| Light source | NR. 1 CREE CXA 1512 LED |
| Gross weight | 3,00 Kg |

Colors options

| | | |
|---|---|--|
|  Textured Grey RAL 9006 |  Anthracite Grey RAL 7016 |  Matt Black (on request) |
|---|---|--|



| | | | | |
|-------------------|---|-----|-------------------|------------------------|
| 805006 | DOUBLE FLASH POLE MEDIUM COB - 2 X 18 WATT 220-240V 50-60HZ ELECTRONIC | | | |
| light source | light beam options | | lumen output (lm) | lumin. efficacy (lm/w) |
| 3000°K warm-white | | | | |
| cob led |  | 35° | 2 x 1.530 | 85.00 |

| Technical data | |
|----------------|--------------------------------|
| Wattage | 2 x 18 WATT |
| Light source | NR. 2 x 1 CREE CXA 1512 LED |
| Gross weight | 5,60 Kg |

Colors options

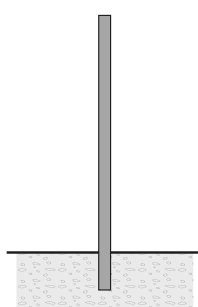
| | | |
|---|---|--|
|  Textured Grey RAL 9006 |  Anthracite Grey RAL 7016 |  Matt Black (on request) |
|---|---|--|



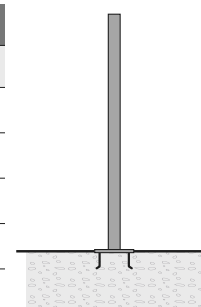
POLES & ACCESSORIES

Full technical details of poles and accessories for poles are available at the end of the catalogue

| BURIED POLES | |
|--------------|-------------------|
| code | h. mm. |
| 809901 | 3.500 |
| 809902 | 4.500 |
| 809903 | 5.500 |
| 809909 | TOP CAP DIAM 76mm |



| POLES WITH BASE-PLATE | |
|-----------------------|-------------------|
| code | h. mm. |
| 809904 | 3.000 |
| 809905 | 4.000 |
| 809906 | 5.000 |
| 809907 | ACC. |
| 809909 | TOP CAP DIAM 76mm |



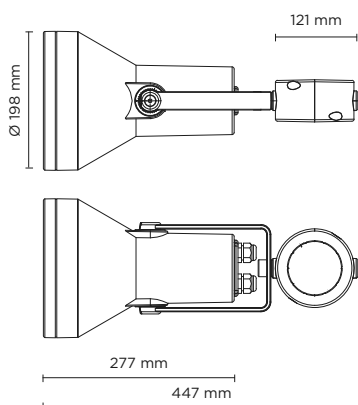


805003-805007

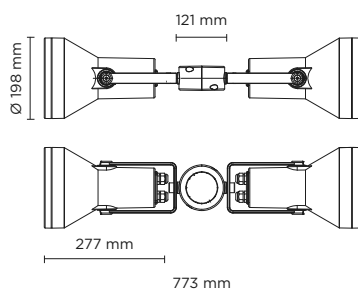
FLASH POLE MAXI

Round pole-mounted floodlight for outdoor installation on a pole diam. 60 mm or 76 mm. Phospho-chromatised and polyester powder coated die-cast copper-free aluminium body, tempered safety glass, moulded silicone gasket and stainless steel screws. Clamp for pole diam 60 mm or 76 mm included. Built-in LED driver 220-240V 50-60Hz, with 8 CREE XP-G3 high-power LED. IP65 rating.

805003



805007



Technical features

IP65

IK09

CE

5 YEARS

⏏

1-10V

DALI



Technical data










| | |
|-------------|--|
| IP Rating | IP65 |
| IK Rating | IK09 |
| Material | High corrosion resistance die-cast copper-free aluminum body |
| Coating | Polyester powder coating with phosphochromating pre-finish |
| Screws | Stainless steel |
| Transformer | Electronic power supply 220/240V 50/60Hz built-in |
| Gasket | Silicone rubber |
| Glass | Tempered |
| Cable gland | Double nickel-plated brass cable gland PG11 |
| Power cable | 3 mt. neoprene power cable included |

AC-027 Anti-glare visor for hydroflash maxi












Graduated stainless steel insert



| 805003 | | SINGLE FLASH POLE MAXI - 12 WATT 220-240V 50-60HZ ELECTRONIC | | |
|---|---|---|-------------------|--|
| light source | light beam options | | lumen output (lm) | lumin. efficacy (lm/w) |
| 3000°K warm-white | | | | |
| high-power led |  | 10° | 1.152 | 96.00 |
| high-power led |  | 30° | 1.095 | 91.25 |
| high-power led |  | 45° | 1.040 | 86.67 |
| 4000°K neutral-white | | | | |
| high-power led |  | 10° | 1.200 | 100.00 |
| high-power led |  | 30° | 1.140 | 95.00 |
| high-power led |  | 45° | 1.083 | 90.25 |
| Colors options | | | | |
|  Textured Grey RAL 9006 | |  Anthracite Grey RAL 7016 | |  Matt Black (on request) |

| Technical data | |
|----------------|------------------------|
| Wattage | 12 WATT |
| Light source | NR. 8 CREE "XP-G3" LED |
| Gross weight | 4,00 Kg |



| 805007 | | DOUBLE FLASH POLE MAXI - 2 X 12 WATT 220-240V 50-60HZ ELECTRONIC | | |
|---|---|--|-------------------|------------------------|
| light source | light beam options | | lumen output (lm) | lumin. efficacy (lm/w) |
| 3000°K warm-white | | | | |
| high-power led |  | 10° | 2 x 1.152 | 96.00 |
| high-power led |  | 30° | 2 x 1.095 | 91.25 |
| high-power led |  | 45° | 2 x 1.040 | 86.67 |
| 4000°K neutral-white | | | | |
| high-power led |  | 10° | 2 x 1.200 | 100.00 |
| high-power led |  | 30° | 2 x 1.140 | 95.00 |
| high-power led |  | 45° | 2 x 1.083 | 90.25 |
| Colors options | | | | |
|  Textured Grey RAL 9006 |  Anthracite Grey RAL 7016 |  Matt Black (on request) | | |

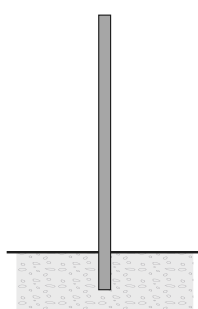
| Technical data | |
|----------------|----------------------------|
| Wattage | 2 x 12 WATT |
| Light source | NR. 2 x 8 CREE "XP-G3" LED |
| Gross weight | 7,50 Kg |



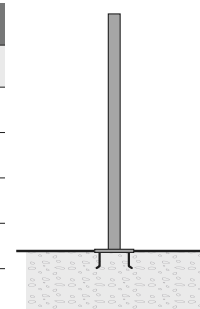
POLES & ACCESSORIES

Full technical details of poles and accessories for poles are available at the end of the catalogue

| BURIED POLES | |
|--------------|--------------------|
| code | h. mm. |
| 809901 | 3.500 |
| 809902 | 4.500 |
| 809903 | 5.500 |
| 809909 | TOP CAP DIAM 76mm. |



| POLES WITH BASE-PLATE | |
|-----------------------|-------------------|
| code | h. mm. |
| 809904 | 3.000 |
| 809905 | 4.000 |
| 809906 | 5.000 |
| 809907 | ACC. |
| 809909 | TOP CAP DIAM 76mm |







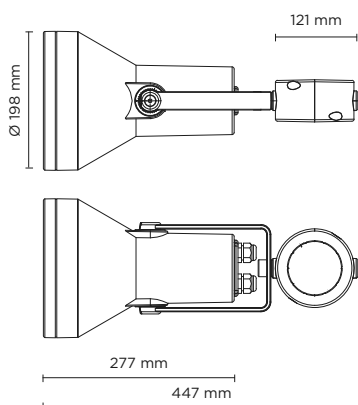


805004-805008

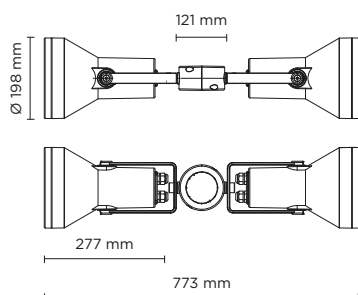
FLASH POLE MAXI COB

Round pole-mounted floodlight for outdoor installation on a pole diam. 60 mm or 76 mm. Phospho-chromatised and polyester powder coated die-cast copper-free aluminium body, tempered safety glass, moulded silicone gasket and stainless steel screws. Clamp for pole diam 60 mm or 76 mm included. Built-in LED driver 220-240V 50-60Hz, with 1 CREE CXB 2530 COB LED. IP65 rating.

805004



805008



Technical features




Technical data


| | |
|-------------|--|
| IP Rating | IP65 |
| IK Rating | IK09 |
| Material | High corrosion resistance die-cast copper-free aluminum body |
| Coating | Polyester powder coating with phosphochromating pre-finish |
| Screws | Stainless steel |
| Transformer | Electronic power supply 220/240V 50/60Hz built-in |
| Gasket | Silicone rubber |
| Glass | Tempered |
| Cable gland | Double nickel-plated brass cable gland PG11 |
| Power cable | 3 mt. neoprene power cable included |

AC-027 Anti-glare visor for hydroflash maxi



Graduated stainless steel insert



| | | | | |
|-------------------|---|-------------------------------------|-------------------|------------------------|
| 805004 | | SINGLE FLASH POLE MAXI COB | | |
| | | 36 WATT 220-240V 50-60HZ ELECTRONIC | | |
| light source | light beam options | | lumen output (lm) | lumin. efficacy (lm/w) |
| 3000°K warm-white | | | | |
| cob led |  | 35° | 3.100 | 86.10 |


Colors options

| | | |
|--|---|--|
|  Textured Grey RAL 9006 |  Anthracite Grey RAL 7016 |  Matt Black (on request) |
|--|---|--|

Technical data

| | |
|--------------|----------------------------|
| Wattage | 36 WATT |
| Light source | NR. 1 CREE CXB 2530 LED |
| Gross weight | 4,00 Kg |



| | | | | |
|-------------------|---|---|-------------------|------------------------|
| 805008 | | DOUBLE FLASH POLE MAXI COB | | |
| | | 2 X 36 WATT 220-240V 50-60HZ ELECTRONIC | | |
| light source | light beam options | | lumen output (lm) | lumin. efficacy (lm/w) |
| 3000°K warm-white | | | | |
| cob led |  | 35° | 2 x 3.100 | 86.10 |

Colors options

| | | |
|--|---|--|
|  Textured Grey RAL 9006 |  Anthracite Grey RAL 7016 |  Matt Black (on request) |
|--|---|--|

Technical data

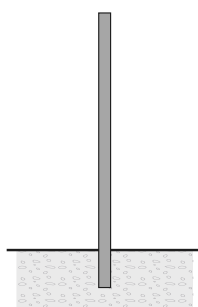
| | |
|--------------|--------------------------------|
| Wattage | 2 x 36 WATT |
| Light source | NR. 2 x 1 CREE CXB 2530 LED |
| Gross weight | 7,50 Kg |



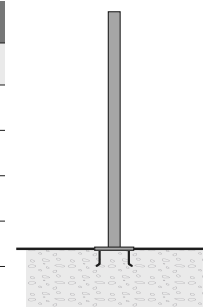
POLES & ACCESSORIES

Full technical details of poles and accessories for poles are available at the end of the catalogue

| BURIED POLES | |
|--------------|-------------------|
| code | h. mm. |
| 809901 | 3.500 |
| 809902 | 4.500 |
| 809903 | 5.500 |
| 809909 | TOP CAP DIAM 76mm |



| POLES WITH BASE-PLATE | |
|-----------------------|-------------------|
| code | h. mm. |
| 809904 | 3.000 |
| 809905 | 4.000 |
| 809906 | 5.000 |
| 809907 | ACC. |
| 809909 | TOP CAP DIAM 76mm |



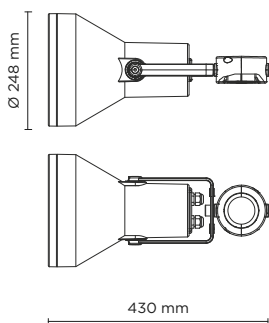


805009-805011

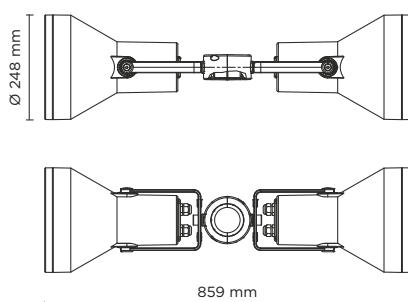
FLASH POLE MEGA

Round pole-mounted floodlight for outdoor installation on a pole diam. 60 mm or 76 mm. Phospho-chromatised and polyester powder coated die-cast copper-free aluminium body, tempered safety glass, moulded silicone gasket and stainless steel screws. Clamp for pole diam 60 mm or 76 mm included. Built-in LED driver 220-240V 50-60Hz, with 15 CREE XP-G2 high-power LED. IP65 rating.

805009



805011









Technical features



Technical data

| | |
|-------------|--|
| IP Rating | IP65 |
| IK Rating | IK09 |
| Material | High corrosion resistance die-cast copper-free aluminum body |
| Coating | Polyester powder coating with phosphochromating pre-finish |
| Screws | Stainless steel |
| Transformer | Electronic power supply 220/240V 50/60Hz built-in |
| Gasket | Silicone rubber |
| Glass | Tempered |
| Cable gland | Double nickel-plated brass cable gland PG11 |
| Power cable | 3 mt. neoprene power cable included |



| 805009 | SINGLE FLASH POLE MEGA - 22 WATT 220-240V 50-60HZ ELECTRONIC | | | |
|----------------------|---|-----|-------------------|------------------------|
| light source | light beam options | | lumen output (lm) | lumin. efficacy (lm/w) |
| 3000°K warm-white | | | | |
| high-power led |  | 10° | 2.160 | 98.18 |
| high-power led |  | 30° | 2.052 | 93.27 |
| high-power led |  | 45° | 1.949 | 88.60 |
| 4000°K neutral-white | | | | |
| high-power led |  | 10° | 2.250 | 102.28 |
| high-power led |  | 30° | 2.137 | 97.14 |
| high-power led |  | 45° | 2.030 | 92.27 |







Colors options

| | | |
|--|---|--|
|  Textured Grey RAL 9006 |  Anthracite Grey RAL 7016 |  Matt Black (on request) |
|--|---|--|

Technical data

| | |
|--------------|----------------------------|
| Wattage | 22 WATT |
| Light source | NR. 15 CREE "XP-G2" LED |
| Gross weight | 5,50 Kg |



| 805011 | | DOUBLE FLASH POLE MEGA - 2 X 22 WATT 220-240V 50-60HZ ELECTRONIC | | |
|----------------------|---|--|-------------------|------------------------|
| light source | light beam options | | lumen output (lm) | lumin. efficacy (lm/w) |
| 3000°K warm-white | | | | |
| high-power led |  | 10° | 2 x 2.160 | 98.18 |
| high-power led |  | 30° | 2 x 2.052 | 93.27 |
| high-power led |  | 45° | 2 x 1.949 | 88.60 |
| 4000°K neutral-white | | | | |
| high-power led |  | 10° | 2 x 2.250 | 102.28 |
| high-power led |  | 30° | 2 x 2.137 | 97.14 |
| high-power led |  | 45° | 2 x 2.030 | 92.27 |

Colors options

| | | |
|--|---|--|
|  Textured Grey RAL 9006 |  Anthracite Grey RAL 7016 |  Matt Black (on request) |
|--|---|--|

Technical data

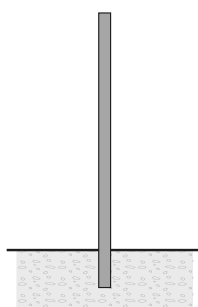
| | |
|--------------|--------------------------------|
| Wattage | 2 x 22 WATT |
| Light source | NR. 2 x 15 CREE "XP-G2" LED |
| Gross weight | 10,50 Kg |



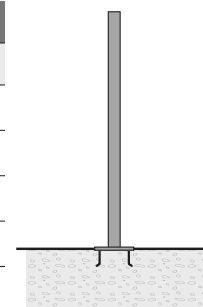
POLES & ACCESSORIES

Full technical details of poles and accessories for poles are available at the end of the catalogue

| BURIED POLES | |
|--------------|--------|
| code | h. mm. |
| 809901 | 3.500 |
| 809902 | 4.500 |
| 809903 | 5.500 |
| 809909 | ACC. |



| POLES WITH BASE-PLATE | |
|-----------------------|--------|
| code | h. mm. |
| 809904 | 3.000 |
| 809905 | 4.000 |
| 809906 | 5.000 |
| 809907 | ACC. |
| 809909 | ACC. |



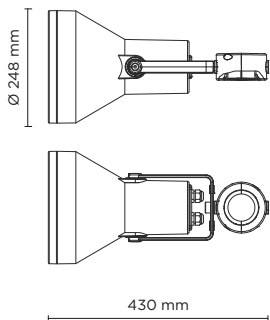


805010-805012

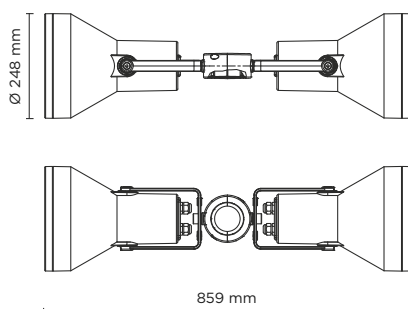
FLASH POLE MEGA COB

Round pole-mounted floodlight for outdoor installation on a pole diam. 60 mm or 76 mm. Phospho-chromatised and polyester powder coated die-cast copper-free aluminium body, tempered safety glass, moulded silicone gasket and stainless steel screws. Clamp for pole diam 60 mm or 76 mm included. Built-in LED driver 220-240V 50-60Hz, with 1 CREE CXB 3070 COB LED. IP65 rating.

805010



805012



Technical features

IP 65

IK 09

CE

5 YEARS

⏏


1-10V

DALI

Technical data

| | |
|-------------|--|
| IP Rating | IP65 |
| IK Rating | IK09 |
| Material | High corrosion resistance die-cast copper-free aluminum body |
| Coating | Polyester powder coating with phosphochromating pre-finish |
| Screws | Stainless steel |
| Transformer | Electronic power supply 220/240V 50/60Hz built-in |
| Gasket | Silicone rubber |
| Glass | Tempered |
| Cable gland | Double nickel-plated brass cable gland PG11 |
| Power cable | 3 mt. neoprene power cable included |



| | | | | |
|-------------------|---|-------------------------------------|-------------------|------------------------|
| 805010 | | SINGLE FLASH POLE MEGA COB | | |
| | | 55 WATT 220-240V 50-60HZ ELECTRONIC | | |
| light source | light beam options | | lumen output (lm) | lumin. efficacy (lm/w) |
| 3000°K warm-white | | | | |
| cob led |  | 35° | 4.730 | 86.00 |


Colors options

| | | |
|--|---|--|
|  Textured Grey RAL 9006 |  Anthracite Grey RAL 7016 |  Matt Black (on request) |
|--|---|--|

Technical data

| | |
|--------------|-------------------------------|
| Wattage | 55 WATT |
| Light source | NR. 1 CREE "CXB 3070" COB LED |
| Gross weight | 5,50 Kg |



| | | | | |
|-------------------|---|---|-------------------|------------------------|
| 805012 | | DOUBLE FLASH POLE MEGA COB | | |
| | | 2 X 55 WATT 220-240V 50-60HZ ELECTRONIC | | |
| light source | light beam options | | lumen output (lm) | lumin. efficacy (lm/w) |
| 3000°K warm-white | | | | |
| cob led |  | 35° | 2 x 4.730 | 86.00 |

Colors options

| | | |
|--|---|--|
|  Textured Grey RAL 9006 |  Anthracite Grey RAL 7016 |  Matt Black (on request) |
|--|---|--|

Technical data

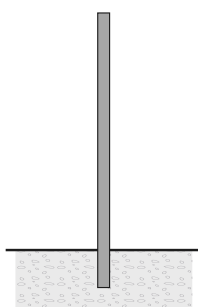
| | |
|--------------|-----------------------------------|
| Wattage | 2 x 55 WATT |
| Light source | NR. 2 x 1 CREE "CXB 3070" COB LED |
| Gross weight | 10,50 Kg |



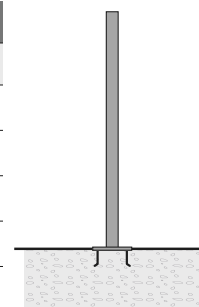
POLES & ACCESSORIES

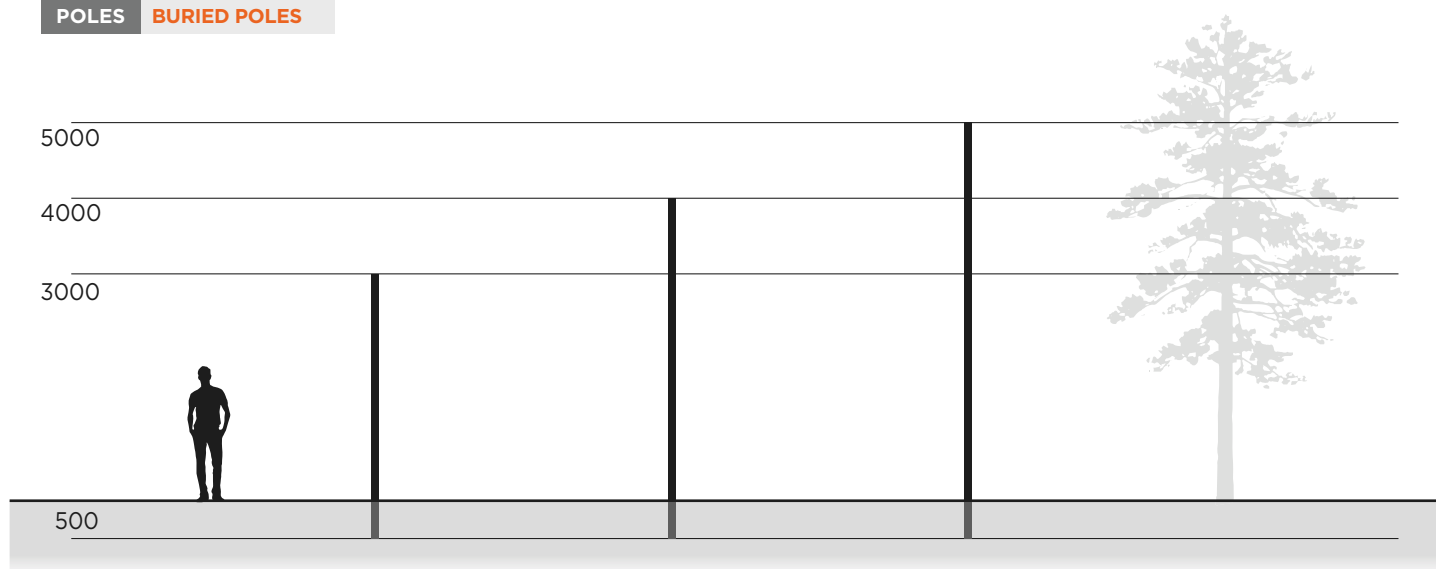
Full technical details of poles and accessories for poles are available at the end of the catalogue

| BURIED POLES | |
|--------------|--------|
| code | h. mm. |
| 809901 | 3.500 |
| 809902 | 4.500 |
| 809903 | 5.500 |
| 809909 | ACC. |



| POLES WITH BASE-PLATE | |
|-----------------------|--------|
| code | h. mm. |
| 809904 | 3.000 |
| 809905 | 4.000 |
| 809906 | 5.000 |
| 809907 | ACC. |
| 809909 | ACC. |





809901 CYLINDRICAL POLE 3,5 M.
TO BE BURIED

Cylindrical pole made in steel S235JR (UNI EN 10219) hot galvanized (UNI EN 1461), **diameter 76 mm, thickness 4 mm.**

Phospho-chromatised and polyester powder coated.

Total height 3.500 mm, including 500 mm to be buried into the ground. Includes IP54 cover plate 132x38 mm and terminal block in double insulation.

809902 CYLINDRICAL POLE 4,5 M.
TO BE BURIED

Cylindrical pole made in steel S235JR (UNI EN 10219) hot galvanized (UNI EN 1461), **diameter 76 mm, thickness 4 mm.**

Phospho-chromatised and polyester powder coated.

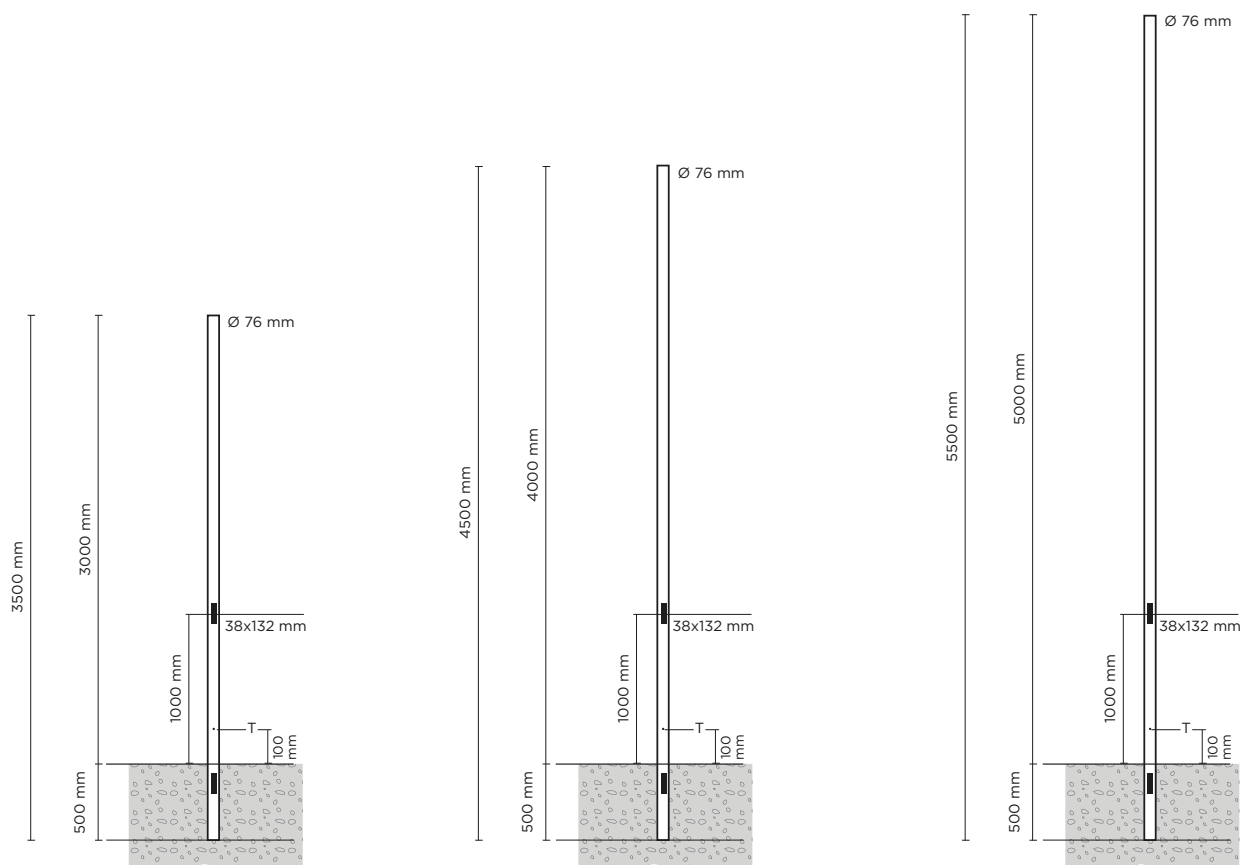
Total height 4.500 mm, including 500 mm to be buried into the ground. Includes IP54 cover plate 132x38 mm and terminal block in double insulation.

809903 CYLINDRICAL POLE 5,5 M.
TO BE BURIED

Cylindrical pole made in steel S235JR (UNI EN 10219) hot galvanized (UNI EN 1461), **diameter 76 mm, thickness 4 mm.**

Phospho-chromatised and polyester powder coated.

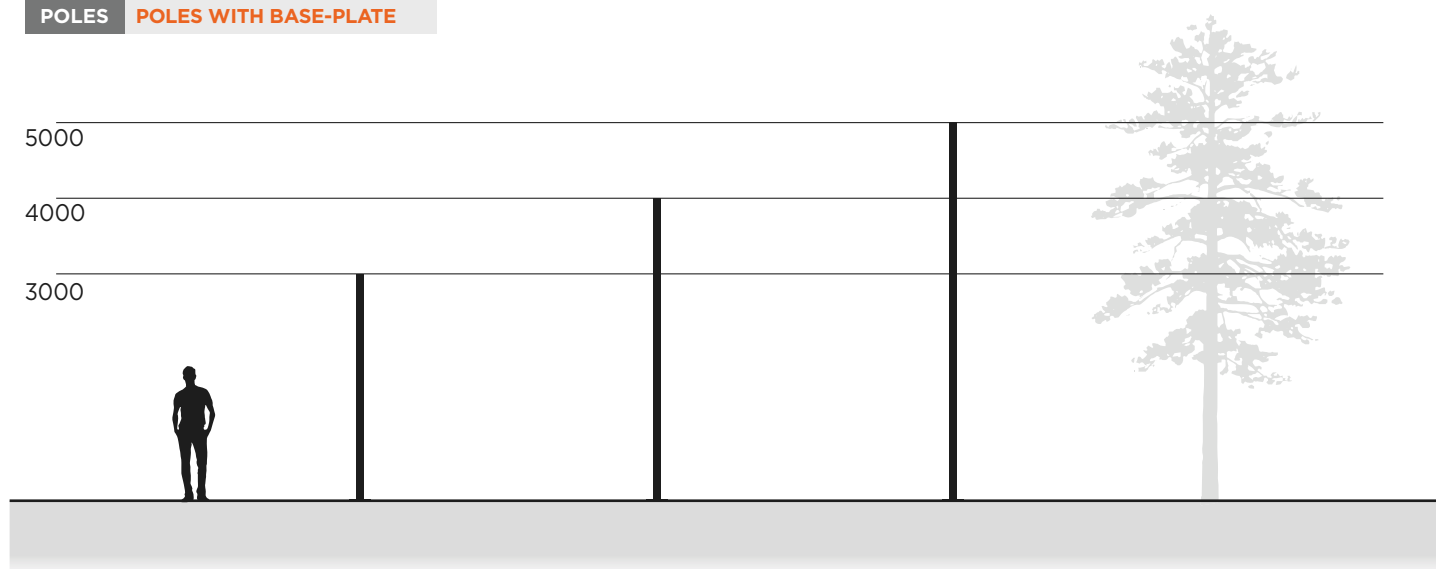
Total height 5.500 mm, including 500 mm to be buried into the ground. Includes IP54 cover plate 132x38 mm and terminal block in double insulation.



T= Grounding, threaded galvanized insert
pole Thickness= 4mm

T= Grounding, threaded galvanized insert
pole Thickness= 4mm

T= Grounding, threaded galvanized insert
pole Thickness= 4mm



809904

**CYLINDRICAL POLE 3 M.
WITH BASE-PLATE**

Cylindrical pole made in steel S235JR (UNI EN 10219) hot galvanized (UNI EN 1461), **diameter 76 mm, thickness 4 mm.**

Phospho-chromatised and polyester powder coated. **Total height 3.000 mm, with base plate dim. 250x250 mm**, thickness 10 mm. Includes IP54 cover plate 132x38 mm and terminal block in double insulation.

809905

**CYLINDRICAL POLE 4 M.
WITH BASE-PLATE**

Cylindrical pole made in steel S235JR (UNI EN 10219) hot galvanized (UNI EN 1461), **diameter 76 mm, thickness 4 mm.**

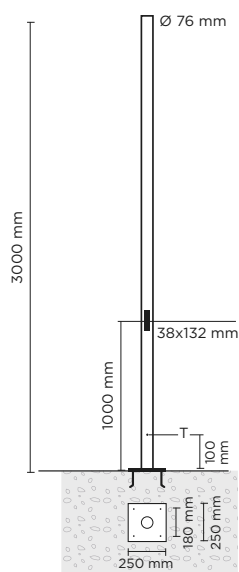
Phospho-chromatised and polyester powder coated. **Total height 4.000 mm, with base plate dim. 250x250 mm**, thickness 10 mm. Includes IP54 cover plate 132x38 mm and terminal block in double insulation.

809906

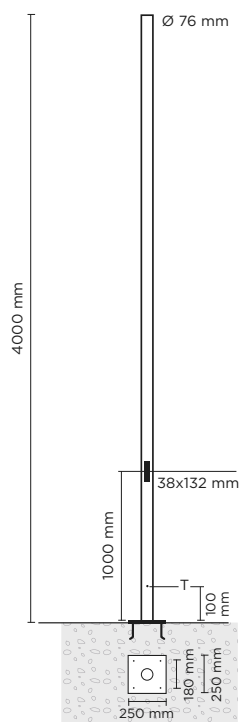
**CYLINDRICAL POLE 5 M.
WITH BASE-PLATE**

Cylindrical pole made in steel S235JR (UNI EN 10219) hot galvanized (UNI EN 1461), **diameter 76 mm, thickness 4 mm.**

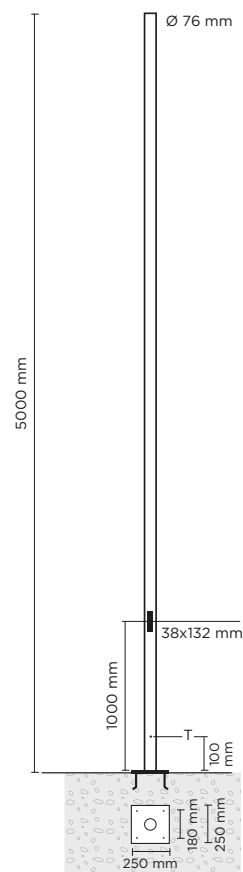
Phospho-chromatised and polyester powder coated. **Total height 5.000 mm, with base plate dim. 250x250 mm**, thickness 10 mm. Includes IP54 cover plate 132x38 mm and terminal block in double insulation.



T= Grounding, threaded galvanized insert pole Thickness= 4mm




T= Grounding, threaded galvanized insert pole Thickness= 4mm



T= Grounding, threaded galvanized insert pole Thickness= 4mm







DECORATIVE OUTDOOR

| luminaire | lumen package | page |
|---------------------|---------------|------|
| 901001 BEYOND TABLE | 450 | 520 |
| 901002 BEYOND FLOOR | 2.700 | 522 |

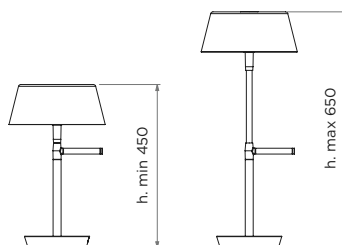




901001

BEYOND TABLE RECHARGEABLE LAMP

Designed by
NAVA + AROSIO

Decorative portable table lamp for outdoor areas. Structural parts are realized in copper-free aluminum phospho-chromatised and polyester powder coated, polycarbonate opal diffuser, non-visible stainless steel screws and silicone gaskets and o-rings. Li-ion battery pack included (7 hours operation at 100% light intensity), hidden USB port on the base side allows to recharge the lamp with included charger, 3 different light intensities can be selected with a touch dimmer with infrared ray sensor. This floor lamp is 45 cm height and through the use of the stainless steel handle it can be extended till 65 cm, allowing different architectural installations and enlarging the lighting cone. Built.in LED driver 220-240V 50-60Hz, with nr. 16 CREE XH-G mid-power LED. IP65 rated.



| light source | light beam options | lumen output (lm) | lumin. efficacy (lm/w) |
|-----------------------------|--|-------------------|------------------------|
| 3000°K warm-white | | | |
| mid-power led |  360° | 450 | 56.25 |
| 4000°K neutral-white | | | |
| mid-power led |  360° | 450 | 56.25 |

Colors options

 Anthracite Grey
RAL 7016

 Ruby Red
RAL 3003

 Matt White
RAL 9016


Technical features



Technical data

| | |
|--------------|--|
| Wattage | 8 WATT |
| IP Rating | IP65 |
| IK Rating | IK07 |
| Material | Head and base made in high corrosion resistance die-cast copper-free aluminum; Pipes made in steel |
| Coating | Polyester powder coating with phosphocromating pre-finish |
| Light source | NR. 16 CREE XH-G mid-power LED |
| Screws | Stainless steel |
| Power source | Li-on battery pack included |
| Gasket | Silicone rubber |
| Diffuser | Polycarbonate diffuser |
| USB port | with included charger |
| Weight | 4,00 Kg |





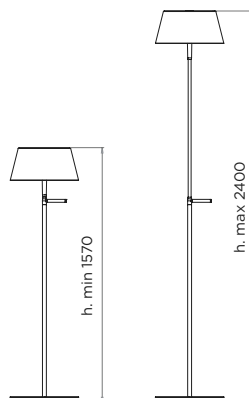


901002

BEYOND FLOOR THE EXTENDABLE LAMP

Designed by
NAVA + AROSIO

Decorative floor lamp for outdoor areas. Head and base are realized in copper-free aluminum, while pipes in steel material; all structural parts are phospho-chromatised and polyester powder coated. Polycarbonate opal diffuser, non-visible stainless steel screws and silicone gaskets and o-rings. This floor lamp is 157 cm height and through the use of the stainless steel handle it can be extended till 240 cm, allowing different architectural installations and enlarging the lighting cone. Built.in LED driver 220-240V 50-60Hz, with nr. 60 CREE XH-G mid-power LED. IP65 rated.



| light source | light beam options | lumen output (lm) | lumin. efficacy (lm/w) |
|-----------------------------|--------------------|-------------------|------------------------|
| 3000°K warm-white | | | |
| mid-power led | 360° | 2.700 | 67.50 |
| 4000°K neutral-white | | | |
| mid-power led | 360° | 2.700 | 67.50 |

Colors options

Anthracite Grey
RAL 7016

Ruby Red
RAL 3003

Matt White
RAL 9016

Technical features



Technical data

| | |
|--------------|--|
| Wattage | 40 WATT |
| IP Rating | IP65 |
| IK Rating | IK07 |
| Material | Head and base made in high corrosion resistance die-cast copper-free aluminum; Pipes made in steel |
| Coating | Polyester powder coating with phosphochromating pre-finish |
| Light source | NR. 60 CREE XH-G mid-power LED |
| Screws | Stainless steel |
| Transformer | Electrical power supply 220/240V 50/60Hz built-in |
| Gasket | Silicone rubber |
| Diffuser | Polycarbonate diffuser |
| Cable | Gland |
| Power cable | 1 mt. Power cable included |
| Weight | 20,00 Kg |






PUK CODE AC079

DEMO BOX PUK





SAMPLE CASE INCLUDING
FOLLOWING PRODUCTS:




TECH EVO MINI 02
HYDROFLOOR NANO
WAVE 2.0
TAG MINI 03
RING MINI



ELEMENTS TO CONSIDER IN A NEW (OR EXISTING) LIGHTING PROJECT

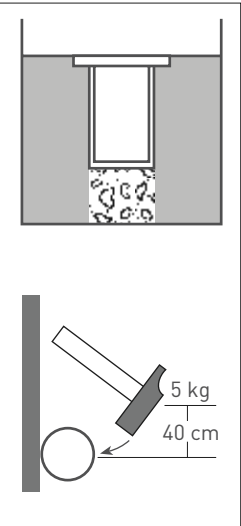
IP protective degree (IEC 529 & EN 60529 norms)

| | |
|---------|---|
| IP 1... | Protected against the entry of solid bodies with dimensions of more than 50 mm. |
| IP 2... | Protected against the entry of solid bodies with dimensions of more than 12 mm. |
| IP 3... | Protected against the entry of solid bodies with dimensions of more than 2,5 mm. |
| IP 4... | Protected against the entry of solid bodies with dimensions of more than 1 mm. |
| IP 5... |  Protected against entry of dust. |
| IP 6... |  Completely protected against entry of dust. |

| | |
|---------|--|
| IP 0... | Unprotected. |
| IP ...1 | Protected against the vertical falling of water drop. |
| IP ...2 | Protected against the falling of water with a maximum inclination of 15°. |
| IP ...3 |  Protected against rain. |
| IP ...4 |  Protected against sprinklings. |
| IP ...5 |  Protected against water jets. |
| IP ...6 | Protected against heavy waves. |
| IP ...7 |  Temporary immersion proof. |
| IP ...8 | Immersion. |

WARNING. Unless otherwise specified articles in this catalogue are not for permanent and continuous immersion in water. Some fittings, although classified and tested IP 68 cannot be installed permanently in water according to international norms IEC364-7-702 (max 12 V A.C. or 30 V D.C. in water). They can only withstand (resist) accidental immersion of 1,3 m

depth due to temporary flooding.
WARNING: in all ground lighting fittings installation, at least a 20 cm depth drain hole filled by gravel must be made to prevent flooding. Use h07rn-f cables only. Other kind of cables may not be conformed to assure the IP 67 or IP 68 rating.



MECHANICAL SHOCK (CEI EN 50102 norms)

Protection of the hardware against the mechanical shocks.
Test: shock resistance from a hammer of 5 kg falling from 0,40 m.
Intensity of shock:
20 Joules = IK 10.

SHOCK RESISTANCE CEI EN 50102

| | |
|------|--------|
| IK01 | 0,15 J |
| IK02 | 0,2 J |
| IK03 | 0,35 J |
| IK04 | 0,5 J |
| IK05 | 0,7 J |
| IK06 | 1 J |
| IK07 | 2 J |
| IK08 | 5 J |
| IK09 | 10 J |
| IK10 | 20 J |

WARNING!
Some chemical substances, liquids or vapour, may cause corrosion/damages on metal parts of the fittings. Verify the presence of these substances when installing the products and the compatibility with such substances. Stainless steel surfaces could be damaged by: Sodium Hydroxide (soda), liquid Chlorine or vapour, Hydrochloric acid, Nitric acid (20%), Sulphuric acid (30%).

Die-cast Aluminium could be damaged by: Arsenic Acid (20%), Acetic acid, Hydrochloric acid, Formic acid, Nitric acid (20%), Sulphuric acid (30%), Quicklime, Sodium Hydroxide (soda). Suggestion: very important is to regularly clean the fitting surfaces. At least once a year or during bulb replacement. Cleaning could be made with diluted soap or detergent. In any case do not use Solvent or Ethylene base products.

WARRANTY TERMS

P.U.K. Italia Group guarantees the performance of its products only and exclusively in relation to how they are used, their destination and application as explicitly specified.

THE WARRANTY OF THE PRODUCTS HAS A 5 YEAR VALIDITY STARTING FROM THE DATE OF DELIVERY TO THE PURCHASER.

Any claims must be forwarded in writing to P.U.K. Italia Group together with a copy of the purchase invoice complete with delivery date, description of the fault and number of products that are faulty.

P.U.K. Italia Group, according to its indisputable choice will arrange either to repair or replace them within a reasonable period of time from the claim. Returned faulty goods will be accepted by P.U.K. Italia Group only if previously authorised in writing, correctly forwarded, suitably packed and with transport prepaid.

This guarantee does not cover further expenses sustained by the Purchaser consequent to the faulty condition of the products; in particular P.U.K. Italia Group will not bear the cost of collecting the faulty products from customers (including cost of dismantling) and forwarding of replacement products to them.

Any responsibility on the part of P.U.K. Italia Group is explicitly excluded in the following cases:

- use, assembly and/or improper or unreasonable maintenance of the products, and/or their correct preservation:
- if damage or bad functioning is caused by work carried out on products without prior written authorisation from P.U.K. Italia Group (e.g. disassembly, alterations, substitutions, etc.);
- if the quality and performance have been compromised by the addition of accessories not approved by P.U.K. Italia Group.

This guarantee includes and replaces every other possible responsibility stemming from the products supplied, no matter how it originated: in particular the Purchaser cannot claim damages, reduction in prices or cancellation of the contract. In no case will P.U.K. Italia Group be responsible for indirect damage or loss of profit.

The Law Court in Monza is the sole competent Court for any disputes.





www.puk.it

PUK ITALIA GROUP
Via San Giorgio, 16 | 20851 Lissone (MB) Italy
T. +39 039 2457920 | F. + 39 039 2457924
puk@puk.it